

Front-End Computational Modeling and Design for ADAPT



Marion Sudvarg (msudvarg@wustl.edu)
Washington University in St. Louis
For the APT collaboration



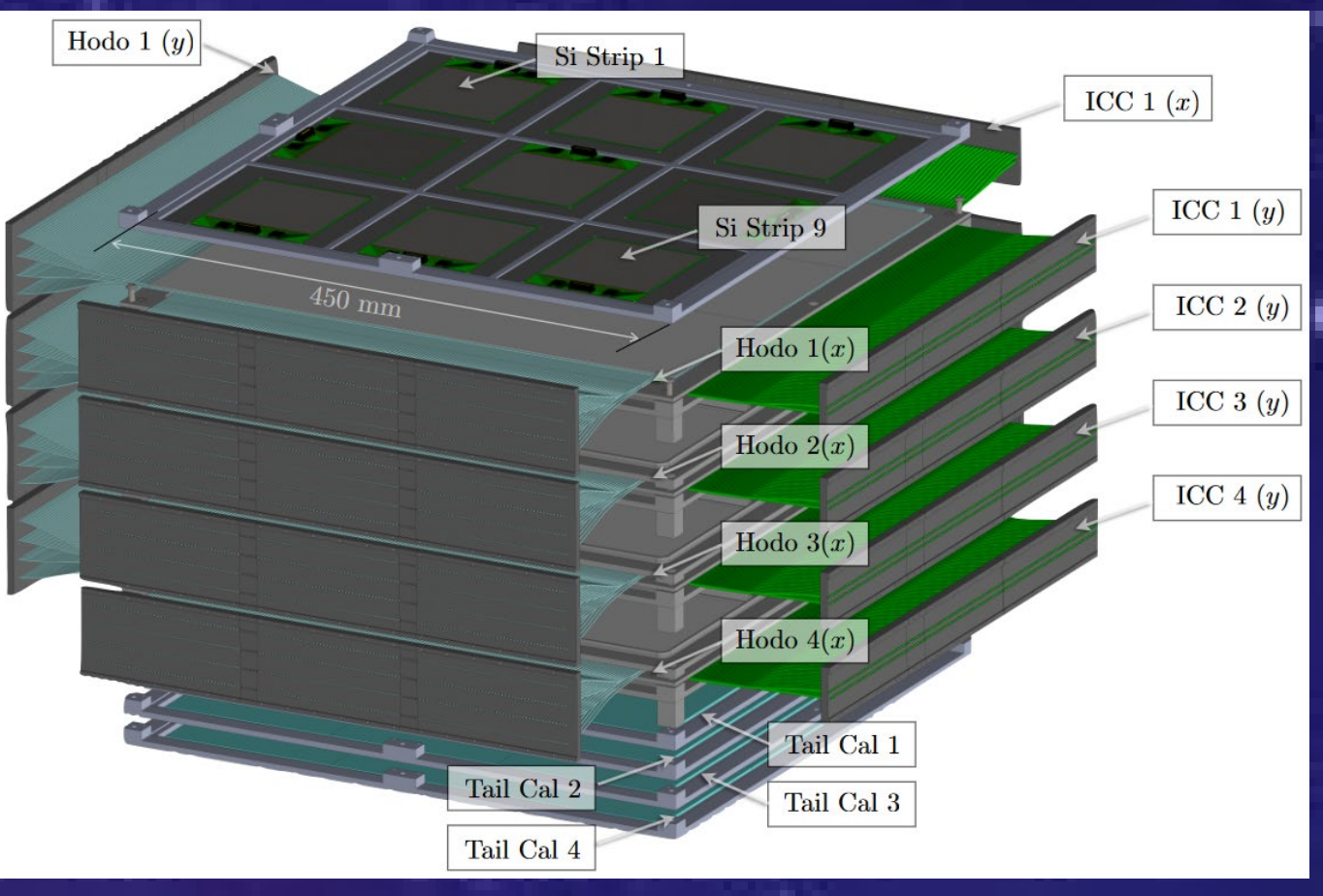
adapt.physics.wustl.edu



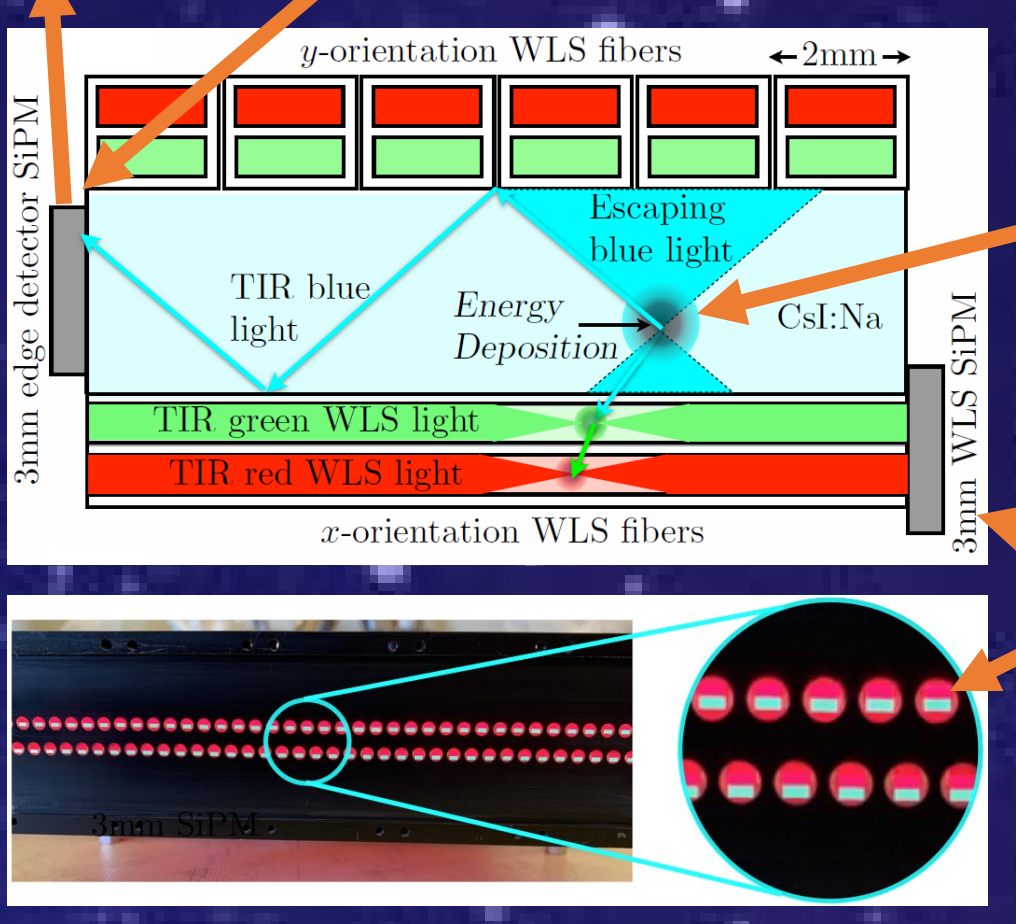
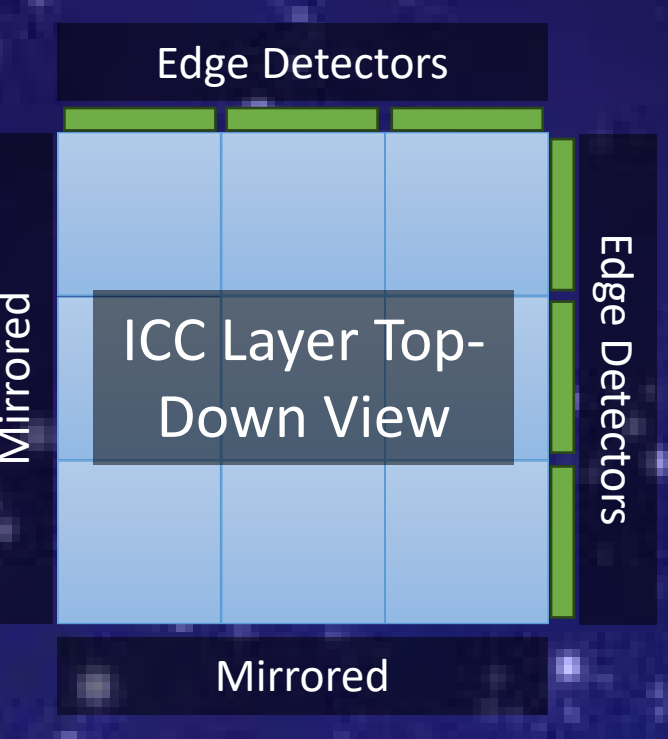
The Advanced Particle-Astrophysics Telescope (APT) [1] is a future gamma-ray/cosmic-ray mission that will combine a pair tracker and Compton telescope in a single monolithic design to include multiple layers of CsI:Na scintillators coupled with crossed planes of wavelength-shifting (WLS) fibers to localize energy deposition to ~mm accuracy, and SiPM-based edge-detectors to improve light collection and calorimetry. It will localize MeV to TeV transients such as gamma-ray bursts in real time using onboard computational hardware.

The Antarctic Demonstrator for APT (ADAPT) is a prototype high-altitude balloon mission scheduled to fly during the 2025–26 season. To estimate ADAPT's performance, we have developed a simulated model of the instrument that incorporates optical properties of its CsI:Na scintillators, measurements of WLS signal attenuation, characterizations of the SiPMs and preamplifier boards, and the effects of signal integration and event pileup.

We also update on the status of front-end data reduction. High-level synthesis (HLS) enables the logic for pedestal subtraction and signal integration across 96 ASIC channels to fit on a single Kintex-7 FPGA with sufficient throughput to handle a high sustained event rate.



Edge detector comprised of 36 Hamamatsu S14160-3050HS SiPMs



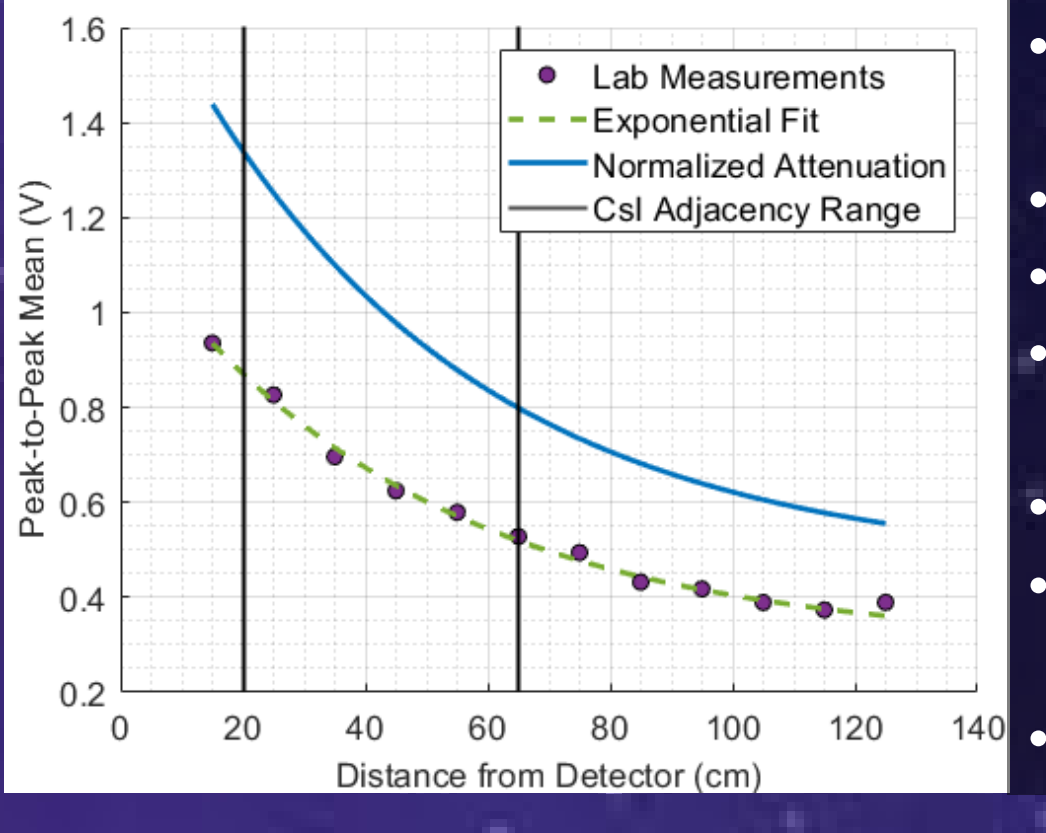
Detector Design Overview

4 primary detector layers coupling an imaging CsI calorimeter (ICC) and scintillating fiber tracker hodoscope
Each ICC layer has a 3x3 arrangement of 15 cm x 15 cm x 5 mm CsI:Na scintillating crystal
Orthogonal 2mm wavelength shifting (WLS) fibers are bonded to the top and bottom of each ICC layer
SiPM-based edge detectors improve light collection and calorimetry
4 additional closely-spaced CsI:Na tail counters have edge detectors but no WLS fibers

- Gamma-ray photon Compton scatters or is photoabsorbed
- WLS fibers each read out by Hamamatsu S14160-3050HS SiPM
- 36 edge detector SiPMs passively combined into low- and high-gain preamplifier stages
- 3 WLS SiPM output signals combined into single SMART [2] shaping preamplifier channel
- 16-channel analog waveform digitizer ALPHA ASIC samples response from edge detector gain stages (1 ALPHA per layer)
- SMART output from 225 WLS fibers sampled by 5 x 16-channel ALPHA ASICs per ICC layer-axis

WLS Fiber Characterization

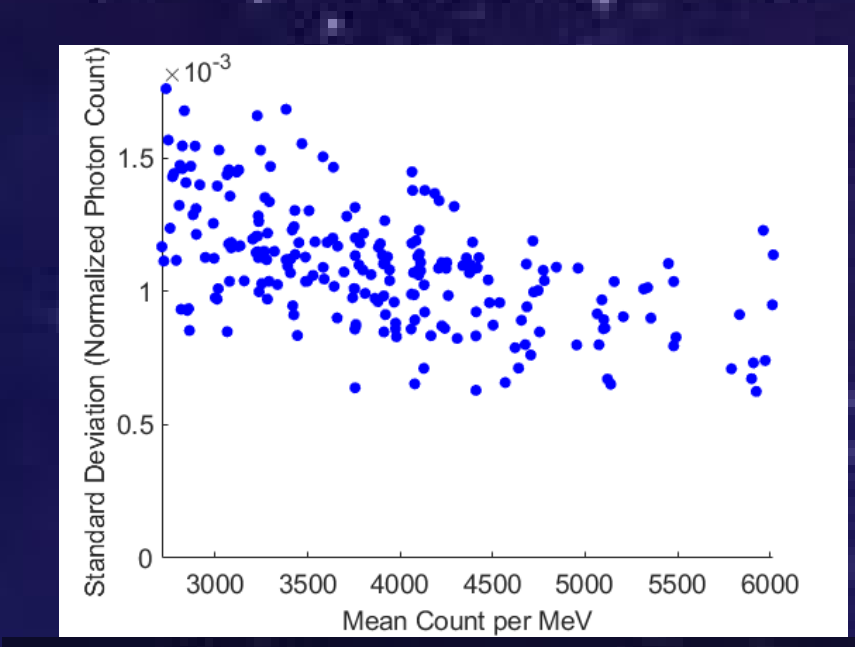
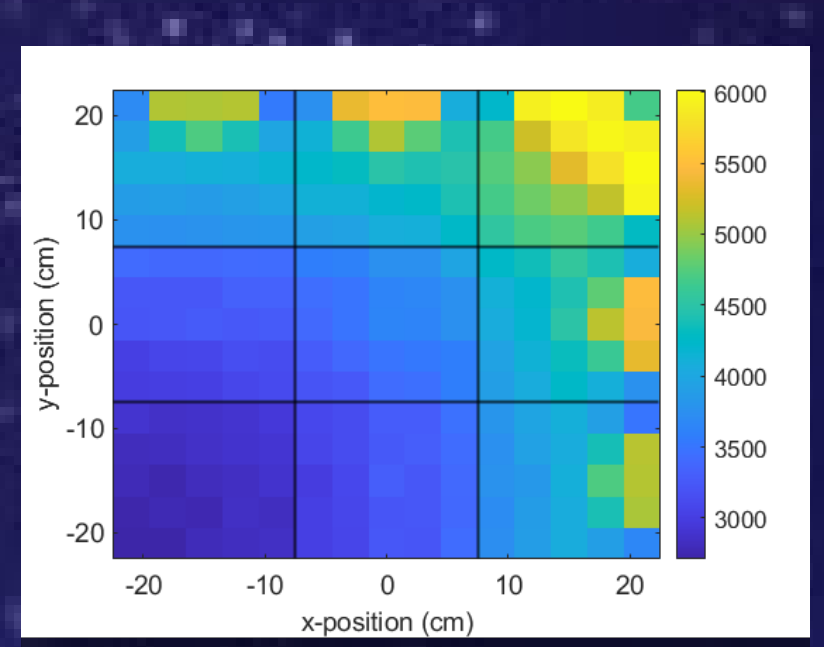
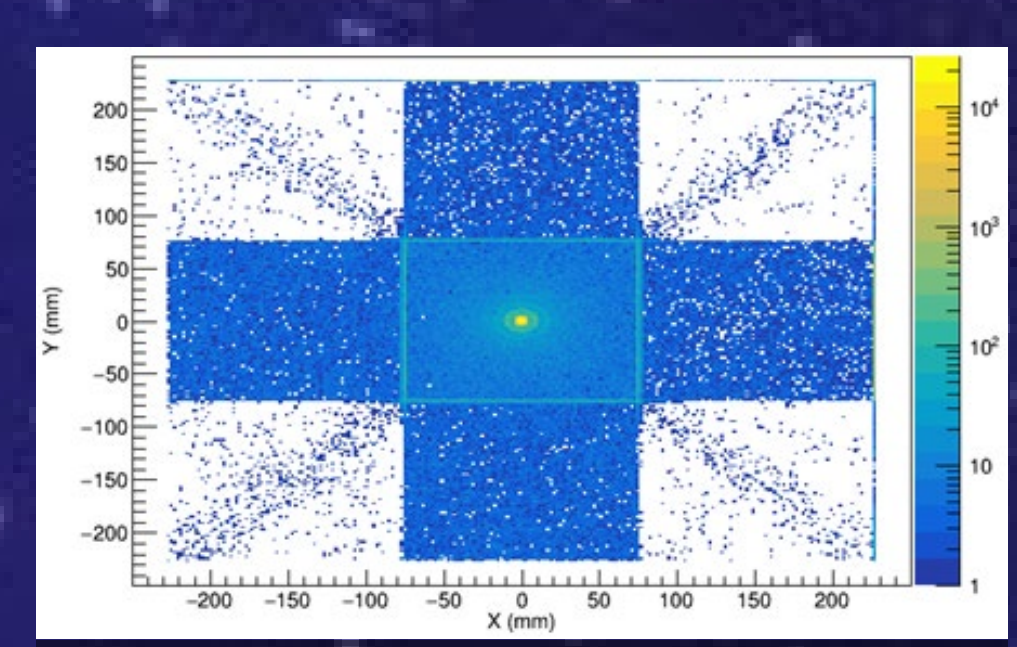
Performed lab measurements of WLS fiber attenuation and characterized SiPM PDE to model optical photon detection



- Lab Measurements: oscilloscope voltage measurements normalized by reference measurement
- Exponential Fit: fit exponential function with y-offset
- CsI Adjacency Range: portion of fiber overlapping CsI (SiPM end 20cm from crystal)
- Original model in [3] used a constant transmission efficiency determined by lab measurements of average yield
- Normalized Attenuation: normalized to middle of CsI adjacency range
- Transmission efficiency now scaled by $0.8789e^{-0.02126d} + 0.4615$ where d is the distance in cm from the edge of tile
- Use [7] and datasheet to assign SiPM PDE of 50% for green WLS fiber light

Edge Detector Modeling

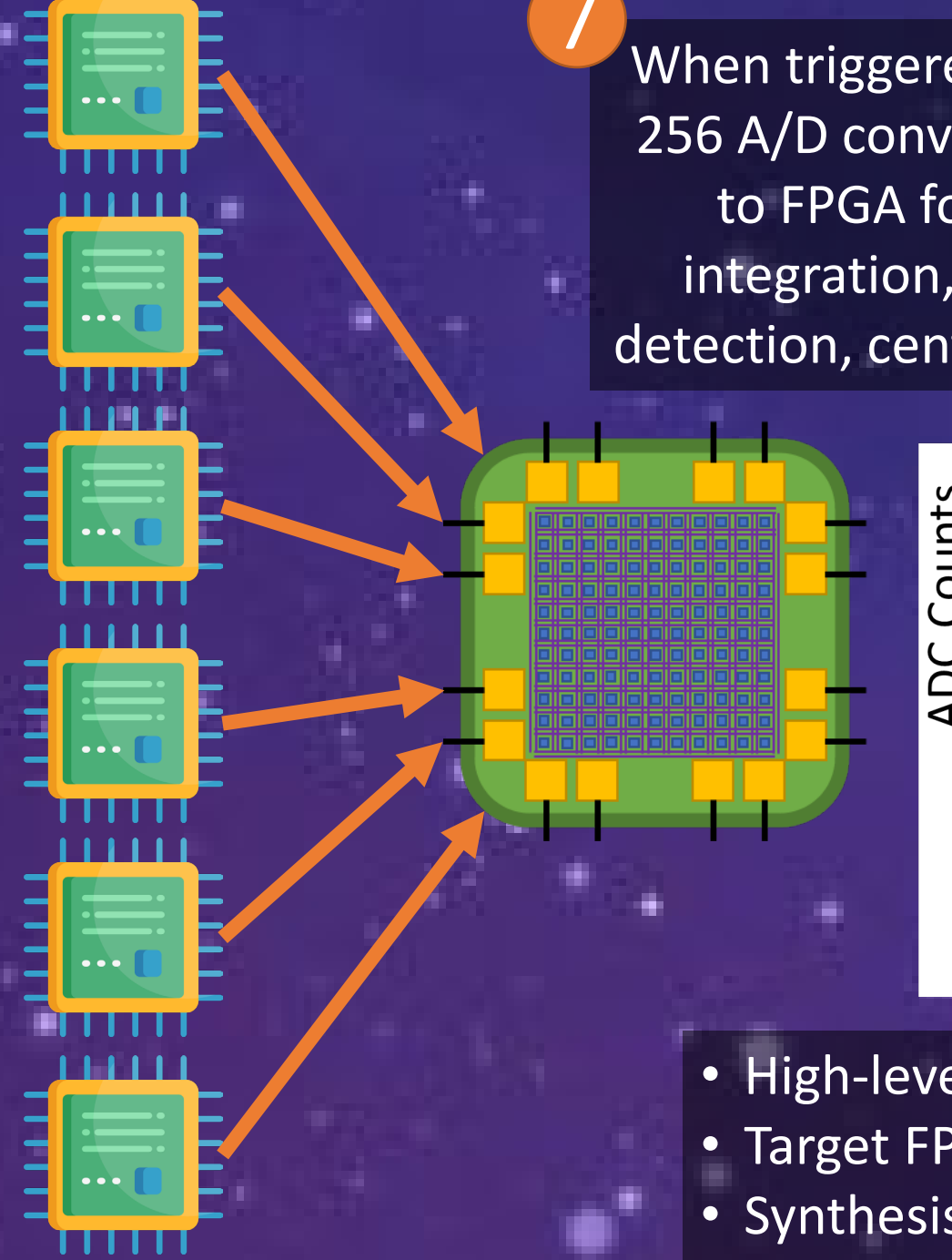
Performed optical simulations of ICC layer to model distributions of scintillated photons detected by edge SiPMs



Photon absorption positions from point-like energy deposit at center. Map of positions to expected photons per MeV. Normalized standard deviation lacks strong position dependence

- GEANT4-based simulation
- CsI:Na refractive index 1.84, yield 41,000 photons/MeV
- 1mm silicone epoxy at all tile interfaces with refractive index 1.41
- Simulated 20 energy deposits at each of 5x5 points on each tile
- Mapped absorbed photons to edge SiPM positions
- Model Gaussian distribution for captured photons
- Mean: Expected photons per MeV at closest simulated position
- Std: $0.0158 * \text{mean per MeV}$, scaled by square root of energy
- Assign SiPM PDE of 45% for blue scintillation light per [7]

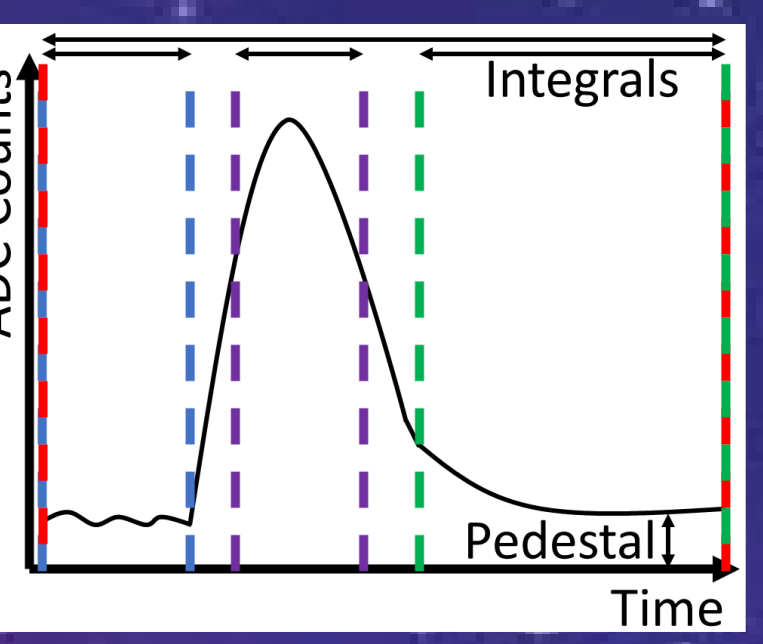
High-Level Synthesis of FPGA Logic



7 When triggered, 6 ALPHA ASICs read out 256 A/D converted samples per channel to FPGA for pedestal subtraction, integration, zero suppression, island detection, centroiding, and event building

8 Pedestal Subtraction
ADC count contribution from analog memory pedestal must be subtracted

9 Signal Integration
4 integrals over subsets of 256 samples (2.56 μs) to capture complete time profile of CsI scintillation



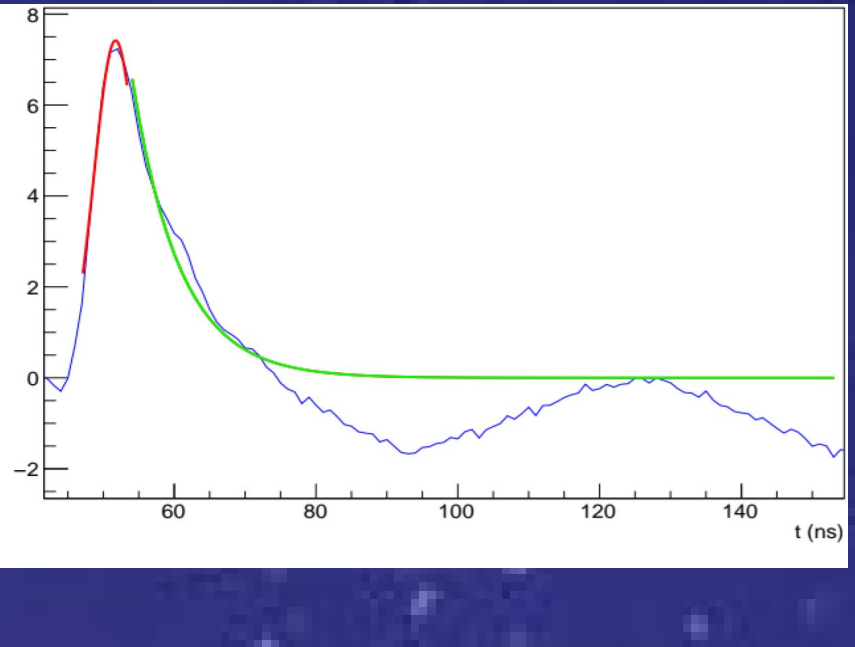
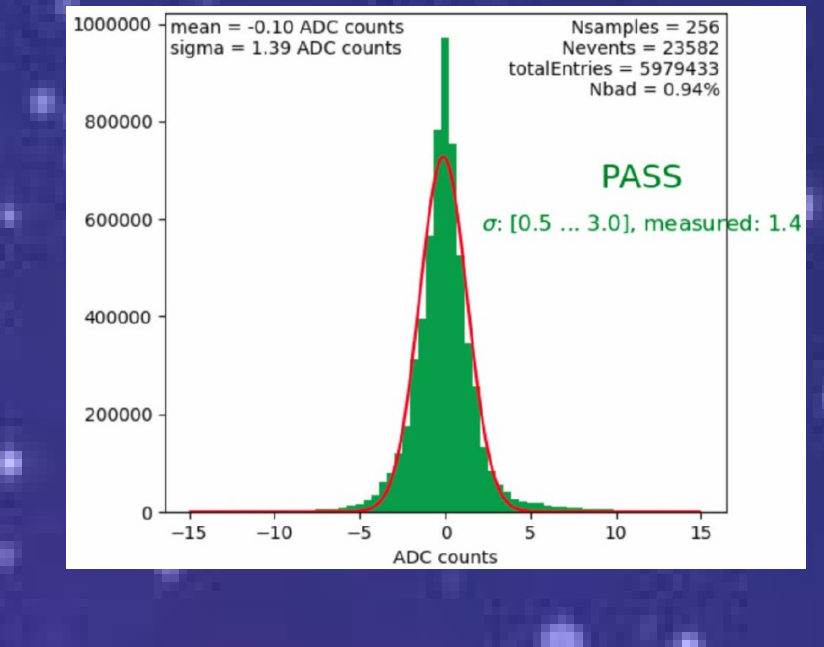
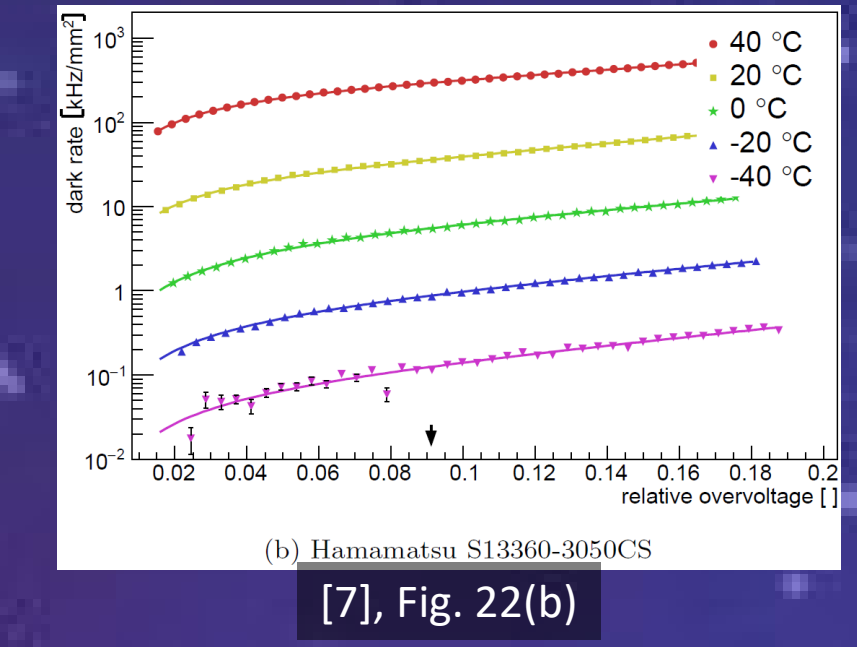
- High-level synthesis (HLS) applied to pedestal subtraction and signal integration
- Target FPGA: Xilinx Kintex 7 XC7K325T-2FFG900C
- Synthesis and emulation: Xilinx Vitis software platform
- Vectorized across 16 ASIC channels to enable SIMD processing
- Pipelined dataflow execution improves throughput
- Two implementations of signal integration:
 - (1): Parallel logic block for each integral
 - (2): Sequential prefix sum over samples, computing each integral by subtracting prefix sum indices corresponding to bounds

Results for parallel logic handling 6 ALPHA ASICs:

| Impl. | FFs | % Util | LUTs | % Util | BRAM | % Util | II (Cycles) |
|-------|--------|--------|--------|--------|------|--------|-------------|
| (1) | 30,954 | 7.6 | 71,988 | 35.3 | 450 | 50.6 | 275 |
| (2) | 27,864 | 6.8 | 60,372 | 29.6 | 540 | 60.7 | 269 |

FPGA not overutilized!
(still need to synthesize zero-suppression and island detection)
Throughput supports sustained event arrivals every 3 μs

Noise Characterization



SiPM Dark Counts

- Relative overvoltage ~5%
- Cooled to 10°C
- 70 kHz for single 3x3 mm SiPM
- 10 ns samples
- Expected counts/sample:
 - 0.0021 for 3x mux WLS
 - 0.1512 for 6x36 in edge detector layer

SMART Preamplifier Noise

- RMS noise per ns: $\sigma = 1.39$
- Scale by $\sqrt{3}$ for WLS
- Scale by $\sqrt{216}$ for edge detectors
- Further scale by signal integration time
- SMART single-PE impulse response modeled using 10ns Gaussian followed by 27ns exponential
- MC simulation determines mean and std for ADC count

Signal Integration


- CsI scintillation modeled as exponential distribution with mean 633 ns
- 1.5 μs integration for edge detectors
- 2.5 μs integration for WLS fibers
- Optical photon signal captured follows binomial distribution

Event Pileup

- GRB arrival times sampled from normal distribution
- Add Earth's limb particle background modeled in [6]
- Signals from multiple events may be captured in a single readout window

10 Centroiding
Original interaction locations and energies inferred from integrated fiber signal distributions on 1 FPGA per ICC layer

- Preliminary assessment in [4] of HLS for centroiding
- Requires 68 cycles to centroid a typical event
- Data reduced from 10ns samples to <x,y,z,E>
- Centroids sent from 4 FPGAs to CPU performing backend computation



Backend Computation
For more details, see [5]

11 Event Reconstruction
Centroids from each individual gamma ray are combined and used to reconstruct Compton angles

12 GRB Localization
Resulting annuli describing PDF of incoming source direction are intersected to infer a common source

References

- [1] James Buckley. The Advanced Particle-Astrophysics Telescope (APT) Project Status. In Proc. of 37th International Cosmic Ray Conference – PoS(ICRC2021), volume 395, pages 655:1–655:9, July 2021.
- [2] Leonardo Di Venero. Design of the front-end electronics board based on the SMART ASIC for the Antarctic Demonstrator for the Advanced Particle-Astrophysics Telescope (ADAPT). Poster PGA0-34 (online).
- [3] Wenlei Chen et al. The Advanced Particle-Astrophysics Telescope: Simulation of the Instrument Performance for Gamma-Ray Detection. In Proc. of 37th International Cosmic Ray Conference – PoS(ICRC2021), volume 395, pages 590:1–590:9, July 2021.
- [4] Jacob Wheelock, William Kanu, Marion Sudvarg, Zhili Xiao, Jeremy D. Buhler, Roger D. Chamberlain, and James H. Buckley. Supporting multi-messenger astrophysics with fast gamma-ray burst localization. In Proc. of IEEE/ACM HPC for Urgent Decision Making Workshop (UrgentHPC), November 2021.
- [5] Ye Htet, Marion Sudvarg, et al. Prompt and Accurate GRB Source Localization Aboard the Advanced Particle Astrophysics Telescope (APT) and its Antarctic Demonstrator (ADAPT). Poster PGA1-16 (physical).
- [6] Wenlei Chen. Simulation of the instrument performance of the Antarctic Demonstrator for the Advanced Particle-Astrophysics Telescope in the presence of the MeV background. Poster PGA0-22 (online).
- [7] A. N. Otte, D. Garcia, T. Nguyen and D. Purushotham. Characterization of three high efficiency and blue sensitive silicon photomultipliers. Nucl. Instrum. Methods Phys. Res. A 846 (2017) 106.

Mission Presentation

For more details, please see our presentation at parallel session GA10-05.
Friday, 28 July, 2023, 10:00 AM – 10:15 AM
"The Antarctic Demonstrator for the Advanced Particle-Astrophysics Telescope (ADAPT)"
James H Buckley, Washington University in St. Louis