

Monday through Friday

Effective Dec 10 2023

38

Eastbound Al Este (Approximate Times / Tiempos Aproximados)

| LOS ANGELES | WEST ADAMS | EXPOSITION PARK | DOWNTOWN LOS ANGELES |
|----------------------------------|---------------------|---------------------|------------------------|
| 2 | 3 | 4 | 5 |
| Washington / Fairfax Transit Hub | Jefferson & La Brea | Jefferson & Vermont | Broadway & Venice G |
| 4:15A | 4:23A | 4:34A | 4:44A |
| 5:10 | 5:18 | 5:31 | 5:41 |
| 5:41 | 5:49 | 6:03 | 6:15 |
| 6:00 | 6:09 | 6:24 | 6:36 |
| 6:29 | 6:38 | 6:54 | 7:06 |
| 6:57 | 7:07 | 7:23 | 7:38 |
| 7:29 | 7:39 | 7:55 | 8:10 |
| 8:02 | 8:12 | 8:28 | 8:43 |
| 8:32 | 8:42 | 8:58 | 9:13 |
| 9:02 | 9:12 | 9:28 | 9:43 |
| 9:33 | 9:43 | 9:58 | 10:13 |
| 10:03 | 10:13 | 10:28 | 10:43 |
| 10:33 | 10:43 | 10:58 | 11:13 |
| 11:03 | 11:13 | 11:29 | 11:44 |
| 11:32 | 11:42 | 11:58 | 12:13P |
| 11:59 | 12:11P | 12:28P | 12:43 |
| 12:30P | 12:41 | 12:58 | 1:13 |
| 1:00 | 1:11 | 1:28 | 1:43 |
| 1:30 | 1:41 | 1:58 | 2:14 |
| 1:59 | 2:10 | 2:28 | 2:44 |
| 2:27 | 2:38 | 2:56 | 3:13 |
| 2:55 | 3:08 | 3:26 | 3:43 |
| 3:22 | 3:36 | 3:56 | 4:13 |
| 3:50 | 4:04 | 4:24 | 4:42 |
| 4:20 | 4:35 | 4:54 | 5:12 |
| 4:49 | 5:05 | 5:24 | 5:41 |
| 5:28 | 5:43 | 6:00 | 6:14 |
| 6:08 | 6:22 | 6:38 | 6:52 |
| 6:29 | 6:42 | 6:58 | 7:12 |
| 7:11 | 7:23 | 7:38 | 7:50 |
| 8:00 | 8:09 | 8:23 | 8:34 |
| 8:45 | 8:54 | 9:08 | 9:19 |
| 9:45 | 9:53 | 10:05 | 10:16 |
| 10:30 | 10:38 | 10:50 | B11:05 |
| 11:30 | 11:38 | 11:49 | B12:03A |
| — | — | B12:49A | B1:03 |

Westbound Al Oeste (Approximate Times / Tiempo Aproximados)

| DOWNTOWN LOS ANGELES | EXPOSITION PARK | WEST ADAMS | LOS ANGELES |
|------------------------|---------------------|---------------------|----------------------------------|
| 5 | 4 | 3 | 1 |
| Broadway & Venice H | Jefferson & Vermont | Jefferson & La Brea | Washington / Fairfax Transit Hub |
| 4:57A | 5:09A | 5:21A | 5:27A |
| 5:33 | 5:45 | 5:57 | 6:04 |
| 6:03 | 6:16 | 6:29 | 6:37 |
| 6:27 | 6:42 | 6:57 | 7:06 |
| 7:04 | 7:20 | 7:40 | 7:51 |
| 7:37 | 7:53 | 8:13 | 8:24 |
| 8:09 | 8:25 | 8:43 | 8:54 |
| 8:41 | 8:57 | 9:12 | 9:23 |
| 9:11 | 9:27 | 9:42 | 9:52 |
| 9:41 | 9:57 | 10:12 | 10:21 |
| 10:11 | 10:27 | 10:42 | 10:50 |
| 10:41 | 10:57 | 11:13 | 11:21 |
| 11:11 | 11:27 | 11:43 | 11:51 |
| 11:41 | 11:57 | 12:13P | 12:21P |
| 12:11P | 12:29P | 12:45 | 12:53 |
| 12:41 | 12:59 | 1:15 | 1:24 |
| 1:11 | 1:29 | 1:45 | 1:54 |
| 1:41 | 1:59 | 2:15 | 2:24 |
| 2:11 | 2:29 | 2:45 | 2:54 |
| 2:42 | 3:01 | 3:17 | 3:26 |
| 3:12 | 3:31 | 3:47 | 3:56 |
| 3:43 | 4:03 | 4:19 | 4:28 |
| 4:11 | 4:31 | 4:47 | 4:56 |
| 4:41 | 5:01 | 5:17 | 5:26 |
| 5:10 | 5:31 | 5:47 | 5:56 |
| 5:40 | 6:01 | 6:17 | 6:26 |
| 6:09 | 6:28 | 6:44 | 6:52 |
| 6:39 | 6:55 | 7:11 | 7:19 |
| 7:14 | 7:29 | 7:44 | 7:52 |
| 7:51 | 8:05 | 8:19 | 8:26 |
| 8:29 | 8:43 | 8:57 | 9:04 |
| 9:06 | 9:19 | 9:32 | 9:38 |
| B10:11 | 10:27 | 10:39 | 10:45 |
| B11:12 | 11:27 | 11:39 | 11:45 |
| B12:12A | B12:27A | — | — |

Saturday

38

Eastbound Al Este (Approximate Times / Tiempos Aproximados)

| LOS ANGELES | WEST ADAMS | EXPOSITION PARK | DOWNTOWN LOS ANGELES |
|----------------------------------|---------------------|---------------------|------------------------|
| 2 | 3 | 4 | 5 |
| Washington / Fairfax Transit Hub | Jefferson & La Brea | Jefferson & Vermont | Broadway & Venice G |
| 4:15A | 4:23A | 4:34A | 4:44A |
| 5:10 | 5:18 | 5:29 | 5:39 |
| 5:55 | 6:03 | 6:15 | 6:26 |
| 6:37 | 6:45 | 6:58 | 7:09 |
| 7:15 | 7:24 | 7:38 | 7:49 |
| 7:54 | 8:03 | 8:17 | 8:28 |
| 8:31 | 8:41 | 8:56 | 9:07 |
| 8:50 | 9:00 | 9:15 | 9:27 |
| 9:10 | 9:20 | 9:35 | 9:47 |
| 9:50 | 10:00 | 10:16 | 10:28 |
| 10:30 | 10:40 | 10:56 | 11:08 |
| 11:09 | 11:19 | 11:36 | 11:48 |
| 11:47 | 11:57 | 12:14P | 12:28P |
| 12:27P | 12:37P | 12:54 | 1:08 |
| 1:08 | 1:18 | 1:35 | 1:49 |
| 1:48 | 1:58 | 2:15 | 2:29 |
| 2:10 | 2:20 | 2:36 | 2:49 |
| 2:30 | 2:40 | 2:56 | 3:09 |
| 3:09 | 3:19 | 3:36 | 3:49 |
| 3:49 | 3:59 | 4:16 | 4:29 |
| 4:30 | 4:40 | 4:57 | 5:09 |
| 5:10 | 5:20 | 5:37 | 5:49 |
| 5:51 | 6:01 | 6:17 | 6:29 |
| 6:34 | 6:43 | 6:57 | 7:09 |
| 7:14 | 7:23 | 7:37 | 7:49 |
| 7:56 | 8:05 | 8:19 | 8:30 |
| 8:42 | 8:51 | 9:05 | 9:16 |
| 9:45 | 9:53 | 10:05 | 10:16 |
| 10:30 | 10:38 | 10:50 | B11:05 |
| 11:30 | 11:38 | 11:49 | B12:03A |
| — | — | B12:49A | B1:03 |

Westbound Al Oeste (Approximate Times / Tiempo Aproximados)

| DOWNTOWN LOS ANGELES | EXPOSITION PARK | WEST ADAMS | LOS ANGELES |
|------------------------|---------------------|---------------------|----------------------------------|
| 5 | 4 | 3 | 1 |
| Broadway & Venice H | Jefferson & Vermont | Jefferson & La Brea | Washington / Fairfax Transit Hub |
| 5:07A | 5:18A | 5:30A | 5:36A |
| 5:47 | 5:59 | 6:11 | 6:18 |
| 6:26 | 6:38 | 6:50 | 6:57 |
| 7:05 | 7:17 | 7:30 | 7:37 |
| 7:45 | 7:57 | 8:10 | 8:17 |
| 8:23 | 8:36 | 8:50 | 8:58 |
| 9:05 | 9:19 | 9:34 | 9:42 |
| 9:45 | 9:59 | 10:14 | 10:22 |
| 10:26 | 10:41 | 10:57 | 11:05 |
| 11:06 | 11:21 | 11:37 | 11:45 |
| 11:46 | 12:01P | 12:17P | 12:25P |
| 12:27P | 12:43 | 12:59 | 1:07 |
| 1:07 | 1:23 | 1:39 | 1:47 |
| 1:47 | 2:03 | 2:20 | 2:28 |
| 2:27 | 2:43 | 3:00 | 3:08 |
| 3:07 | 3:23 | 3:40 | 3:48 |
| 3:47 | 4:03 | 4:19 | 4:27 |
| 4:27 | 4:43 | 4:58 | 5:06 |
| 5:07 | 5:23 | 5:38 | 5:46 |
| 5:47 | 6:03 | 6:18 | 6:26 |
| 6:27 | 6:42 | 6:56 | 7:03 |
| 7:08 | 7:23 | 7:37 | 7:44 |
| 7:47 | 8:02 | 8:15 | 8:22 |
| 8:27 | 8:41 | 8:54 | 9:01 |
| 9:06 | 9:19 | 9:32 | 9:38 |
| B10:11 | 10:27 | 10:39 | 10:45 |
| B11:12 | 11:27 | 11:39 | 11:45 |
| B12:12A | B12:27A | — | — |

Saturday, Sunday and Holiday Schedules

Saturday, Sunday & Holiday schedule in effect on New Year's Day, Memorial Day, Independence Day, Labor Day, Thanksgiving Day and Christmas Day.

Horarios de sábado, domingo y días feriados

Horarios de sábado, domingo y días feriados en efecto para año nuevo, día conmemorativo, cuatro de julio, día del trabajo, día de acción de gracias, y Navidad.

Special Notes


- B** Trip terminates at Spring & 7th at time shown.
- C** Trip originates at Spring & 7th at time shown.
- D** Trip terminates at Jefferson & 10th 8 minutes after time shown.
- E** Trip originates at Jefferson & 10th 7 minutes before time shown.
- G** Trip continues as Line 35 via Washington Bl unless otherwise noted.
- H** Trip originates from Line 35 via Washington Bl unless otherwise noted.

Avisos especiales

- B** Viaje termina en Spring y 7th a la hora mostrada.
- C** Viaje comienza en Spring y 7th a la hora mostrada.
- D** Viaje termina en Jefferson y 10th 8 minutos despues de la hora mostrada.
- E** Viaje comienza en Jefferson y 10th 7 minutos antes de la hora mostrada.
- G** Viaje continua como Linea 35 a traves de Washington Bl a menos que se indique lo contrario.
- H** Viaje comienza como Linea 35 a traves de Washington Bl a menos que se indique lo contrario.



Subject to change without notice
Sujeto a cambios sin previo aviso



323 GO.METRO
 Wheelchair Hotline 800.621.7828
 Travel Info 511
 California Relay Service 711

Effective Dec 10 2023
38
 Metro Local
 Eastbound to Downtown Los Angeles
 Westbound to Washington/Fairfax
 via W. Jefferson Bl

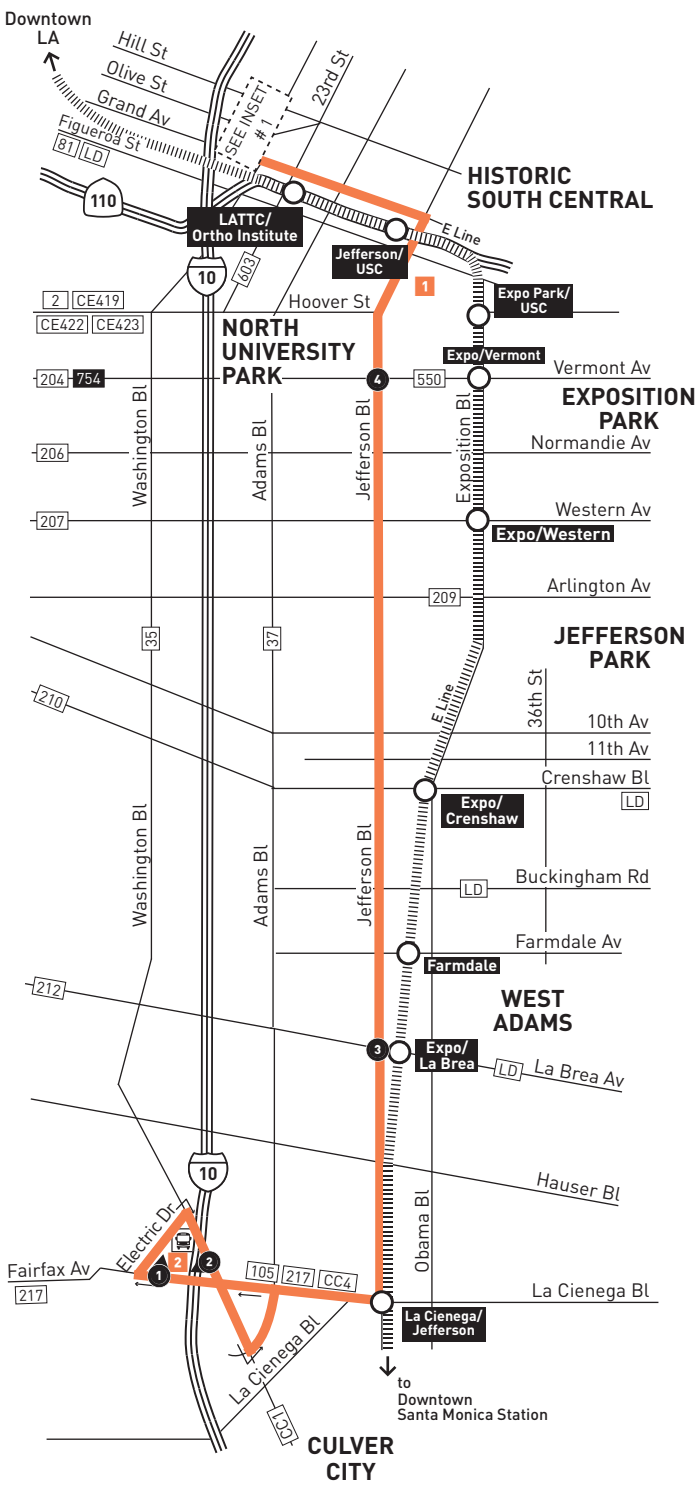
Eastbound Al Este (Approximate Times / Tiempos Aproximados)

| LOS ANGELES | WEST ADAMS | EXPOSITION PARK | DOWNTOWN LOS ANGELES |
|----------------------------------|---------------------|---------------------|------------------------|
| 2 | 3 | 4 | 5 |
| Washington / Fairfax Transit Hub | Jefferson & La Brea | Jefferson & Vermont | Broadway & Venice G |
| 4:15A | 4:23A | 4:34A | 4:44A |
| 5:10 | 5:18 | 5:29 | 5:39 |
| 5:55 | 6:03 | 6:16 | 6:26 |
| 6:37 | 6:45 | 6:59 | 7:09 |
| 7:16 | 7:25 | 7:39 | 7:49 |
| 7:54 | 8:03 | 8:17 | 8:27 |
| 8:33 | 8:42 | 8:57 | 9:07 |
| 8:51 | 9:00 | 9:16 | 9:27 |
| 9:10 | 9:19 | 9:36 | 9:47 |
| 9:51 | 10:00 | 10:17 | 10:28 |
| 10:32 | 10:41 | 10:58 | 11:09 |
| 11:12 | 11:21 | 11:38 | 11:49 |
| 11:51 | 11:59 | 12:17P | 12:29P |
| 12:29P | 12:38P | 12:55 | 1:09 |
| 1:10 | 1:19 | 1:36 | 1:49 |
| 1:50 | 1:59 | 2:16 | 2:29 |
| 2:11 | 2:20 | 2:36 | 2:49 |
| 2:31 | 2:40 | 2:56 | 3:09 |
| 3:11 | 3:20 | 3:36 | 3:49 |
| 3:51 | 4:00 | 4:16 | 4:29 |
| 4:31 | 4:40 | 4:56 | 5:09 |
| 5:13 | 5:22 | 5:38 | 5:49 |
| 5:53 | 6:02 | 6:18 | 6:29 |
| 6:34 | 6:43 | 6:58 | 7:09 |
| 7:14 | 7:23 | 7:38 | 7:49 |
| 7:56 | 8:05 | 8:19 | 8:30 |
| 8:41 | 8:50 | 9:04 | 9:15 |
| 9:45 | 9:53 | 10:05 | 10:16 |
| 10:30 | 10:38 | 10:50 | B11:05 |
| 11:30 | 11:38 | 11:49 | B12:03A |
| — | — | B12:49A | B1:03 |

Westbound Al Oeste (Approximate Times / Tiempo Aproximados)

| DOWNTOWN LOS ANGELES | EXPOSITION PARK | WEST ADAMS | LOS ANGELES |
|------------------------|---------------------|---------------------|----------------------------------|
| 5 | 4 | 3 | 1 |
| Broadway & Venice H | Jefferson & Vermont | Jefferson & La Brea | Washington / Fairfax Transit Hub |
| 5:07A | 5:18A | 5:30A | 5:36A |
| 5:47 | 5:58 | 6:10 | 6:16 |
| 6:26 | 6:38 | 6:50 | 6:56 |
| 7:05 | 7:17 | 7:30 | 7:36 |
| 7:45 | 7:57 | 8:10 | 8:16 |
| 8:22 | 8:35 | 8:48 | 8:54 |
| 9:05 | 9:19 | 9:34 | 9:40 |
| 9:45 | 9:59 | 10:14 | 10:20 |
| 10:26 | 10:41 | 10:57 | 11:03 |
| 11:06 | 11:21 | 11:37 | 11:43 |
| 11:46 | 12:01P | 12:17P | 12:23P |
| 12:27P | 12:43 | 12:59 | 1:05 |
| 1:07 | 1:23 | 1:39 | 1:45 |
| 1:47 | 2:03 | 2:19 | 2:25 |
| 2:27 | 2:43 | 2:59 | 3:05 |
| 3:07 | 3:23 | 3:39 | 3:45 |
| 3:47 | 4:03 | 4:19 | 4:25 |
| 4:27 | 4:43 | 4:58 | 5:04 |
| 5:07 | 5:23 | 5:38 | 5:44 |
| 5:47 | 6:03 | 6:18 | 6:24 |
| 6:26 | 6:41 | 6:56 | 7:02 |
| 7:07 | 7:22 | 7:37 | 7:43 |
| 7:47 | 8:02 | 8:17 | 8:23 |
| 8:27 | 8:41 | 8:55 | 9:01 |
| 9:06 | 9:19 | 9:32 | 9:38 |
| B10:11 | 10:27 | 10:39 | 10:45 |
| B11:12 | 11:27 | 11:39 | 11:45 |
| B12:12A | B12:27A | — | — |

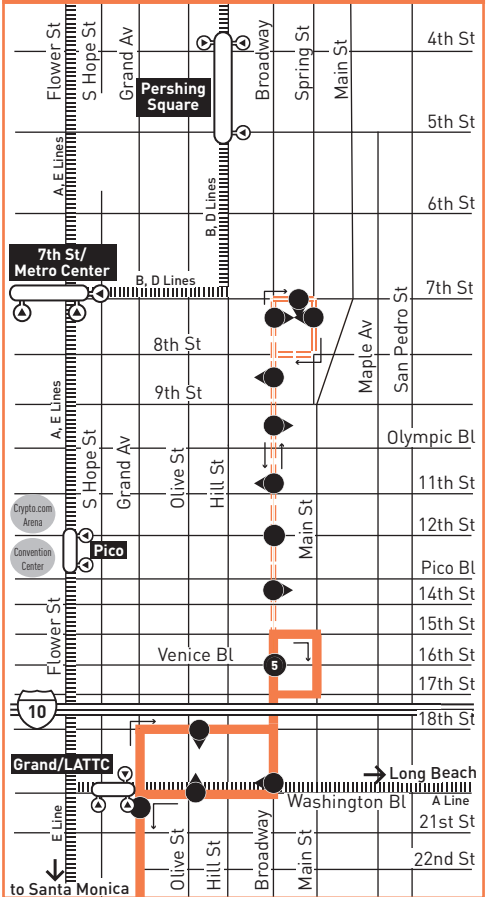
ROUTE MAP



MAP NOTES

- 1 University of Southern California**
 - 2 Fairfax/Washington Transit Hub**
Metro 35, 37, 38, 105, 217;
CC1, CC4; CE437
- Note:** Passengers should board departing Lines 37 and 38 at stop on Washington Bl, east of Fairfax Av.

INSET MAP 1 - DOWNTOWN LOS ANGELES



INSET 1 - DOWNTOWN LOS ANGELES

- Line 38 Route
- Trips Operate after 9:00pm
- Metro Rail Station
- Metro Rail Station Entrance
- Metro Rail

LEGEND

- Line 38 Route
- Local Stop Timepoint
- Local Stop Timepoint - Single Direction Only
- Local Stop
- Local Stop - Single Direction Only
- Metro Rail Station
- Transit Center
- CC Culver CityBus
- CE LADOT Commuter Express
- LD LADOT DASH

Connect to
Metro Security 24/7.

Call: 888.950.7233
Text: 213.788.2777
App: LA Metro Transit Watch

Call 911
for emergencies.

