

A Hybrid Approach to Identify and Forecast Technological Opportunities based on Topic Modeling and Sentiment Analysis

Tingting Ma¹, Ruiping Cheng², Hongshu Chen³, Xiao Zhou⁴

¹ Beijing Wuzi University, No.321, Fuhedajie Street, Tongzhou District, Beijing, 101126, China

² Beijing Wuzi University, No.321, Fuhedajie Street, Tongzhou District, Beijing, 101126, China

³ Beijing Institute of Technology, No.5, Zhongguancun South Street, Haidian District, Beijing, 100081, China

⁴ Xidian University, No.266, Xinglong section, Xifeng Road, Chang'an District, Xi'an, 710126, China

Abstract

This study proposes a hybrid approach to recognize both technological topics and application topics by mining intelligence separately from the different parts of Derwent patent document. Topic modeling method is introduced to recognize topics from patents while sentiment analysis combined with traditional bibliometric indicators are introduced to judge the value of topics from multi-aspect. The hybrid approach is demonstrated by a case study on dye sensitized solar cells. The main contributions of this study include three-fold. First, we explore both technical innovative opportunities and application opportunities by mining different parts of Derwent patent document. Second, we integrate sentiment analysis and bibliometric indicators to judge the value of topics from multi-aspect. Third, we propose a probability-based topic relation measurement method to identify the relationships of the applications with the core sub-technologies.

Keywords

Technological opportunities analysis, topic modeling, sentiment analysis, topic relation recognition

1. Introduction

In the past, technological opportunities analysis (TOA) is highly dependent on expert judgment^[1]. However, the ambiguous and uncertainty of new & emerging technologies (NETs) makes it not easy for experts to reach a consensus for technological forecasting^[1]. In order to make up the drawback, Dr. Porter and his team propose a semi-automatic approach that combines tech mining and bibliometrics to generate intelligence on technologies by mining the wealth of information available in public science, technology and innovation (ST&I) database^[2]. The approach is well applied to facilitate technological opportunity identification

of NETs so as to provide objective basis for judgment. Since patent data has more wealthy and high-quality technical information than other ST&I data^[3], many efforts have been made to advance TOA method based on patent mining. However, current studies mainly focus on exploring technical innovative opportunities by extracting topic information on technologies from patent content, few studies pay attention to mining technology application opportunities. In fact, patent document not only records technical novelties, details and advantages but also describes uses of patented technology, which are valuable for exploring technical application opportunities. As Derwent patents describes technical detail, novelty, advantage and use respectively, we attempt to recognize both

3rd Workshop on Extraction and Evaluation of Knowledge Entities from Scientific Documents (EKE2022), June 24-25, 2022, Cologne, Germany and Online

EMAIL: mattingtingmay@163.com (Tingting Ma);
BJAnn99019@163.com (Ruiping Cheng);
hongshu.chen@bit.edu.cn (Hongshu Chen);
belinda1214@126.com (Xiao Zhou)



© 2022 Copyright for this paper by its authors. Use permitted under Creative Commons License Attribution 4.0 International (CC BY 4.0).

CEUR Workshop Proceedings (CEUR-WS.org)

technological topics and application topics by mining intelligence separately from the different parts of Derwent patent document. Topic modeling method is introduced to recognize topics from patents and we employed sentiment analysis, combined with the traditional bibliometric indicators, to judge the value of topics from multi-aspect. The hybrid method can not only quantitatively explain whether the topics are hot or not, but also show the attitudes of inventors towards the topics. Finally, we propose a probability-based topic relation measurement method to link technological topics with application topics, which is better for us to understand application scenarios of identified technologies.

In sum, our study proposes a hybrid approach that combines topic modeling and sentiment analysis to identify and forecast technological opportunities. The study also presents a case analysis for DSSC, which serves to illustrate how the approach is validated and improved, and its potential to contribute technical intelligence for research and development (R&D) management. The main contributions include three folds: 1) exploring both technical innovative opportunities and application opportunities by mining different parts of Derwent patent document; 2) integrating sentiment analysis and bibliometric indicators to judge the value of topics from multi-aspect; 3) proposing a probability-based topic relation measurement method to identify the relationships of the applications with the core sub-technologies.

2. Data and methodology

In this paper, we use Derwent patent data to support the TOA. By reading and analyzing the different parts of the DII abstracts, we find that comparing to the Novelty, Detailed description and Description of drawing(s) parts focusing on describing technical novelties and details, the contents in the Use parts are more emphases on describing where this technology can be applied. In these regards, we firstly employ topic modeling method to recognize both technological topics and application topics by mining different parts of Derwent patent. Then, we integrate sentiment analysis with the quantitative bibliometric assessment methods to identify hot, valuable and potential technologies. The sentiment analysis is employed to gauge the attitudes of domain experts towards these topics. Finally, we propose a probability-based topic relation measurement

method to link the identified technologies with their highly related applications, in order to figure out promising applications for specific technologies.

2.1. Stage 1 - Data gathering and preprocessing

Our approach first involves collecting Derwent patents related to a target NETs. We retrieve and download raw patent data from Derwent Innovation Index (DII) database based on its batch export function, and then import it into Vantagepoint software for extracting terms from the specific features of Derwent patents, including Abstract Use, Abstract Novelty, Abstract Detailed description, Abstract Description of drawing(s) and Tech Focus. Following that, we perform the term clumping process using the ClusterSuite [program developed by J.J. O'Brien, with Stephen J. Carley, at Georgia Tech –available at www.VPIInstitute.org] to clean data and remove meaningless terms^[4]. And then, the terms appearing only once are removed to improve operation efficiency. Finally, the cleaned terms are prepared to support the following analysis.

2.2. Stage 2 - Recognizing both technological topics and application topics

First, we merge the keywords extracted from abstract novelty, abstract detailed description, abstract description of drawing (s) and tech focus, and then construct a “Document-Terms” matrices as the base for generating technological topics. Meanwhile, another “Document-Terms” matrices for generating application topics is also constructed based on the keywords of Abstract Use. Based on these matrices, Latent Dirichlet Allocation (LDA) method is employed to generate latent topics and the topic distributions on patents because it has the best performance among several topic modeling algorithms when dealing with large-scale documents and interpreting latent topics^{[5][6]}. we determine the appropriate number of topics for LDA-based topic modeling by calculating the perplexity^[7], which is a popular indicator to measure the quality of probability model. Finally, according to the top keywords of each topics, engaging with experts' opinion, technological topics and application topics are recognized respectively.

2.3. Stage 3 - Identifying hot and potential technologies

The purpose of this stage is to identify hot and potential technologies by extracting technological topics from patents using the optimized model above and then assessing them from two aspects: "quantity" and "quality". For judge their "quantity", we mainly relied on the patent quantity indicators, including the quantity basic indicator and the quantity growth indicator. For judge their "quality", we propose a sentiment-based indicator - positive score, by utilizing sentiment analysis to gauge the attitude of domain experts toward a technology. Based on the two aspects, we set up a multi-dimensional evaluation system to comprehensive assess technologies.

2.3.1. The "quantity" assessment

Patent quantity is a common indicator used to measure the attention received by a technology because it reflects the R&D activity^[1]. The patent quantity basic indicator, representing by the total patent number, reflects the overall attention received by a technology. And the patent quantity growth indicator, usually measuring by the change rate of patent number over time, presents the recent and even near future concern degree of a technology.

Since the LDA model is a soft clustering method that assign each document a topic distribution rather than a specific topic, we cannot directly use the patent number to measure technical topics. Instead, we took the total distribution weight (TDW), which was measured by summing the probabilities of patents distribution on a technological topic (Eq.(1)) (Jeong, et al.^[5]) to assess the overall attention received by the technology.

$$TDW_{of\ Topic\ k} = \sum_{m=1}^M w_{mk}, i = \{1, 2, \dots, M\} \quad (1)$$

Where w_{mk} denotes the distribution probability of the document m on the topic k , M denotes the total number of documents in the corpus.

Similarly, we use the change rate of distribution weight (CRDW) over time to measure the recent and even near future concern degree of a technology^[8]. The "Document-Topic" distribution Matrix is firstly ranked by application years of patent documents, as shown in Figure 1. Then we sum a group of elements in a column that are associated with patents published in the same

year, and use the summation to present the annual distribution weight (ADW) of a topic. Based on the ADW, we calculate the CRDW indicator (Eq.(2)).

	Topic1	Topic2	Topic3	...	Topic K	
Document1	0.0027	0.0382	0.0398	...	0.0938	} Year1
Document2	0.1903	0.0943	0	...	0.0483	
⋮	⋮	⋮	⋮	...	⋮	
Document401	0.0982	0.0763	0.0387	...	0.0273	} Year2
Document402	0.0058	0.1983	0.2934	...	0	
⋮	⋮	⋮	⋮	...	⋮	
Document851	0	0.0395	0.0964	...	0.0498	} Year T
⋮	⋮	⋮	⋮	...	⋮	
Document M	0.0049	0	0.0984	...	0.1928	

Figure 1: An example of a topic distribution matrix in chronological order

$$CRDW\ of\ Topic\ k = \frac{ADW_k^{2018} + ADW_k^{2017} + ADW_k^{2016}}{ADW_k^{2015} + ADW_k^{2014} + ADW_k^{2013}} \quad (2)$$

Where ADW_k^T stands for the annual distribution weight of the topic k in the year T . Our study sets 2018 as the latest year for calculation because the DII data of 2019 is incomplete due to the time-lag of collection.

2.3.2. The "quality" assessment

Evaluating technologies with only the aid of patent quantity indicators may have some risks. For example, there is one technology which has a large number of patents with less novelty, while another has a few high-novelty patents. In this situation, only using patent quantity to compare the two technologies may lead to misjudgment. For this, we need the judgments of domain experts to evaluate a technology's real value. Hence, we conduct a deep learning-based sentiment analysis over the short sentence of patents to gauge the attitudes of domain experts towards the technological topics^{[9][10][11]}. First, we divide the full text of patents into sentences, and randomly select 10% of the sentences as the training set. Then, we assign them with a sentiment polarity (positive or neutral) and label them manually since there are seldom negative sentiment expressed in texts of patents. Second, the short sentences in the training set are segmented into words to form a corpus, and the word2vec of Python was used to train it to construct the word vectors, using the Continuous Bag-of-Word Model (CBOW). Third, we employ the LSTM

neural network model^[12-14] to build the classifier using the labelled short sentences in forms of the word vectors. When the accuracy reaches to a specific threshold (above 80%), we think this classifier meet the requirements. Fifth, we apply the classifier to judge the sentiment polarities of all the sentences, and then calculate the positive score of a patent by counting the number of sentences with positive polarity in the patent. Final, we use the patent distribution on a topic to weight the positive scores of its associated patents and calculate the average positive score (APS) to reflect the common judgment of domain experts toward the topic (Eq.(3)).

$$APS\ of\ Topic\ k = \frac{\sum_{m=1}^M p_m w_{mk}}{\sum_{m=1}^M w_{mk}} \quad (3)$$

Where w_{mk} denotes the distribution probability of the patent m on the topic k , p_m denotes the positive scores of the patent m , and M denotes the total number of patent documents in the corpus.

2.3.3. The multi-dimensional evaluation system

Based on the “quantity” and “quality” assessment, particular technologies with significant potential firstly rise to the surface with high values in most or all indicators. Then, by comprehensive analyzing the total distribution weight and the positive score, we can find the technologies which is valuable but underestimated in the past. Moreover, combing the change rate of distribution weight and the positive score, the technologies which is hot recently but the value still needs to be improved also can be identified.

2.4. Stage 4 – Exploring linkage between technologies and applications

We propose a probability-based topic relation measurement method to identify key relationships between technological topics and application topics. The topic relation measurement method is designed based on the assumption of LDA model that a document is related to a small number of topics rather than only one. For example, one document may associate a technological topic as

well as an application topic with two different possibilities, here we present them as $P(d=T)$ and $P(d=A)$. Since our study separately implement the LDA processes to generate technological topics and application topics, it determines that the $P(d=T)$ and $P(d=A)$ are independent to each other. Hence, the possibility that the document is related to both the technological topic and the application topic can be calculated as:

$$P(d = T \cap A) = P(d = T)P(d = A) \quad (4)$$

We believe that the higher the possibility that two topics associate the same documents, the closer the relationships between these two topics. Based on the assumption, we propose the following probability-based method to measure relationship between topics (Eq.(5)).

$$Relation\ weight\ with\ Topic\ k\ and\ Topic\ n = \sum_{m=1}^M v_{lm} w_{mk}, i = (1, 2, \dots, M) \quad (5)$$

Where v_{lm} denotes the probability that the patent m associates the topic l , w_{mk} denotes the probability that the patent m associates the topic k , $v_{lm} w_{mk}$ denotes the probability of the patent m associates both the topic l and the topic k , and M denotes the total number of patent documents in the corpus.

Based on the method, we explore the connections between technologies and the technical problems and applications.

3. Case Study

3.1. Raw data retrieval & feature extraction

We select dye sensitized solar cells (DSSCs) technique to implement the case study since our group has developed familiarities of this technology through a series of “tech mining” analyses before. We introduce the search terms from our previous research^{[15][16]} and firstly retrieve 9,883 Derwent patents from 1991 to 2019. Then, we apply the VantagePoint software to extract terms from the Title and the different parts of Abstract. Through implementing the term clumping and cleaning^[4], we obtain 4802 terms in Title, 3892 terms in the Abstract Advantage, 3120 terms in the Abstract Use, and 5285 terms in the rest parts of the Abstract, including the Abstract Novelty, Detailed description and Description of drawing(s). Besides, we extract 4576 term from the Tech Focus of Derwent patents. To sum up, we obtain a total of 8587 terms.

3.2. Identifying hot and potential technologies of DSSCs

We recognize technological topics from the retrieved 9,883 Derwent patents of DSSCs. The optimized LDA model is firstly applied to generate 50 latent topics. We remove two topics that are hard to define, and then, with the experts' judgment, we combine the rest 48 topics and generate 27 technological topics. Based on the identified technological topics, we measure the extent of getting attentions of these topics from the two "quantity" indicators: TDW and CRDW, and evaluate their potential value using the "quality" indicator: APS. The methods of calculating the three indicators are introduced in the methodology part. Table 1 lists the indicator value of these 27 topics and marks the indicators greater than the average score.

Table 1

The indicator value of the 27 topics with marks

Topic	Indicator value		
	TDW	CRDW	APS
Organic dye	706*	67.0%*	2.69*
Graphene & Carbon material	354*	57.8%*	2.6*
Organic polymeric material	346*	55.9%*	2.95*
TiO2	340*	60.0%*	2.48
Apparatus/power supply system containing DSSC	711*	88.7%*	2.44
Photoanode modified method	520*	88.4%*	2.36
Photoelectric conversion layer	677*	34.6%	2.61*
Light absorption layer	421*	50.9%	2.64*
Metal oxide semiconductor layer	392*	33.3%	2.47*
Glass type sealing material	386*	44.2%	2.52*
Metal catalyst	385*	46.6%	2.85*
Polymer electrolyte	497*	55.4%	2.46
Structure of solar cell	439*	46.9%	2.23
Metal substrate	410*	35.9%	2.30
Organic hole transport materials	179	98.2%*	2.75*
P-type/n-type semiconductor	154	74.7%*	2.51*

Preparation of nano materials	155	68.7%*	2.35
Sulfide for counter electrode	141	88.9%*	2.44
Electrode active metal material	135	50.7%	2.52*
Conductive polymer	319	42.7%	2.26
Laminated solar-cell module	284	42.3%	2.42
Transparent conductive film	250	37.8%	2.45
Organic solvent electrolyte	215	46.7%	2.35
Metal complex dye	214	39.2%	2.21
Ionic liquid electrolyte	204	51.8%	2.32
ZnO	187	45.4%	2.28
Metal oxide semiconductor particles	169	47.1%	2.38
Average Scores of Indicator	340	55.5%	2.47

From Table 1, we can see that there are four technological topics, including "Organic dye", "Graphene & Carbon material", "Organic polymeric material" and "TiO2", have the relative higher scores of all the three indicators, which indicates that the four technologies of DSSCs have always been concerned from the past to the present, and their value have been recognized by most DSSC researchers. Specifically, from the results we can clearly see that the organic dye (706, 67.0%, 2.69) has attracted more attention than its substitute - metal complex dye (204, 51.8%, 2.32). It has been considered to be the most promising dye sensitizer of DSSCs because of its characters of high molar extinction coefficient, low cost, easy modification of molecular and convenient synthesis^[17]. Besides, "Graphene & Carbon material" is a popular material of DSSC electrode, which has advantage in low cost^[18]. Moreover, graphene and carbon are also very valuable materials to produce photoelectrode with high surface area, which is beneficial for dye absorption^[19]. "Organic polymeric material" and "TiO2" are another two important and promising basic materials for manufacturing DSSCs^[20,21], and the organic polymeric material has the highest APS value.

Beyond that, we plot a TDW-APS two-dimensional scatter diagram (as shown in Figure 2), where the upper area distributes the technological topics with relative higher value

and the right area spread the topics drawing more attention. From Figure 2, we discover that “Organic hole transport materials”, “P-type/N-type semiconductor” and “Electrode active metal material” are three valuable sub-technologies that were underestimated. It indicates that these technologies have the potential to become new hotspots in DSSCs research in the future and provide innovation opportunities for the evolution of DSSC technology.

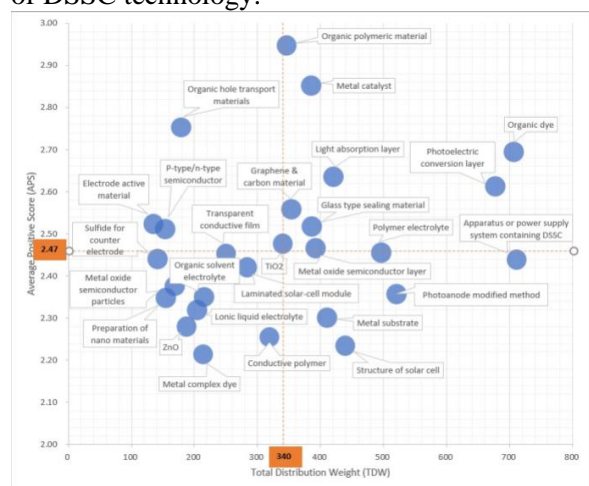


Figure 2: The TDW-APS two-dimensional scatter diagram for the technical topics of DSSCs

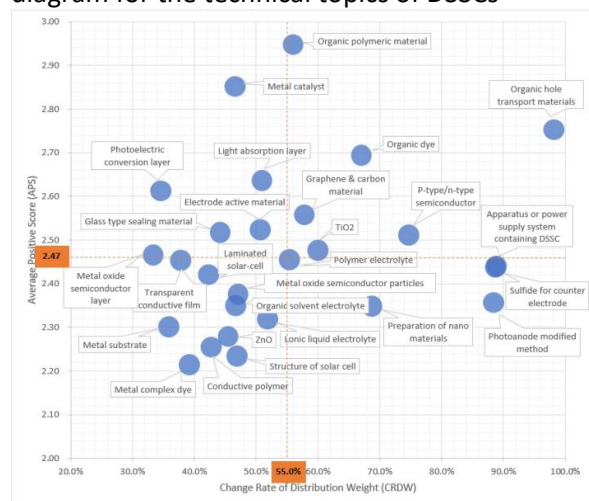


Figure 3: The CRDW-APS two-dimensional scatter Diagram for the technical topics of DSSCs

3.3. Discovering key applications of DSSCs linking with sub-technologies

We separately extract 3120 terms from the Use parts of the DSSC patent abstracts, based on which we finally recognize 25 topics on applications of DSSCs (shown in Table 2). In addition, we apply the probability-based topic relation measurement method to identify key

relationships between technological topics and application topics (shown in Figure 4).

From the Table 2 and Figure 4, we can see that some sub-technologies of DSSCs can be applied to the other kinds of batteries, including fuel cell, lithium ion battery, silicon solar cell, organic thin-film solar cell and CdTe/CIGS solar cell. Except these, “Photosensor”, “Organic Light Emitting Diode (OLED)” and “Building” have the highest weights, which indicate that these are likely to be the most potential applications of DSSCs in the future. Moreover, the Figure 4 shows that the sub-technologies of “Photoelectric conversion layer” and “Organic Dye” are both have great application opportunities in the field of photosensor and OLED, and “Organic hole transport materials” also can be applied to OLED. Besides, “Apparatus or power supply system containing DSSC” can be used to assist the construction of energy-saving building^[27], and it also could be applied to vehicle and portable electronic devices, such as mobile telephone, computer and calculator et al., as auxiliary power supply.

Beyond that, we discover some unexpected interesting possible applications, including “Environment purification”, “Drug delivery system” and “Drugs or cosmetics”. Specifically, “Photoanode modified method” and “TiO₂” technologies have application opportunities in the field of “Environment purification” because that the “Photoanode modified method” focus on producing porous semiconductor nanomaterials which have advantages in absorbing harmful substances from water and air, and similarly, the porous TiO₂ also can be used to purifying environment^[28]. Besides, the “Photoanode modified method” and “TiO₂”, as well as “Preparation of nano materials” have another application possibility - “Drug delivery system”. TiO₂ and some other nano materials can be used as a drug carrier for drug delivery, and the TiO₂ is considered to be a potential photodynamic therapy material recently^[29,30]. In addition, “Organic polymeric material”, which is an important composition of polymer electrolyte of DSSCs, is also a potential technology to be applied in the field of “Drug or cosmetics”, where it is useful for the therapeutic and/or cosmetic use of skin diseases.

Table 2

The topics on the applications of DSSCs’ sub-technologies

No.	Topics	TDW
-----	--------	-----

1	Fuel cell/lithium ion batter	385
2	Photosensor	343
3	Photocatalyst film	332
4	OLED	298
5	Building	295
6	Silicon solar cell	244
7	Sensitizing dye	239
8	Photoelectric transducer	205
9	Sealing application	198
10	Carbon counter electrode	192
11	Environment purification	187
12	Organic thin-film solar cell	174
13	Adhesive/coating/packaging material	159
14	Display device	149
15	Solid-state DSSC	133
16	Polymer electrolyte	130
17	Organic photoelectric conversion element	113
18	Drug delivery system	107
19	Biosensor/electrochemical sensor	105
20	CdTe/CIGS solar cell	105
21	Vehicle	103
22	Portable electronic product	102
23	Gas/humidity/molecule sensor	98
24	Drugs or cosmetics	85
25	Image sensors	84

probability-based topic relation measurement method to link the technical applications with the core technologies. By doing so, more detailed information can be exploited to assist in discovery of important and potential application opportunities. Third, we introduce sentiment analysis to support topic assessment and construct a multi-dimensional evaluation system to identify potential innovation opportunities from both the "quantity" and "quality" aspects. It enables more scientific and comprehensive evaluation, reducing the probability of misjudgment^[31].

There are also some parts should be improved in the further. First, the performance of the LDA model on recognizing topics from short texts should be validated. Thus, in next step we can employ several candidate topic modeling methods to select the optimal model. Second, the proposed probability-based topic relation measurement method can only identify links between topics from a quantitative perspective, but cannot reveal how these topics correlated with each other. The "Subject-Action-Object" (SAO) semantic analysis has advantage in exploring semantic relationship between topics^[32], so how to integrate semantic analysis with our method to profile in-depth relationships between topics is another future work of our study.

5. Acknowledgements

This work was supported by the Science Foundation of Ministry of Education of China [grant numbers 18YJC870014]; the Chinese National Science Foundation for Young Scholars [grant number 71804016, 71704139]; the Beijing Municipal Commission of Education [grant number SM201910037005]; and Youth Scientific Research Fund Project of Beijing Wuzi University [grant number, 2022XJQN11].

6. References

- [1] Xiao Zhou, Lu Huang, Alan Porter, and Jose M. Vicente-Gomila, Tracing the system transformations and innovation pathways of an emerging technology: Solid lipid nanoparticles, *Technological Forecasting & Social Change* 146 (2019) 785-794. doi:10.1016/j.techfore.2018.04.026.
- [2] Alan L. Porter and Michael J. Detampel, Technology opportunities analysis, *Technological Forecasting & Social Change*

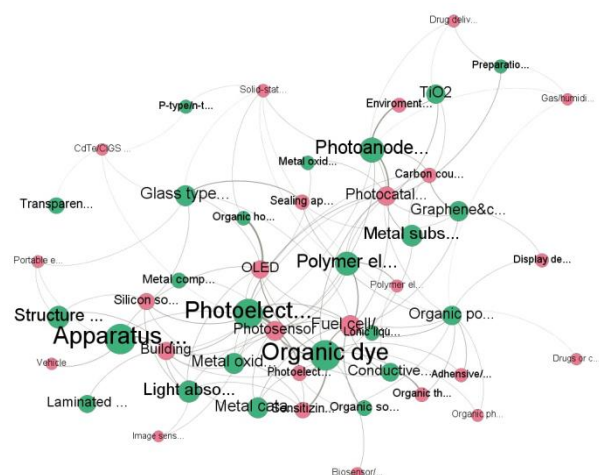


Figure 4: The applications linking to the sub-technologies of DSSCs

4. Conclusion

There are three main contributions in our study. First, we identified both technological topics and application topics by mining different parts of Derwent patent. Second, we propose a

- 49 (1995) 237-255. doi:10.1016/0040-1625(95)00022-3.
- [3] Tingting Ma, Yi Zhang, Lu Huang, Lining Shang, Kangrui Wang, Huizhu Yu, and Donghua Zhu, Text mining to gain technical intelligence for acquired target selection: A case study for China's computer numerical control machine tools industry, *Technological Forecasting & Social Change* 116 (2016) 162-180. doi:10.1016/j.techfore.2016.10.061.
- [4] Yi Zhang, Alan L. Porter, Zhengyin Hu, Ying Guo, and Nils C. Newman, "Term clumping" for technical intelligence: A case study on dye-sensitized solar cells, *Technological Forecasting & Social Change* 85 (2014) 26-39. doi:10.1016/j.techfore.2013.12.019.
- [5] Byeongki Jeong, Janghyeok Yoon, and Jae-Min Lee, Social media mining for product planning: A product opportunity mining approach based on topic modeling and sentiment analysis, *International Journal of Information Management* 48 (2019) 280-290. doi:10.1016/j.ijinfomgt.2017.09.009.
- [6] Chiru C, Rebedea T, and Ciotec S, Comparison between LSA-LDA-Lexical Chains, in: *Proceedings of the 10th International Conference on Web Information Systems and Technologies*, 2014, pp. 255-262.
- [7] David M. Blei, Andrew Y. Ng, and Michael I. Jordan, Latent Dirichlet Allocation, *Journal of machine learning research*, 3 (2003) 993-1022.
- [8] Hongshu Chen, Guangquan Zhang, Donghua Zhu, and Jie Lu, Topic-based Technological Forecasting Based on Patent Data: A Case Study of Australian Patents from 2000 to 2014, *Technological Forecasting & Social Change* 119 (2017) 39-52.
- [9] Hassan A and Mahmood A, Deep Learning Approach for Sentiment Analysis of Short Texts, in: *Proceedings of the 3rd IEEE International Conference on Control, Automation and Robotics (ICCAR)*, 2017, pp. 705-710.
- [10] Jurgovsky J and Granitzer M, Comparing Recursive Autoencoder and Convolutional Network for Phrase-Level Sentiment Polarity Classification, in: *Proceedings of the 20th International Conference on Applications of Natural Language to Information Systems*, 2015, pp. 160-166.
- [11] Daekook Kang and Yongtae Park, Review-based measurement of customer satisfaction in mobile service: Sentiment analysis and VIKOR approach, *Expert Systems With Applications* 41 (2014) 1041-1050.
- [12] Yuan Luo, Recurrent neural networks for classifying relations in clinical notes, *Journal of Biomedical Informatics* 72 (2017) 85-95.
- [13] Martin Woellmer, Florian Eyben, Alex Graves, Bjoern Schuller, and Gerhard Rigoll, Bidirectional LSTM Networks for Context-Sensitive Keyword Detection in a Cognitive Virtual Agent Framework, *Cognitive computation* 2 (2010) 180-190.
- [14] Ruben Zazo, Alicia Lozano-Diez, Javier Gonzalez-Dominguez..., and Joaquin Gonzalez-Rodriguez, Language Identification in Short Utterances Using Long Short-Term Memory (LSTM) Recurrent Neural Networks, *PLoS ONE* 11 (2017).
- [15] Tingting Ma, Alan L. Porter, Ying Guo, Jud Ready, Chen Xu, and Lidan Gao, A technology opportunities analysis model: applied to dye-sensitised solar cells for China, *Technology Analysis & Strategic Management* 26 (2013) 87-104.
- [16] Allen H. Huang, Reuven Lehavy, Amy Y. Zang, and Rong Zheng, Analyst Information Discovery and Interpretation Roles: A Topic Modeling Approach, *Management Science* 64 (2017) 2833-2855.
- [17] S. Krishnan and K. Senthilkumar, Theoretical probe on modified organic dyes for high-performance dye-sensitised solar cell, *Current Applied Physics* 18 (2018) 1071-1079.
- [18] Chenjing Gao, Hongrui Wang, Qianji Han..., and Mingxing Wu, High-efficiency magnetic carbon spheres counter electrode for dye-sensitized solar cell, *Electrochimica Acta* 264 (2018) 312-318.
- [19] Safia A. Kazmi, Salman Hameed, Arham S. Ahmed..., and Ameer Azam, Electrical and optical properties of graphene-TiO₂ nanocomposite and its applications in dye sensitized solar cells (DSSC), *Journal of Alloys and Compounds* 691 (2017) 659-665.
- [20] Zhang Xiaobo, Enhancing Natural BChl a Adsorption Capacity and Photoelectric Performance of BChl a-based DSSC by Improving TiO₂ Photoanode, *International Journal of Electrochemical Science* 13 (2018) 6598-6607.

- [21] I. Kataoka, S. Yamada, H. Shiotsuka, and H. Zenko. "Solar cell module with polymeric resin sealing layers," ed: EP, 2011.
- [22] Wu Mingxing, Wang Yudi, Lin Xiao..., and Ma Tingli Economical and effective sulfide catalysts for dye-sensitized solar cells as counter electrodes, *Physical chemistry chemical physics* : PCCP 13 (2011) 19298-19301.
- [23] Yang Jie, Bao Chunxiong, Zhu Kai..., and Zou Zhigang, High catalytic activity and stability of nickel sulfide and cobalt sulfide hierarchical nanospheres on the counter electrodes for dye-sensitized solar cells, *Chemical communications (Cambridge, England)* 50 (2014) 4824-4826.
- [24] Hai Ying Shi, Jun Qing Tian, and Wei Zheng, Dye-Sensitized Solar Cells Assembled with Modified Photoanode and Carbon Nanotubes as Counter Electrode, *Advanced Materials Research* 977 (2014) 55-58.
- [25] Md Zaved H Khan and Xiuhua Liu. Role of Nanostructured Photoanode and Counter Electrode on Efficiency Enhancement of DSSCs, *Journal of Electronic Materials* 48 (2019) 4148-4165.
- [26] Qiuping Liu, Yang Zhou, Yandong Duan..., and Yuan Lin, Improved photovoltaic performance of dye-sensitized solar cells (DSSCs) by Zn+Mg co-doped TiO₂ electrode, *Electrochimica Acta* 95 (2013) 48-53.
- [27] Dr. Andrea Reale, Dr. Lucio Cinà, Dr. Ambra Malatesta..., and Prof. Aldo Di Carlo, Estimation of Energy Production of Dye - Sensitized Solar Cell Modules for Building - Integrated Photovoltaic Applications, *Energy Technology* 2(2014) 531-541.
- [28] C.H. Ao and S.C. Lee, Indoor air purification by photocatalyst TiO₂ immobilized on an activated carbon filter installed in an air cleaner, *Chemical Engineering Science* 60 (2004) 103-109.
- [29] Lai Shuting, Zhang Wei, Liu Fang..., and Zhou Wuyi, TiO₂ nanotubes as animal drug delivery system and in vitro controlled release, *Journal of nanoscience and nanotechnology* 13(2013) 91-97.
- [30] Guilong Zhang, Lukui Chen, Xiaoyuan Guo..., and Ning Gu, Nanoparticle-mediated Drug Delivery Systems (DDS) in the Central Nervous System, *Current Organic Chemistry* 21 (2017) 272-283.
- [31] Xiao Zhou, Ying Guo, Fangshun Li, Jin Wang, Huanan Wei, Miaomiao Yu, and Siliang Chen, Identifying and Assessing Innovation Pathways for Emerging Technologies: A Hybrid Approach Based on Text Mining and Altmetrics, *IEEE Transactions on Engineering Management* 68 (2020) 1360-1371.
- [32] Xuefeng Wang, Pingping Ma, Ying Huang..., and Zhinan Wang, Combining SAO semantic analysis and morphology analysis to identify technology opportunities, *Scientometrics* 111 (2017) 3-24.