



USAID
FROM THE AMERICAN PEOPLE



FEED THE FUTURE

The U.S. Government's Global Hunger & Food Security Initiative



MEETING THE MOMENT

2023 PROGRESS SNAPSHOT



CONTENTS

-
- 2 INTRODUCTION
-
- 4 AGRICULTURE-LED GROWTH
-
- 6 RESILIENCE
-
- 8 NUTRITION
-
- 10 GENDER EQUALITY AND
WOMEN'S EMPOWERMENT
-
- 12 INVESTING IN RESEARCH
-
- 14 GLOBAL ANNUAL RESULTS
-
- 16 PHOTO CREDITS
-
- 16 FOOTNOTES
-





Conflict, climate change, the enduring impact of the COVID-19 pandemic, and more are contributing to unprecedented global food insecurity. An estimated 205 million people are in dire need of life-saving food assistance and around 735 million people face chronic hunger.

This is the scenario we face today and projections point to even greater challenges on the horizon. Over the next two-and-a-half decades, global demand for food is expected to jump by 50 percent. At the same time, farmers will struggle to keep up as they face a changing climate that is driving or exacerbating prolonged droughts, catastrophic storms, wildfires and floods.

But there is a way forward. It's rooted in Feed the Future, the United States' government-wide initiative that enables vulnerable communities to boost agricultural productivity and incomes, reduce hunger, and improve nutrition while coping with unexpected shocks.

Since its inception more than a decade ago, many of Feed the Future's long-term

investments in agriculture have put communities in a stronger position to deal with the unexpected. Innovative research in agricultural production is driving the development of new climate smart methods. Improved seeds enable farmers to increase productivity and incomes, and allow agribusinesses to store and process more nutritious foods. Access to agricultural financing has tripled in the last five years and the value of agricultural sales by Feed the Future participants has on average nearly doubled each year since Feed the Future began, reaching \$5.7 billion in FY22.

Meanwhile, partnerships with the private sector are accelerating and scaling solutions and forging new markets and demand for crops. Over the last 12 years the initiative has leveraged \$3.3 billion in private sector investment, including \$698 million in 2022 – an increase of \$463 million dollars from 2018.

As showcased in this report, the work of Feed the Future is more important now than ever. Feed the Future investments –

totaling on average \$2 billion each year in foreign assistance – help more than 40 vulnerable countries reduce poverty, hunger and malnutrition while building resilience to recurrent crises. In areas where the initiative worked during its first decade, extreme poverty dropped by 19 percent, hunger decreased by 30 percent, and stunting among children under the age of five fell by 26 percent.¹

To deepen and extend our impact, we partner with local, regional and multinational collaborators—from government institutions, nongovernmental organizations, businesses, and financial institutions to universities, civil society organizations, and Indigenous People, women, youth, LGBTQI+ and other marginalized groups. Feed the Future also works to create new investment and trade opportunities for U.S. companies abroad and strengthen partnerships with U.S. land grant universities and the global research community in order to mitigate global food shocks.

INTRODUCTION

OUR PARTNERS

Feed the Future leverages the expertise and resources of numerous partners, including U.S. Government departments and agencies, partner governments, civil society organizations, private companies and more to build resilient food systems.



U.S. Government: As a whole-of-government initiative, Feed the Future draws from the skills of experts across 12 departments and agencies, such as the U.S. Department of State, U.S. Department of Agriculture, the Development Finance Corporation, U.S. Trade and Development Agency, and the Inter-American Foundation.



Partner Governments: In partnership with other governments, Feed the Future allocates resources to target countries that demonstrate growth potential, need and commitment.



Private Sector: Feed the Future partners with more than 50 U.S. companies, including Fortune 500 firms, to scale-up innovative solutions towards building resilient food systems and addressing hunger and poverty. We also partner with the private sector firms within the countries we operate in order to create jobs, which contributes to sustainable, long-term economic growth.



Research Community: Feed the Future develops and scales-up innovative U.S. agricultural ingenuity and expertise through a network of 21 Feed the Future Innovation Labs led by top U.S. universities. We also collaborate with universities, the Consultative Group on International Agricultural Research (CGIAR), and other research centers in partner countries to develop future generations of global food security leaders.



Civil Society: Feed the Future engages directly with farmers' organizations, nonprofits, community and faith-based groups and more to expand the reach of our programs to local communities.




Everyday Americans: Feed the Future works with a range of Americans committed to ending global hunger and building resilient food systems--from food-processing experts at major U.S. companies to Farmer-to-Farmer volunteers.

Since 2011, Feed the Future has:



Helped farmers and firms generate more than
\$28 billion
in agricultural sales



Unlocked more than
\$6.2 billion
in agricultural financing



Leveraged more than
\$3.3 billion
in private-sector investment for food security and nutrition

Feed the Future's robust partnerships with businesses have leveraged a total of \$698 million in private sector financing in fiscal year 2022 to support food security programming. This is a 46 percent increase from the previous year.

AGRICULTURE- LED GROWTH

Agriculture is a catalyst for growth in many developing economies. Growth in the sector is up to four times more effective at reducing poverty as growth in other sectors.² Feed the Future directly engages community members and partners in 20 target countries, and a broad set of aligned countries, across Asia, Latin America and the Caribbean, and sub-Saharan Africa to improve food systems, drive innovation and create inclusive and sustainable opportunities for smallholder farmers, workers, and small and medium agribusinesses.

Feed the Future helped smallholder producers earn \$3.7 billion in sales in fiscal year 2022 - this is \$1.2 billion more than the previous fiscal year.

Feed the Future delivered \$1.3 billion in agriculture-related financing in fiscal year 2022 - a 60% jump from the previous year.





Nasara Rolland, a smallholder farmer in northern Nigeria, used to only apply manure on her five-acre farm.

This practice was insufficient to increase her yields. Hunger was the norm in her community.

Her participation in a Feed the Future-supported effort changed that. A partnership between the USAID West Africa Trade and Investment Hub, a Feed the Future activity, and OCP Africa Fertilizers Nigeria Limited (OCP Africa), is helping farmers like Nasara increase crop yields through customized fertilizer blends and information to boost soil health and fertilizer use efficiency. This approach ensures that the right fertilizers are used to help farmers grow their crops as productively and profitably as possible while also generating fewer greenhouse gas emissions for every unit of food produced.

At OCP Africa's blending facility, farmers' soils are tested in a laboratory to determine their nutrient content and to generate a custom fertilizer blend that

correctly combines ratios of elements like nitrogen and phosphorus that local soils need. The nutrient test also helps farmers determine the quantity of fertilizer to use, helping them to save on fertilizer costs and reduce fertilizer losses from the field. The partnership helped to produce more than 15,000 metric tons of fertilizer tailored to the soil needs of smallholder farmers and a 24 percent increase in maize yield for participating farmers. The facility produces custom fertilizer blends for other staple crops in Nigeria such as rice, soybean, cassava, tomato and wheat. The blends are sold to farmers at 135 "hubs" throughout the country, where smallholder farmers like Nasara also gain specialized training on fertilizer usage, plant spacing and agricultural management.

Nasara is one of 74,000 smallholder farmers – half of them women – who have benefitted from this effort. She has quadrupled her maize and rice yield, put more food on her family's table, and is using her additional income to pay for her children's school fees and to grow her family farm into a more profitable business.

Lebanon

Smallholder farmers in Lebanon face challenges accessing affordable agricultural inputs, like fertilizer and seeds. The country has coped with a severe financial crisis, the enduring impacts of the COVID-19 pandemic, and political instability – all of which have been exacerbated by Putin's war in Ukraine. In response, Feed the Future supplied 5,500 open-field farmers and 1,500 greenhouse growers with seeds, seedlings and locally sourced compost. Technical advisors have also provided tailored advice and training to farmers on best agricultural practices on pest management, using compost across seasons, and packing techniques that help reduce food loss and waste. Farmers were able to reduce their production costs by up to 30 percent and increase their income by 20 percent during the first production season. They have so far also produced 750 total hectares of vegetables and legumes, yielding 4,500 tons of food for local communities.

Feed the Future supported more than 6.9 million people working in agriculture to apply improved management practices or technologies in fiscal year 2022.

FEATURE STORY

Nigeria


RESILIENCE

More frequent and intense shocks and stresses – from climate change to prolonged conflict and beyond – threaten the ability of smallholder farmers to stay productive, families to obtain nutritious foods, and local, regional and global food systems to function. That’s why resilience is fundamental to the mission of Feed the Future. Our investments help countries thrive in the face of constant change by reducing their vulnerability to shocks and strengthening their ability mitigate against future shocks, while sustainably supporting inclusive economic growth.

Feed the Future supported the use of improved management practices or technologies on more than 6.1 million hectares of cultivated land in fiscal year 2022.

To scale up our resilience efforts, under Feed the Future the U.S. government has launched the Vision for Adapted Crops and Soils (VACS) in 2023 in partnership with the African Union and Food and Agriculture Organization of the United Nations (FAO). VACS seeks to improve agricultural productivity and nutrition by developing diverse, climate-resilient crop varieties and building healthy soils. This effort elevates our ongoing work in Feed the Future on climate-resilient seeds and improved soil health, with a particular focus on indigenous crops that are nutritious, but have received little investment for plant breeding to date.





Esther Achola is a researcher using genomics to fight a disease that ravages peanut crops and can contribute to food insecurity in Uganda.

With support from Feed the Future, she is helping develop peanut varieties that are resistant to groundnut rosette disease (GRD), a virus transmitted by aphids — small, sap-sucking insects — that cause discoloration, stunting and distortion to plants, and can lead to total crop loss. By looking at the genome — the complete set of genetic material — of peanut varieties, she is learning how some strains are better able to resist the disease than others. This work is known as genomics, and it is one of the tools scientists like Esther are using to help get healthy, nutrient-dense and profitable crops into the hands of local farmers.

Peanuts are a robust source of nutrients like protein, fat and fiber, and are a climate-resistant crop that requires little fertilizer and can grow in difficult conditions. Many farmers, however, are

growing older varieties that remain susceptible to GRD. With increasing demands on their land, more intensive cropping rotations, and in some cases a less certain growing season due to climate change, farmers need new varieties that are adaptive to the current environment, which includes GRD resistance. Scientists using genomics and plant breeding can meet these challenges by developing new and improved peanut varieties more quickly than in the past.

Feed the Future is helping researchers like Esther scale peanut-based innovations to improve global food security. This includes tapping into informal networks of smallholder farmers, local seed businesses and farmer cooperatives to get new, more resilient peanut varieties into farmers' fields.

Bangladesh, Nepal, Pakistan

In South Asia, Feed the Future is looking to space to support governments in taking action before drought or flood strike. In partnership with NASA and the International Centre for Integrated Mountain Development, the SERVIR-Hindu Kush Himalaya Activity uses satellite information to track weather events critical to food and water security. With SERVIR's prediction tools to forecast flood water levels in flood-prone rivers, vulnerable communities now have greater lead time to prepare. In Bangladesh, this early warning service works with streamflow prediction across 21 specific locations on river systems, giving families the critical time they need to protect their properties and lives. SERVIR also tracks data related to food security and land use, like forecasting drought and mapping out resources and crops to support farmers in areas with limited arable land. SERVIR makes it easier for decision makers to improve how crops are grown and take proactive steps to protect what they have and bounce back from what they lose.

FEATURE STORY

Uganda

NUTRITION

Fighting global food insecurity means more than feeding the world – it also means nourishing the world. Calories alone are insufficient to increase individuals' well-being, fuel economic growth and build resilient, prosperous communities. That's why Feed the Future strives to improve the quality, safety and affordability of nutritious diets across agriculture and food systems, especially for women and children.

Feed the Future reached 32 million children under the age of five with nutrition-specific interventions in fiscal year 2022 -- 5.5 million more than the previous fiscal year.





Helen Weldemichael's family is from northern Ethiopia and she grew up eating hot enset bread baked by her mother.

She only knew of enset, an Ethiopian food similar to a banana, as an ornamental tree with leaves used in traditional Ethiopian baking.

But when Helen joined Wolkite University in the southern part of the country as a lecturer, she learned so much more about the flowering plant that is a staple food for about 20 million Ethiopians. Ethiopians in this region use the entire enset plant for food. Women often use their bare feet and hands to cultivate the plant, which can contribute to foodborne disease.

Helen set out to make it faster and safer to process enset by inventing a processing machine and fermentation pot. It includes a starter culture that speeds up the fermentation process, which ordinarily takes almost a year

to ferment into edible enset. Her approach, which uses peat, is also more hygienic because it reduces potential contamination by organisms found in the ground where enset is typically fermented.

Helen was inspired to participate in the Feed the Future EatSafe Innovation Challenge, which aims to enable lasting improvements in the safety of nutritious foods in Ethiopia and Nigeria. Her invention, created by her company SafeDish, won the challenge. Helen plans to use her \$10,000 prize to scale her business by seeking investors, selling other food products across Africa, and trademarking her innovation in Ethiopia and other African countries.

Cambodia

In Cambodia, Feed the Future is helping local researchers build the country's first nutritional database about fish nutrition and preservation. Fish is a staple food in Cambodia, serving as a nourishing source of protein and fatty acids crucial to young children's development and as a vital source of income for fish farmers. Yet, decreasing fish populations lead to food insecurity in communities. The database uses survey data collected from local fish farmers and the nutrient composition of fish samples analyzed at Mississippi State University to help researchers understand how Cambodians consume fish, give policymakers insights to develop nutrition-sensitive programming, and empower fish farmers to increase their efficiency and profitability. This work is paving the way for local actors to create a more sustainable and resilient fishing economy.

FEATURE STORY

Ethiopia


GENDER EQUALITY AND WOMEN'S EMPOWERMENT

Investing in women is one of the biggest opportunities to transform agriculture. Women make up nearly half the agricultural workforce in low-income countries, but lag behind men in access to land, inputs, services, finance and digital technology.³ If we leveled the playing field for women in agrifood systems, global gross domestic product would grow by nearly \$1 trillion and food insecurity would be reduced for 45 million people.⁴ Feed the Future is dedicated to making sure that agrifood systems are sustainable, resilient — and work for everyone.

Feed the Future's activities to date have directly enabled women and women-owned businesses to access more than \$1.2 billion in agriculture-related financing.*

*"Women-owned" means the owner(s) are either all female or majority female. These figures do not include financing to businesses with female owners that are not in the majority (i.e. if the business owners are majority male, they are not included here), or firms where there is mixed ownership (even female majority) but the ownership ratio is not known.





Agnes Petulo, a smallholder farmer in Malawi, transitioned from growing beans to a local cowpea variety that is more drought-resistant and can help her earn enough income to educate her two children.

Why are some farmers, like Agnes, faster than others to adopt new varieties of cowpea, a staple food that provides a vital source of protein, fiber and potassium? Feed the Future asked this question in partnership with research institutions in Malawi, Mozambique and Tanzania and discovered an important finding – men and women have different preferences around grain yield, taste, color, pest resistance and cooking time. By harnessing gender-inclusive research, Feed the Future is able to develop improved varieties of cowpea crops that withstand drought, low soil fertility, and diseases and pests while meeting farmers' specific needs.

As part of this effort, researchers conducted a gender-sensitive value chain analysis to collect

data about the cowpea traits that local farmers and consumers, particularly women, value. This knowledge helps them breed cowpea varieties that are consumer-preferred, market-driven and resilient.

Among the insights gained was that women may prefer cowpea varieties that are less labor-intensive to grow and easier to cook, which helps to bring nutritious food to their families and improve their economic standing. Men, meanwhile, may prefer cowpea varieties with shorter maturity times, which mean they can grow two cycles of crop within the same rainfall season that they can quickly bring to market.

By better understanding the needs and wants of local people, breeders can develop new cowpea varieties that are sensitive to farmers' lived experiences. Farmers are then more willing to adopt, use and distribute these new varieties throughout their local communities. When crop innovations are matched with community buy-in, this means stronger food security and resilience all around.

Guatemala

In Guatemala, the Inter-American Foundation, a Feed the Future partner agency, worked closely with a coffee farmers' group to train more than 1,700 farmers, particularly women, in skills to strengthen their coffee businesses. Women in the country often have limited access to capital and face barriers to opening bank accounts. This effort helps them access loans with low interest rates to expand their businesses and connect them with programs that provide ongoing technical training.

María Juan Tomas completed the training and became a leader to young women in the community. She learned different techniques to grow coffee and strategies to sell her product to the local community, increasing her income by 24 percent. María used her earnings to invest in more land and two pack animals to transport coffee and to expand her farm to grow cardamom. She can now also afford more nutritious foods and clothing for her family.


In fiscal year 2022, 1.9 million hectares of cultivated land benefited from Feed the Future-supported practices or technologies designed to adapt to and mitigate the risks of climate change.

FEATURE STORY

Malawi, Mozambique, Tanzania

INVESTING IN RESEARCH

Feed the Future invests in research to develop and advance a pipeline of innovations, tools and approaches designed to sustainably reduce global poverty, hunger and malnutrition in the face of complex, dynamic challenges. We work with public, private and non-governmental partners to adapt, commercialize and scale these solutions. Our cutting edge research network comprises 21 Innovation Labs that harness the best minds in leading universities spanning nearly all 50 states. Feed the Future also collaborates with universities and other research centers in partner countries to develop future generations of global food security leaders.





Malawi

Innovations are essential for advancing agricultural development. But are they reaching everyone? GenderUp, a tool developed by the Feed the Future Innovation Lab for Horticulture, Wageningen University, the International Institute of Tropical Agriculture, and Alliance of Bioversity International - CIAT, is helping development practitioners and researchers to ensure that they do. Through interactive workshops, teams assess if their efforts in scaling an innovation may unintentionally exclude certain groups with diverse gender, geographical, financial and social characteristics. Teams gain a better understanding of the positive and negative consequences an innovation can have on individuals and communities - and tactics to ensure those negative consequences are reduced or reversed. In Malawi, GenderUp has been used successfully by the Feed the Future Innovation Lab for Markets, Risk and Resilience to support local researchers at Lilongwe University of Agriculture and Natural Resources in testing a digital marketplace app that connects farmers to buyers for their horticultural crops. The International Maize and Wheat Improvement Center (CIMMYT) also used GenderUp when developing its large solar dryer to think through the best way to scale the dryer and what complementary innovation was needed so that women could access the benefit of the innovation.

INDICATOR / DISAGGREGATION	FY2022
Number of individuals in the agriculture system who have applied improved management practices or technologies with U.S. Government (USG) assistance ^a	6,920,739
# of which are producers	6,486,702
% Male	48.6%
% Female	31.8%
% Disaggregates Not Available (DNA)	19.6%
Number of hectares under improved management practices or technologies with USG assistance	--
# of which are intensively-managed hectares (i.e. cropland, cultivated pasture, and/or aquaculture) ^b	6,116,418
# of which are cropland or cultivated pasture ^c	6,025,646
# of which are under 'climate adaptation / climate risk management practices or technologies' ^d	1,924,695
# of which are extensively-managed hectares (i.e. rangeland, conservation/protected area, and/or freshwater or marine ecosystems) ^e	949,252
Number of individuals who have received USG-supported degree-granting non-nutrition-related food security training	942 [*]
% Male	44.5%
% Female	34.0%
% DNA	21.5%
Number of individuals receiving nutrition-related professional training through USG-supported programs ^f	163,745
% Male	26%
% Female	48%
% DNA	26%

INDICATOR / DISAGGREGATION	FY2022
Number of children under five (0-59 months) reached with nutrition-specific interventions through USG-supported programs ^g	32,057,520
% Male	40%
% Female	41%
% DNA	19%
Number of children under two (0-23 months) reached with community-level nutrition interventions through USG-supported programs ^h	8,724,749
% Male	43%
% Female	45%
% DNA	12%
Number of pregnant women reached with nutrition-specific interventions through USG-supported programs ⁱ	11,648,170
% Adolescent (<19 years old)	8%
Value of annual sales of producers and firms receiving USG assistance ^j	\$5,749,119,490
\$ of which are from smallholder producers ^k	\$3,739,222,100
\$ of which are from non-smallholder producers ^l	\$174,232,765
\$ of which are from firms ^m	\$1,835,664,624
Value of agriculture-related financing accessed as a result of USG assistance ^{n, o}	\$1,306,899,433
\$ of which is cash debt ^p	\$1,217,283,516
Per capita financing to females per dollar of financing to males ^q	\$0.47 ^{**}
Value of new private sector investment leveraged by the USG to support food security and nutrition ^r	\$698,125,484

GLOBAL ANNUAL RESULTS

Chart Notes

1. In October 2017, Feed the Future published an updated list of indicators as part of the Implementation Report for the U.S. Government Global Food Security Strategy, with full definitions for these indicators published in March 2018 (and corrections fixed and re-issued in September 2019). These performance-management indicators are designed to measure progress against each result in the Feed the Future results framework during Phase Two of the initiative. Full definitions of indicators are available in the updated Feed the Future Indicator Handbook at feedthefuture.gov/results.
2. Fiscal Year (FY) 2018 and FY 2019 represent the two years of transition for results, meaning during those years, some projects were reporting on old indicators while others report on updated indicators. Therefore, some values are likely underestimates. This chart combines these data where appropriate. See the footnotes for details. For the FY 2020 and FY 2021 results, all projects reported only on the new set of indicators.
3. U.S. Government departments and agencies that contributed results to these totals include the U.S. Agency for International Development (USAID), U.S. Department of Agriculture (USDA), U.S. Department of the Treasury, Millennium Challenge Corporation (MCC), Peace Corps, U.S. African Development Foundation (USADF), and the Inter-American Foundation (IAF).
4. The data for output and outcome indicators above reflect results achieved among direct participants of U.S. Government (USG) projects, and are directly attributable to USG funding. For the purposes of this report, a result is attributable to the USG or the USG can claim credit for a result. This attribution applies even when other partners are involved in achieving the result, if they can claim that without USG intervention the outcome would not have taken place.
5. Our annual data collection shows that in aggregate, Feed the Future results in FY2020 and FY2021 remained on par with those from FY2019, suggesting that COVID did not have a significant impact on activities. However, analysis of the data showed a more nuanced picture that included both favorable gains in results from activities shifting and concentrating focus in a new area and loss of progress from program stoppage or unknown results from restrictions in data collection. Review of qualitative Feed the Future data found situations and responses varied country to country from the severity of the infection rate to host governments' responses. Feed the Future programs responded quickly with a range of approaches that included: adopting digital methods for conducting business, pivoting to a concentrated focus on areas most vulnerable to the pandemic, and reprogramming activities by expanding or altering services.



PHOTO CREDITS

Cover:

Adam Finch, Root Capital.

Page 1:

USAID Agrilinks;
Rabik Upadhayay for USAID

Page 2:

Alexander Hernández

Page 4:

Adebayo Adetilola, USAID Nigeria Agricultural
Extension and Advisory Services Activity

Page 6:

Solina Kong, Feed the Future Cambodia Harvest II

Page 8:

Liam Wright, Smart Food, ICRISAT

Page 10:

Rabik Upadhayay for USAID

Page 12:

Assane Thiam (Video Positive photographer)

Page 15:

Agrilinks Photo Challenge Winner

Back Cover:

SM Tamzid Al Fatah, Feed the Future Bangladesh
Horticulture, Fruits, and Non-food Crops Activity
Chemonics International Inc.

Footnotes

1. Estimates are based on the average annual rate of change in poverty, hunger, and stunting, and the observed change that was measured in population-based surveys. Baseline surveys were conducted between 2008 and 2015, and endline surveys were conducted between 2016 and 2020. The average annual rate of change is used to estimate the total change that would have occurred over a seven-year period, under an assumption that the rate of change would have been constant over the period. This estimated rate of change is combined with observed changes, where data were available, to get a general initiative-level estimate of Feed the Future's contribution to reducing poverty, hunger, and stunting. Because similar data on changes that occurred in areas where Feed the future does not work are not available across all countries, we are not able to attribute this change directly to Feed the Future activities.
2. Ligon, E. & Sadoulet, E. (2018). Estimating the Relative Benefits of Agricultural Growth on the Distribution of Expenditures. *World Development*, Elsevier, vol. 109(C), page 417-428.
3. This estimate was taken from the 2023 Food and Agriculture Organization of the United Nations report titled, "The Status of Women in Agrifood Systems."
4. This estimate was taken from the 2023 Food and Agriculture Organization of the United Nations report titled, "The Status of Women in Agrifood Systems."
 - a This value includes results reported under the old indicator EG.3.2-17 and the new indicator EG.3.2-24. Results could underestimate the number of "non-producers" that applied as the new indicator captures a broader set of actors beyond the farm, while the old indicator did not.
 - b This value includes results reported under the old indicator EG.3.2-18 and the new indicator EG.3.2-25. Results could be underestimated, because the old indicator did not include aquaculture hectares while the new indicator does.
 - c This value includes all hectares reported under the old indicator EG.3.2-18 and results from the "cropland" and "cultivated pasture" disaggregate under the new indicator EG.3.2-25.
 - d Hectares under 'climate adaptation / climate risk management practices or technologies' were not collected as a separate category prior to FY 2016. This is a performance indicator for the Joint Strategic Plan (JSP) Objective 2.4: Strengthen U.S. and global resilience to economic, technological, environmental, and other systemic shocks. We exceeded the FY 2022 target of 1,259,647 hectares of cultivated land (defined as crop land or cultivated pasture) under 'climate adaptation / climate risk management practices or technologies'.
 - e This value only reflects results from the new indicator EG.3.2-25.
 - f This result includes some USAID activities beyond those funded by Feed the Future. This number represents the aggregate of country-wide results from nutrition interventions delivered through Feed the Future (which includes USAID Bureau for Humanitarian Assistance development investments), and USAID Global Health nutrition programs as part of a multi-sectoral effort to combat malnutrition.

- g This result includes some USAID activities beyond those funded by Feed the Future. This number represents the aggregate of country-wide results from nutrition interventions delivered through Feed the Future, USAID Bureau for Humanitarian Assistance development investments and USAID Global Health nutrition programs as part of a multi-sectoral effort to combat malnutrition. Individual USAID projects are instructed to count children only once even if they are reached several times. Starting in FY 2017, this revised indicator has captured nutrition-specific interventions only.
- h This result includes some USAID activities beyond those funded by Feed the Future. This number represents the aggregate of country-wide results from nutrition interventions delivered through Feed the Future, USAID Bureau for Humanitarian Assistance development investments and USAID Global Health nutrition programs as part of a multi-sectoral effort to combat malnutrition. Individual USAID projects are instructed to count children only once even if they are reached several times.
- i This result includes some USAID activities beyond those funded by Feed the Future. This number represents the aggregate of country-wide results from nutrition interventions delivered through Feed the Future, USAID Bureau for Humanitarian Assistance development investments and USAID Global Health nutrition programs as part of a multi-sectoral effort to combat malnutrition. Individual USAID projects are instructed to count women only once even if they are reached several times. Age disaggregation was not collected until 2017.
- j This value includes reporting-year sales reported under the old indicator EG.3.2-19 and the new indicator EG.3.2-26. Results may be underestimated because the old indicator did not include sales from non-smallholder producers and firms while the new indicator does. This is a performance indicator for the FY 2022 - 2023 Resilience and Food Security Agency Priority Goal (APG). We exceeded the FY 2022 target of \$2,616,203,716.
- k These results include reporting-year sales reported under the old indicator EG.3.2-19 and those reported for the “producer: smallholder” disaggregate with the new indicator EG.3.2-26.
- l Results could be underestimated in FY2018 and FY2019, as projects that still reported on the old indicator did not report sales from non-smallholder farmers. This value only reflects results from the new indicator EG.3.2-26.
- m Results could be underestimated, as projects that are still reporting on the old indicator do not include sales from firms. This value only reflects results from the new indicator EG.3.2-26.
- n This total includes reporting from the old indicator on agricultural and rural loans EG.3.2-6 and the new indicator EG.3.2-27. Results may be underestimated because the old indicator does not include non-cash debt (i.e., in-kind debt) and non-debt financing while the new indicator does.
- o Sex-disaggregation for this indicator will not be available until future reporting years because of a change in the definition of the indicator to remove shared ownership from the female disaggregate, and we have more years of reporting.
- p Results include the value of loans reported under the old indicator EG.3.2-6 and the value of “cash debt” reported under the new indicator EG.3.2-27.
- q These data are calculated from the subset of results that have reported both a ‘value (USD)’ of financing accessed for females and/or males with a corresponding ‘number of recipients’ of that financing who are female or male, i.e. these data are from ‘matched pairs’ only. Note that some FTF Activities do not report sex disaggregated data for the value of financing accessed and/or the number of financing recipients, and those results are not included in these gender gap calculations since a ‘gender gap’ cannot be calculated without the sex disaggregated data. This is a performance indicator for the FY 2022 - 2023 Resilience and Food Security APG. We did not meet our FY 2022 target of \$0.59 of per capita financing for females for every \$1.00 of financing to males. Note that we successfully reached more women than men with financing in FY 2022. However, the average value of financing accessed by men continued to outpace that accessed by women, which resulted in women accessing only \$0.47 for each dollar accessed by men. Moving forward, we will redouble our efforts to increase the value of financing that is accessed by the greater numbers of women that we reach.
- r Results include the value of private-sector capital investment reported under the old indicator EG.3.2-22, private-sector investment reported under the old indicator EG.3.1-14 and private-sector investment reported under EG.3.1-15. Results may be underestimated because the old indicator did not include operating capital investment amounts while the new indicator does.
- * Decline by about 4,000 largely due to two RFS-managed activities, both of which closed or began to wrap up between FY 2021 and FY 2022.
- ** Note that this gender gap in finance calculation does not include reporting from Activity #2339 Feed the Future Nigeria Agricultural Extension and Advisory Services, due to data quality concerns.



USAID
FROM THE AMERICAN PEOPLE

