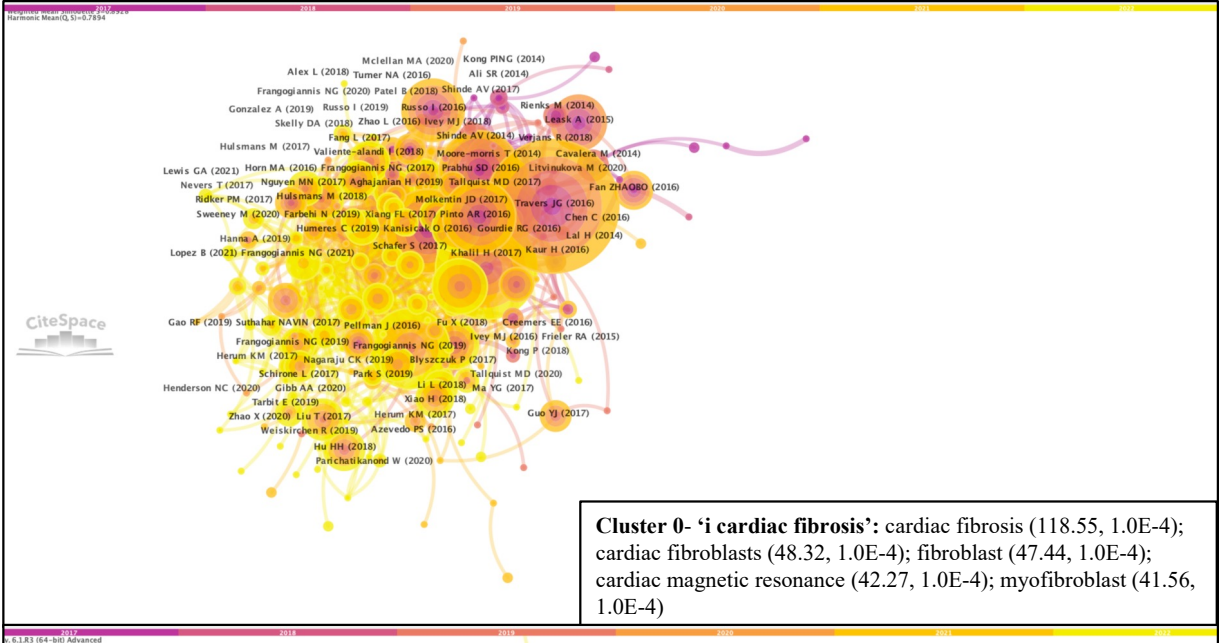

Cluster 0- ‘i cardiac fibrosis’: cardiac fibrosis (118.55, 1.0E-4); cardiac fibroblasts (48.32, 1.0E-4); fibroblast (47.44, 1.0E-4); cardiac magnetic resonance (42.27, 1.0E-4); myofibroblast (41.56, 1.0E-4)

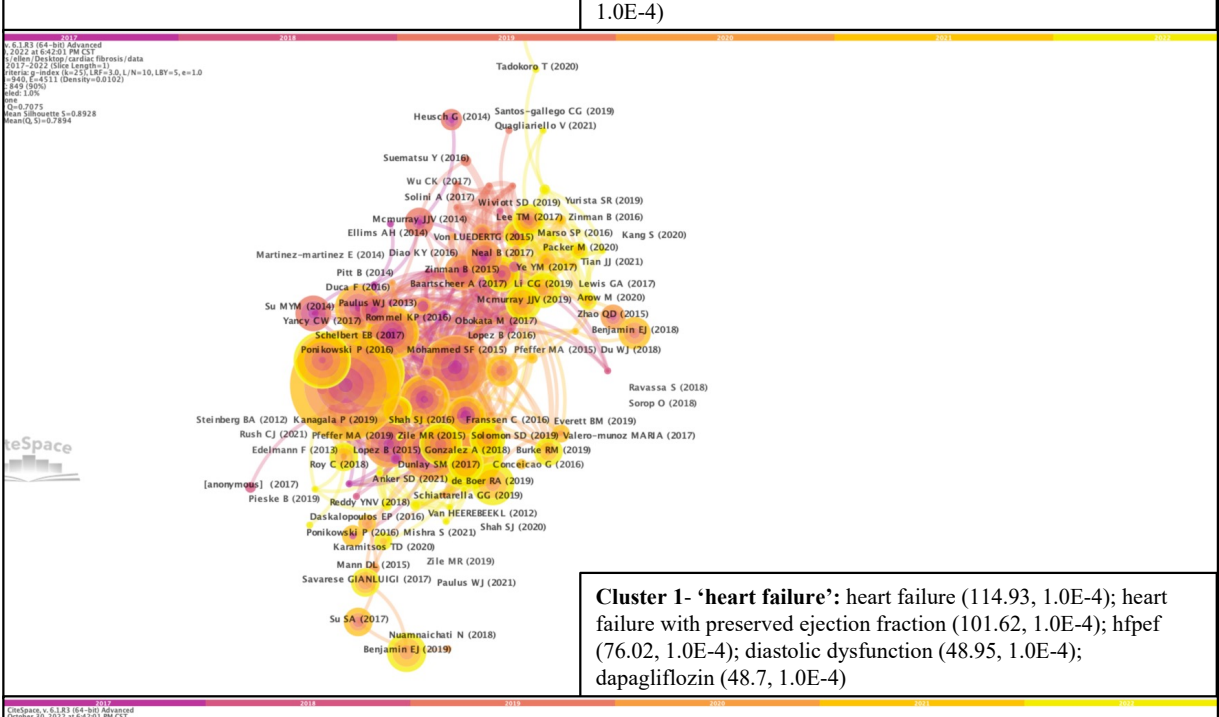

Cluster 1- ‘heart failure’: heart failure (114.93, 1.0E-4); heart failure with preserved ejection fraction (101.62, 1.0E-4); hfpef (76.02, 1.0E-4); diastolic dysfunction (48.95, 1.0E-4); dapagliflozin (48.7, 1.0E-4)

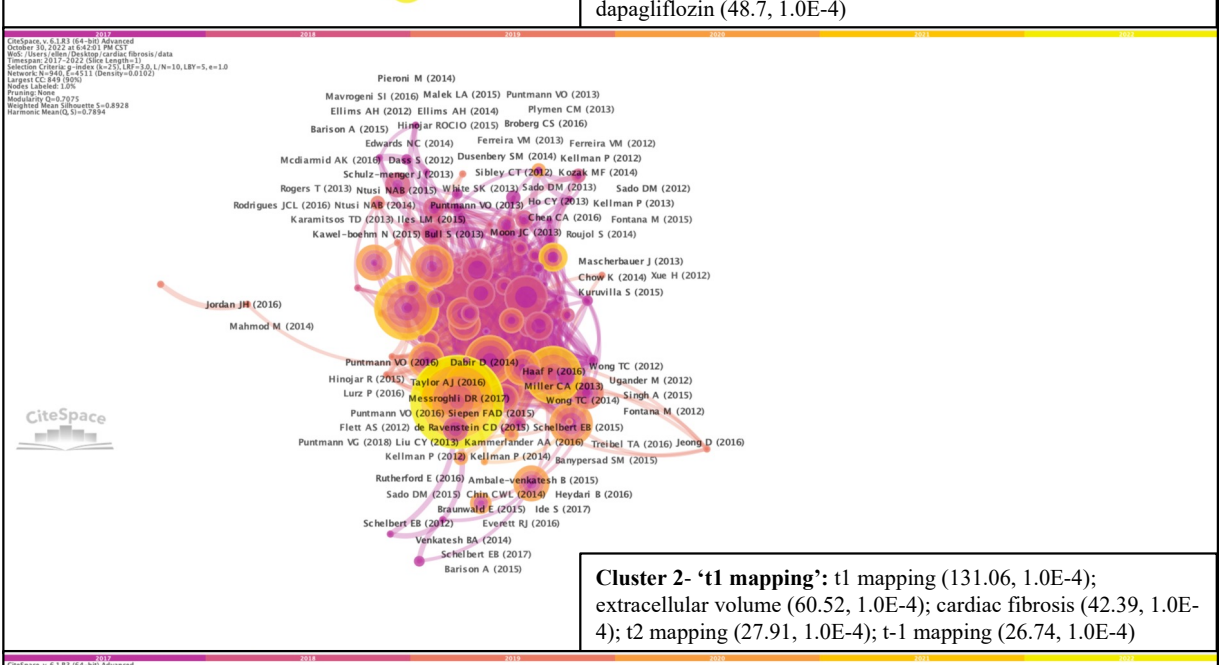

Cluster 2- ‘t1 mapping’: t1 mapping (131.06, 1.0E-4); extracellular volume (60.52, 1.0E-4); cardiac fibrosis (42.39, 1.0E-4); t2 mapping (27.91, 1.0E-4); t-1 mapping (26.74, 1.0E-4)

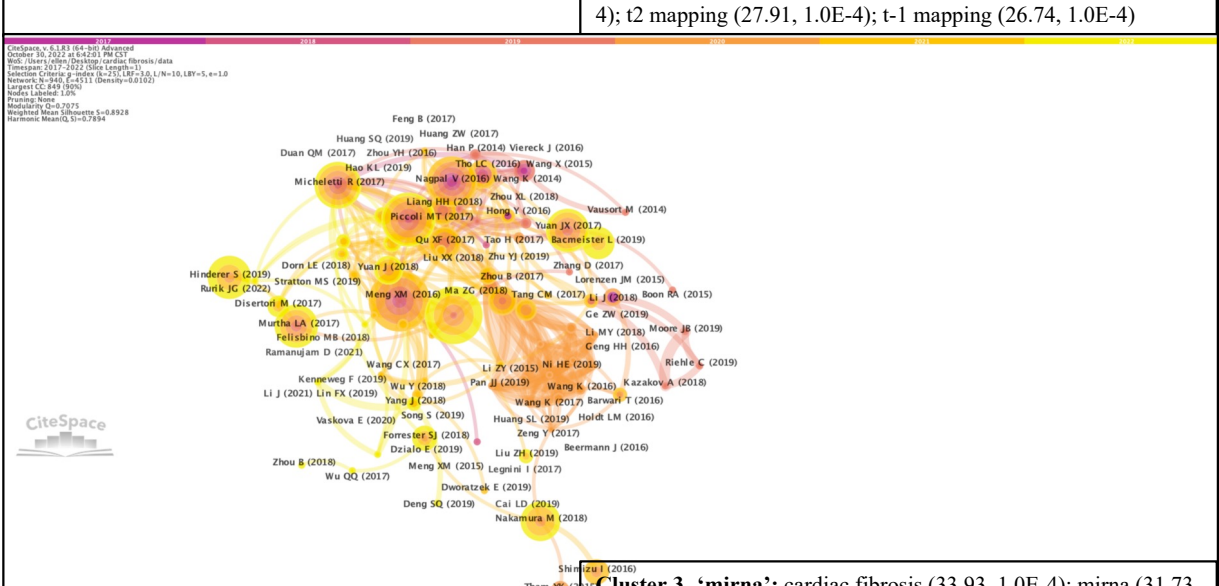

Cluster 3- ‘mirna’: cardiac fibrosis (33.93, 1.0E-4); mirna (31.73, 1.0E-4); cerna (23.61, 1.0E-4); microrna (23.27, 1.0E-4); non-coding rna (22.8, 1.0E-4)

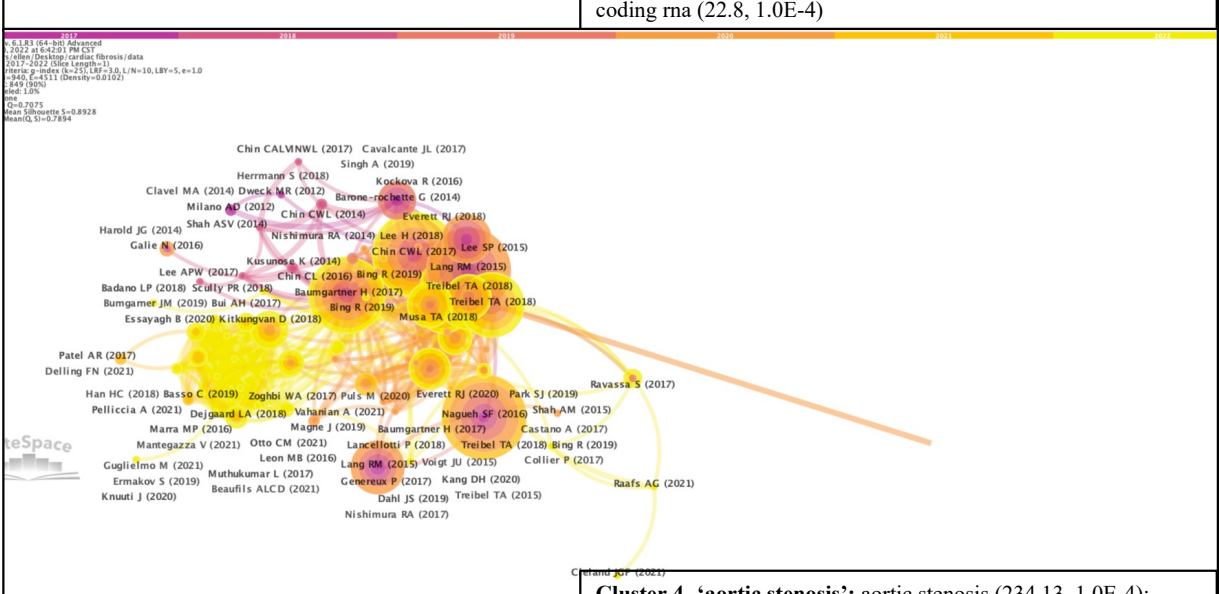

Cluster 4- ‘aortic stenosis’: aortic stenosis (234.13, 1.0E-4); mitral valve prolapse (86.18, 1.0E-4); aortic valve replacement (44.36, 1.0E-4); aortic valve stenosis (38.04, 1.0E-4); cardiac fibrosis (35.35, 1.0E-4)

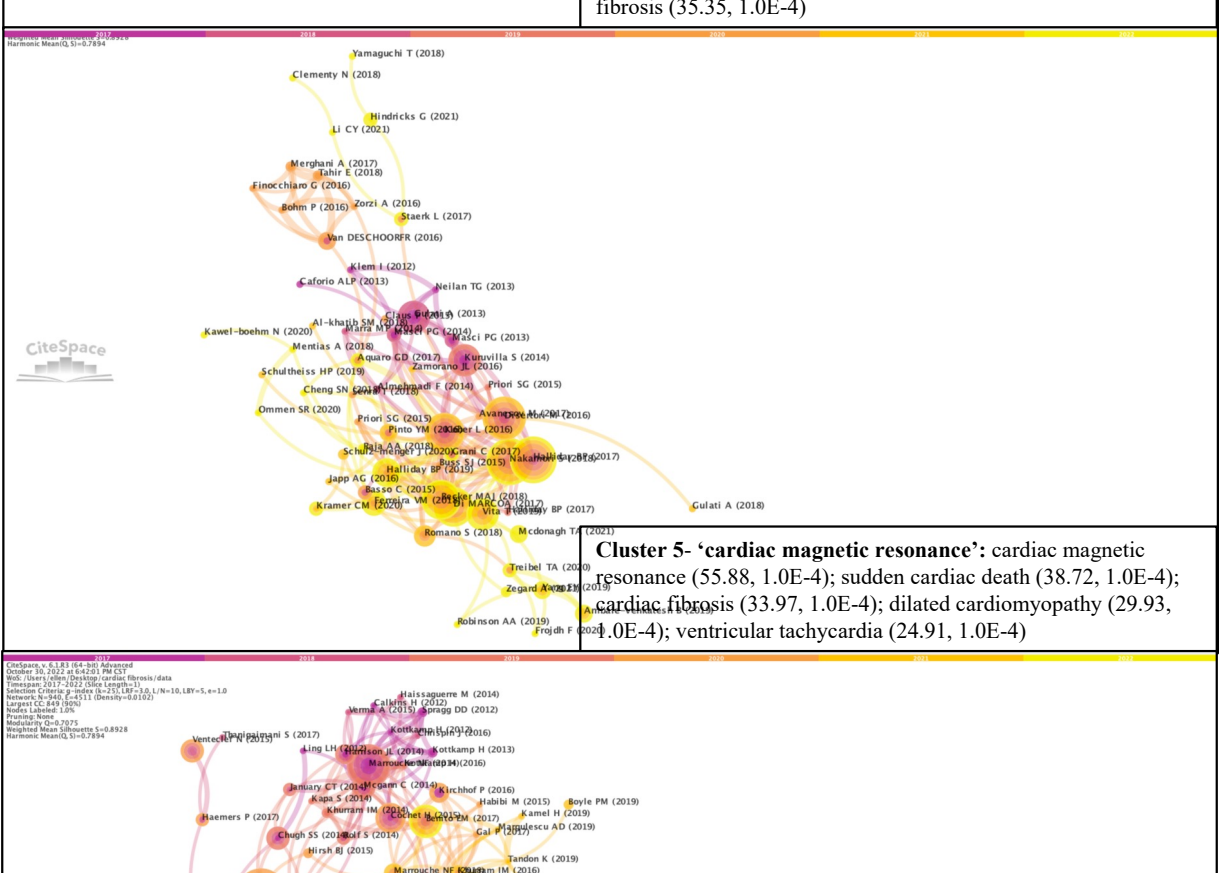

Cluster 5- ‘cardiac magnetic resonance’: cardiac magnetic resonance (55.88, 1.0E-4); sudden cardiac death (38.72, 1.0E-4); cardiac fibrosis (33.97, 1.0E-4); dilated cardiomyopathy (29.93, 1.0E-4); ventricular tachycardia (24.91, 1.0E-4)



Cluster 6- ‘atrial fibrillation’: atrial fibrillation (301.87, 1.0E-4); atrial fibrosis (161.68, 1.0E-4); catheter ablation (37.54, 1.0E-4); stroke (32.43, 1.0E-4); heart failure (28.73, 1.0E-4)

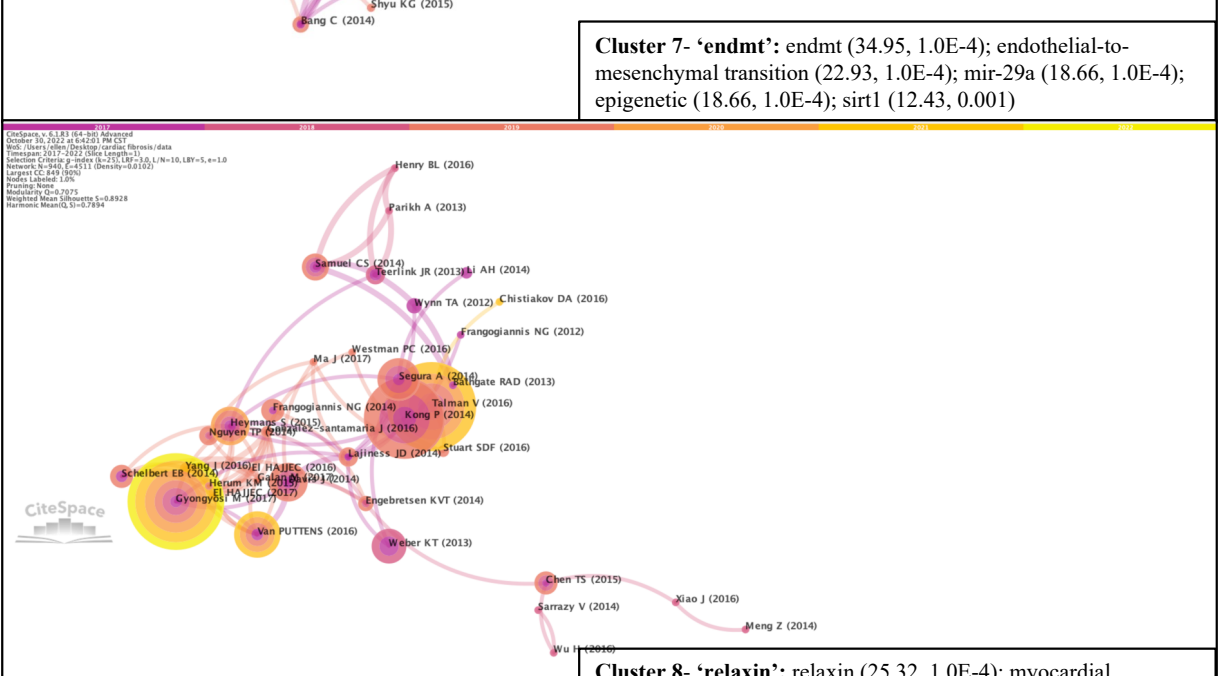

Cluster 7- ‘endmt’: endmt (34.95, 1.0E-4); endothelial-to-mesenchymal transition (22.93, 1.0E-4); mir-29a (18.66, 1.0E-4); epigenetic (18.66, 1.0E-4); sirt1 (12.43, 0.001)

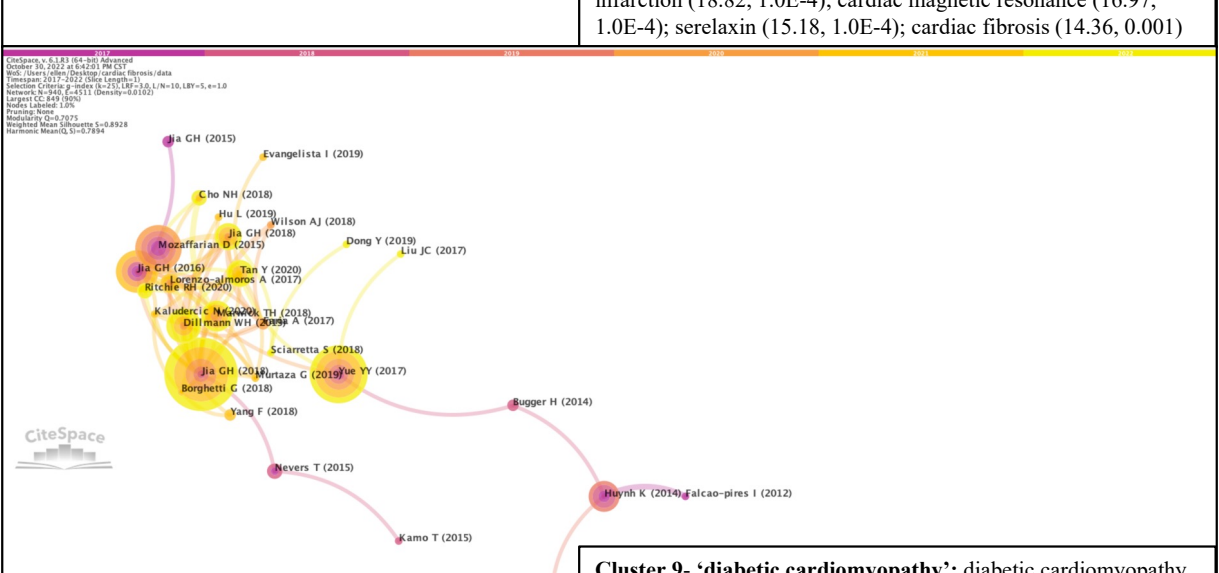

Cluster 8- ‘relaxin’: relaxin (25.32, 1.0E-4); myocardial infarction (18.82, 1.0E-4); cardiac magnetic resonance (16.97, 1.0E-4); serelaxin (15.18, 1.0E-4); cardiac fibrosis (14.36, 0.001)

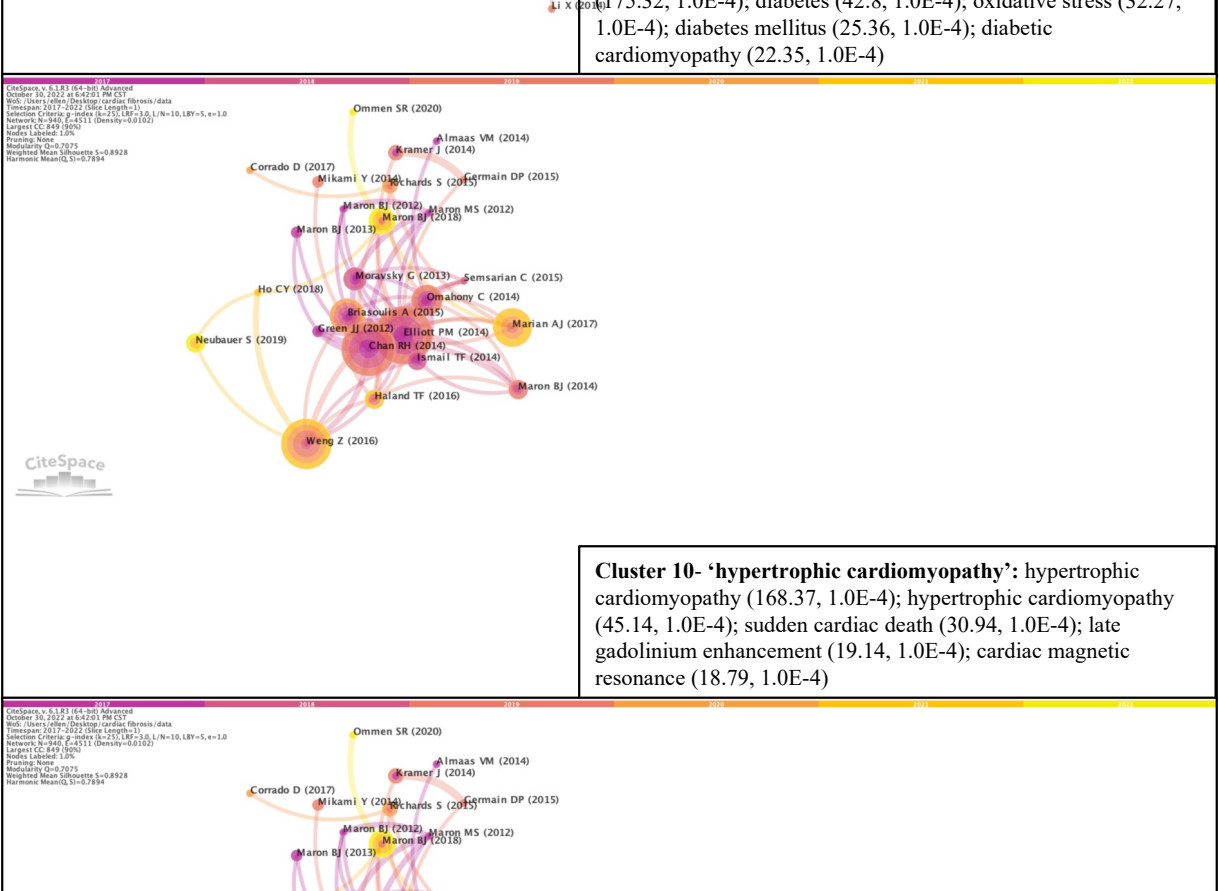

Cluster 9- ‘diabetic cardiomyopathy’: diabetic cardiomyopathy (175.32, 1.0E-4); diabetes (42.8, 1.0E-4); oxidative stress (32.27, 1.0E-4); diabetes mellitus (25.36, 1.0E-4); diabetic cardiomyopathy (22.35, 1.0E-4)

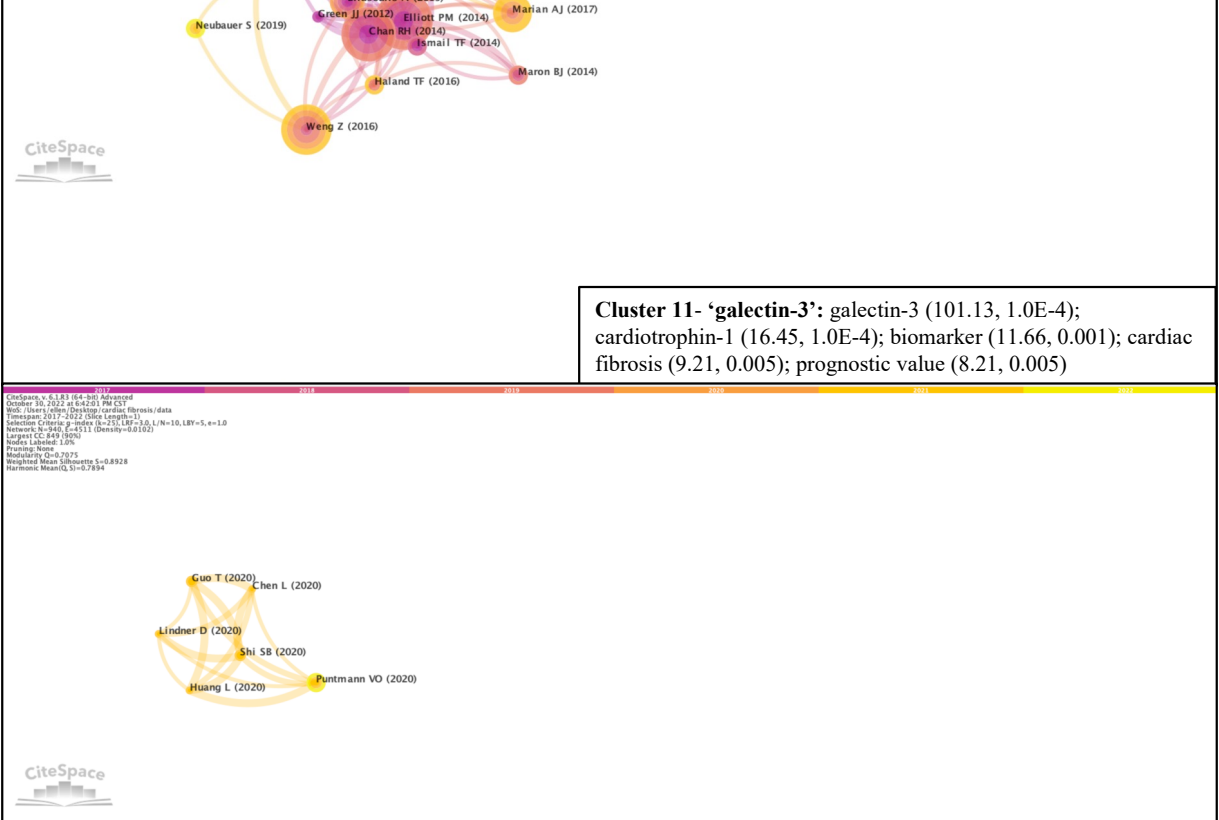

Cluster 10- ‘hypertrophic cardiomyopathy’: hypertrophic cardiomyopathy (168.37, 1.0E-4); hypertrophic cardiomyopathy (45.14, 1.0E-4); sudden cardiac death (30.94, 1.0E-4); late gadolinium enhancement (19.14, 1.0E-4); cardiac magnetic resonance (18.79, 1.0E-4)

Cluster 11- ‘galectin-3’: galectin-3 (101.13, 1.0E-4); cardiotrophin-1 (16.45, 1.0E-4); biomarker (11.66, 0.001); cardiac fibrosis (9.21, 0.005); prognostic value (8.21, 0.005)

Cluster 12- ‘covid-19’: covid-19 (33.41, 1.0E-4); covid-19 infection (11.06, 0.001); infection (11.06, 0.001); coronavirus disease 2019 (11.06, 0.001); severe acute respiratory syndrome coronavirus 2 (11.06, 0.001)