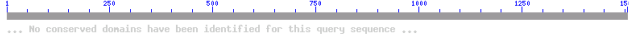
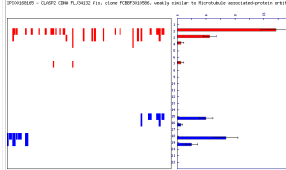

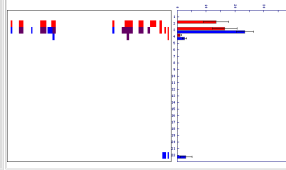

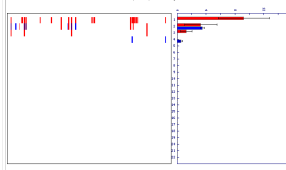

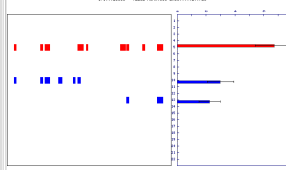

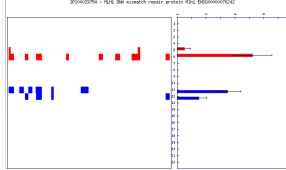

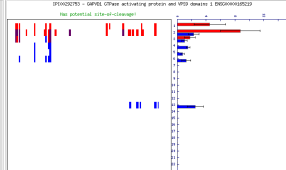



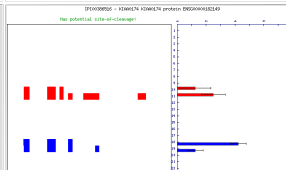

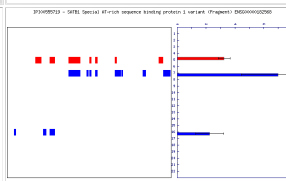
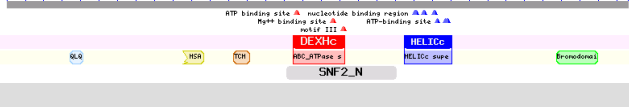
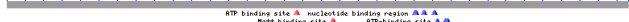

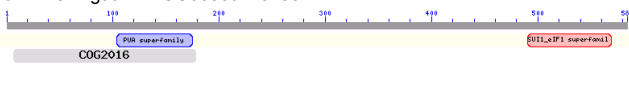

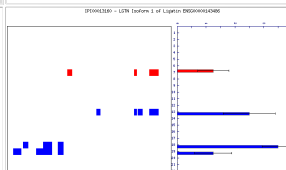


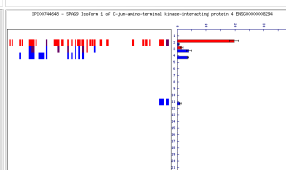
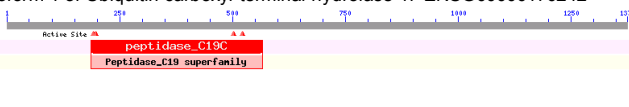

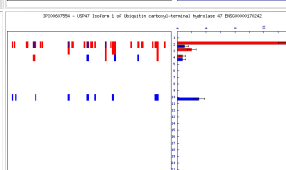
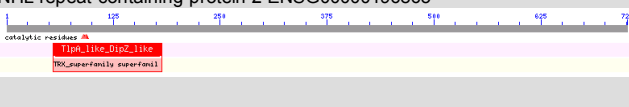

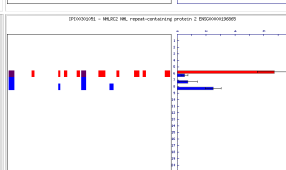


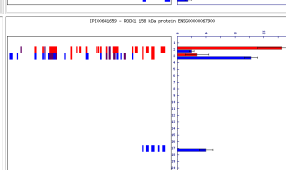
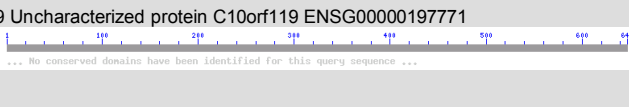

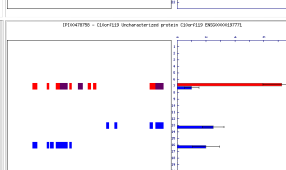
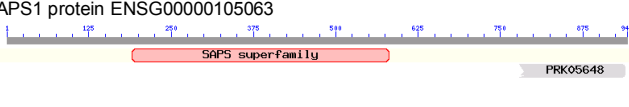

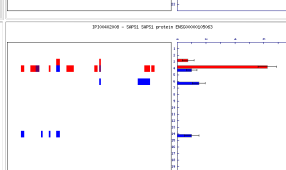
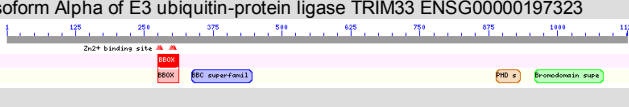
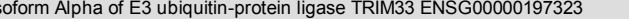
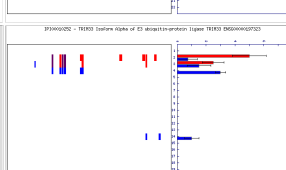
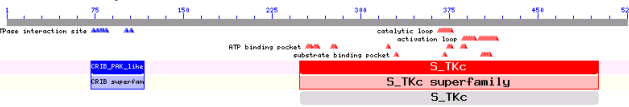

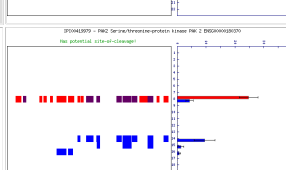

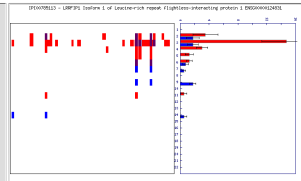
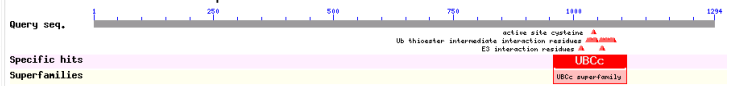

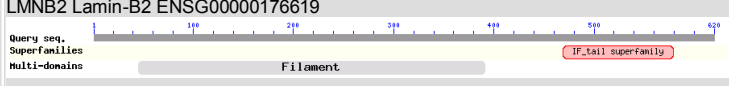
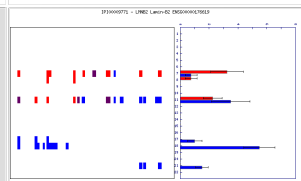

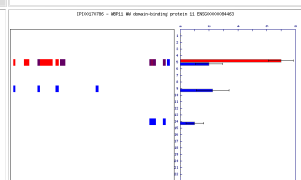
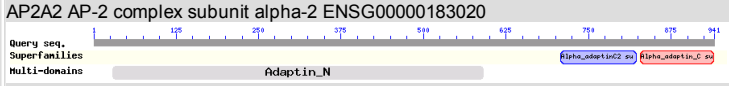
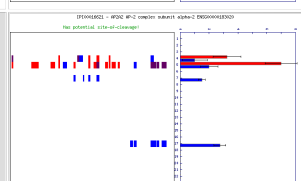

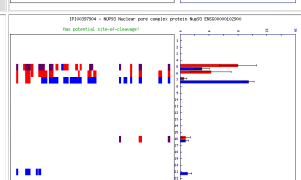
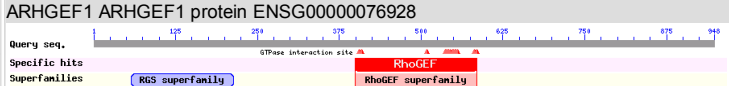
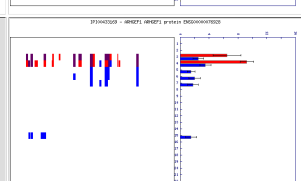
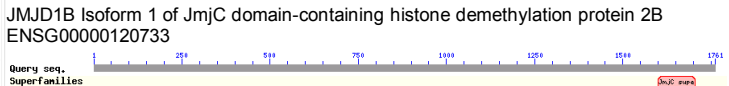
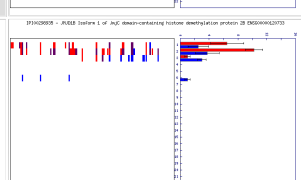

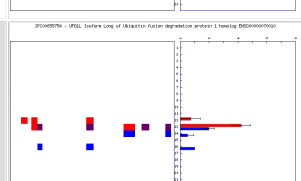
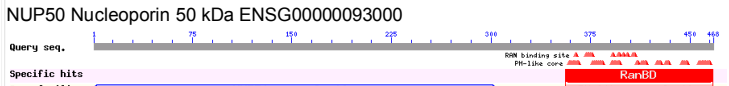
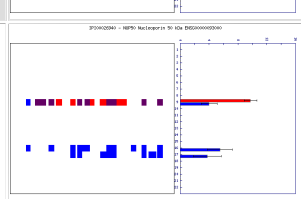
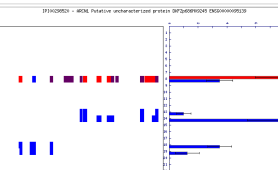
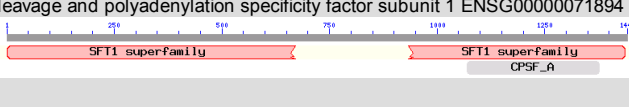
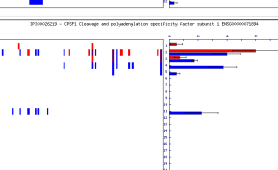
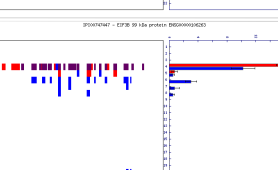
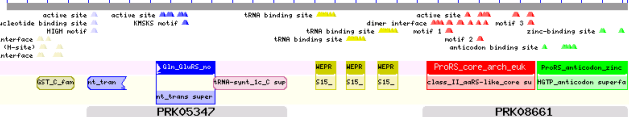
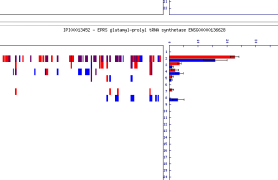


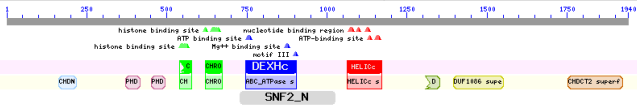
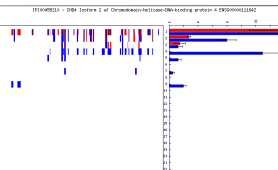
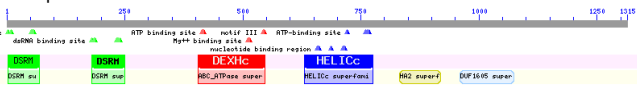
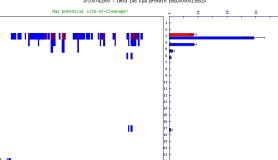
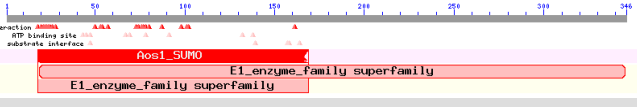
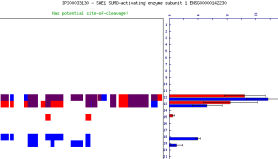
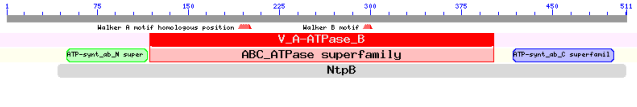
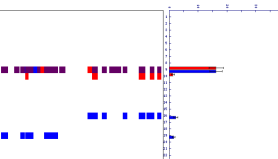
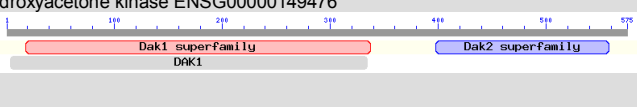
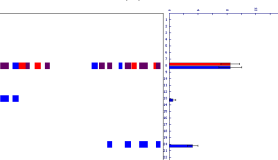
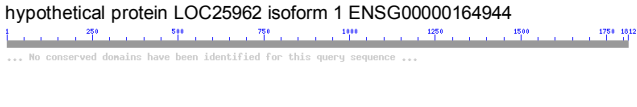
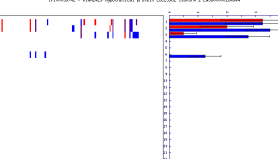
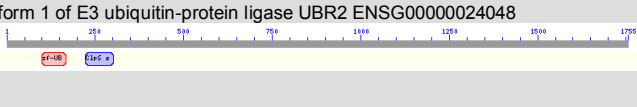
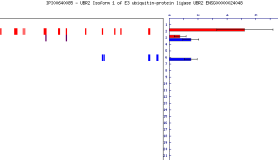
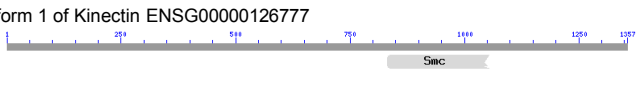


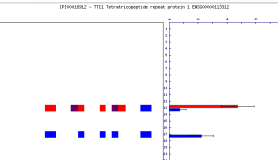
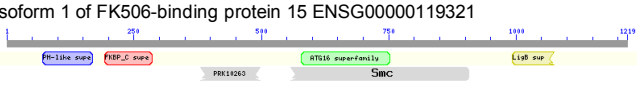
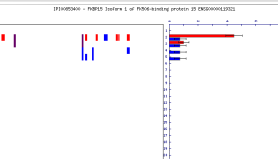
IPI Number	Description	Total Spectral Counts	Percent Parent Remaining	Persistent Fragment Class	Previously Reported?	Explicit Site?	Peptograph
IPI00168165	<p>CLASP2 CDNA FLJ34132 fis, clone FCBBF3010586, weakly similar to Microtubule associated-protein orbit ENSG00000163539</p> <p>Query seq. </p> <p>... No conserved domains have been identified for this query sequence ...</p>	130	0%	Both	No		
IPI00645431	<p>BAT3 HLA-B associated transcript 3 ENSG00000204463</p> <p>Query seq. </p> <p>Specific hits <b>ScpHa_N</b></p> <p>Superfamilies <b>USP super</b></p>	240	0%	Both	Yes (10)	DEQD1031	
IPI00328911	<p>HECTD1 E3 ubiquitin-protein ligase HECTD1 ENSG00000092148</p> <p>Query seq. </p> <p>Specific hits <b>HECT</b></p> <p>Superfamilies <b>HECT super</b></p>	71	0%	Both	No		
IPI00016868	<p>TELO2 KIAA0683 ENSG00000100726</p> <p>Query seq. </p> <p>... No conserved domains have been identified for this query sequence ...</p>	48	0%	Both	No		
IPI00029754	<p>MLH1 DNA mismatch repair protein Mlh1 ENSG00000076242</p> <p>Query seq. </p> <p>Specific hits <b>MutL</b></p> <p>Superfamilies <b>MutL super</b></p>	43	0%	Both	Yes (10)		
IPI00292753	<p>GAPVD1 GTPase activating protein and VPS9 domains 1 ENSG00000165219</p> <p>Query seq. </p> <p>Specific hits <b>RasGAP</b></p> <p>Superfamilies <b>RasGAP super</b></p>	97	0%	Both	Yes (8)	DLPD1112	
IPI00304577	<p>AP2A1 Isoform A of AP-2 complex subunit alpha-1 ENSG00000196961</p> <p>Query seq. </p> <p>Superfamilies <b>Adaptin_N</b></p>	64	0%	Both	No		
IPI00386516	<p>KIAA0174 KIAA0174 protein ENSG00000182149</p> <p>Query seq. </p> <p>Superfamilies <b>DUF292 superfamily</b></p>	37	0%	Both	Yes (10)	DLID197	
IPI00555719	<p>SATB1 Special AT-rich sequence binding protein 1 variant (Fragment) ENSG00000182568</p> <p>Query seq. </p> <p>Superfamilies <b>DUF superfamily</b></p>	50	0%	Both	Yes (10)		


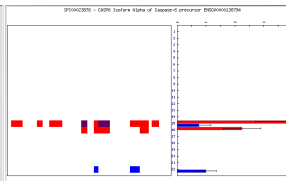
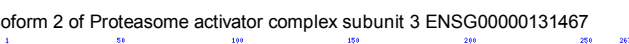
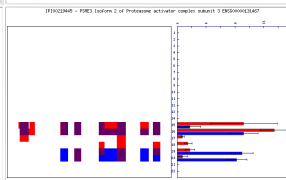

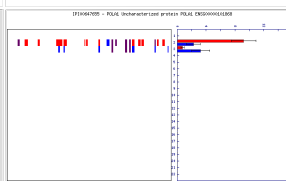
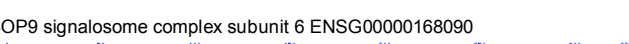
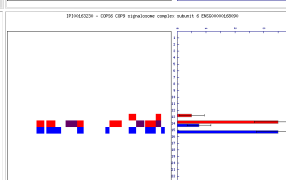
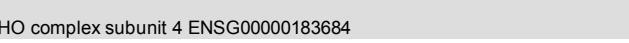
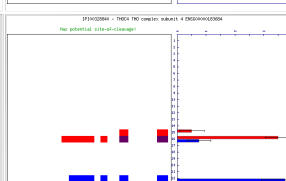
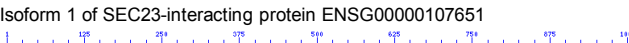
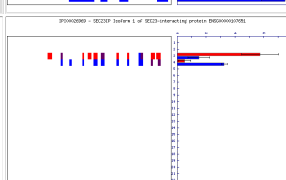

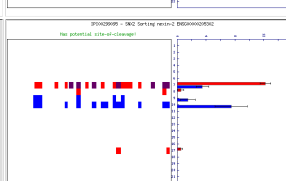

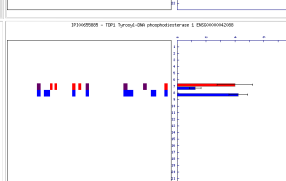
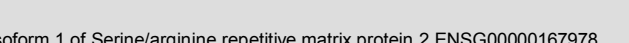
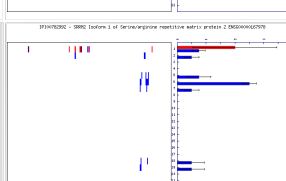

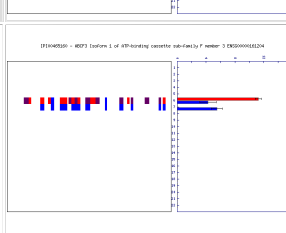
<p>IPI00029822</p>	<p>SMARCA4 SMARCA4 isoform 2 ENSG00000127616</p>  <p>Query seq. </p> <p>Specific hits: DEXHC, NELTC</p> <p>Superfamilies: DEXHC superfamily, NELTC superfamily</p> <p>Multi-domains: SNF2_N</p>	<p>58</p>	<p>0%</p>	<p>Both</p>	<p>No</p>	
<p>IPI00013160</p>	<p>LGTN Isoform 1 of Ligatin ENSG00000143486</p>  <p>Query seq. </p> <p>Specific hits: COG2016, SULF1 superfamily</p> <p>Superfamilies: COG2016 superfamily, SULF1 superfamily</p> <p>Multi-domains: COG2016</p>	<p>34</p>	<p>0%</p>	<p>Both</p>	<p>No</p>	
<p>IPI00744648</p>	<p>SPAG9 Isoform 1 of C-jun-amino-terminal kinase-interacting protein 4 ENSG00000008294</p>  <p>Query seq. </p> <p>Multi-domains: Smc</p>	<p>122</p>	<p>2.5%</p>	<p>Both</p>	<p>No</p>	
<p>IPI00607554</p>	<p>USP47 Isoform 1 of Ubiquitin carboxyl-terminal hydrolase 47 ENSG00000170242</p>  <p>Query seq. </p> <p>Specific hits: peptidase_C19C</p> <p>Superfamilies: Peptidase_C19 superfamily</p>	<p>91</p>	<p>6.5%</p>	<p>Both</p>	<p>No</p>	
<p>IPI00301051</p>	<p>NHLRC2 NHL repeat-containing protein 2 ENSG00000196865</p>  <p>Query seq. </p> <p>Specific hits: TIR1-like_D102-like</p> <p>Superfamilies: TIR1-like superfamily</p>	<p>45</p>	<p>7.4%</p>	<p>Both</p>	<p>No</p>	
<p>IPI00641659</p>	<p>ROCK1 158 kDa protein ENSG00000067900</p>  <p>Query seq. </p> <p>Specific hits: S_TKc, ROCK1</p> <p>Superfamilies: S_TKc superfamily, S_TKc</p> <p>Multi-domains: S_TKc, Smc</p>	<p>134</p>	<p>13.7%</p>	<p>Both</p>	<p>Yes (10)</p>	
<p>IPI00478758</p>	<p>C10orf119 Uncharacterized protein C10orf119 ENSG00000197771</p>  <p>Query seq. </p> <p>... No conserved domains have been identified for this query sequence ...</p>	<p>51</p>	<p>13.7%</p>	<p>Both</p>	<p>No</p>	<p>DERD282</p> 
<p>IPI00402008</p>	<p>SAPS1 SAPS1 protein ENSG00000105063</p>  <p>Query seq. </p> <p>Superfamilies: SAPS superfamily</p> <p>Multi-domains: PRK05648</p>	<p>42</p>	<p>14.2%</p>	<p>Both</p>	<p>No</p>	
<p>IPI00010252</p>	<p>TRIM33 Isoform Alpha of E3 ubiquitin-protein ligase TRIM33 ENSG00000197323</p>  <p>Query seq. </p> <p>Superfamilies: REXC superfamily</p> <p>Multi-domains: ERM domain super</p>	<p>55</p>	<p>15%</p>	<p>Both</p>	<p>No</p>	
<p>IPI00419979</p>	<p>PAK2 Serine/threonine-protein kinase PAK 2 ENSG00000180370</p>  <p>Query seq. </p> <p>Specific hits: S_TKc</p> <p>Superfamilies: S_TKc superfamily</p> <p>Multi-domains: S_TKc</p>	<p>162</p>	<p>17.1%</p>	<p>Both</p>	<p>Yes (10)</p>	<p>SHVD212</p> 

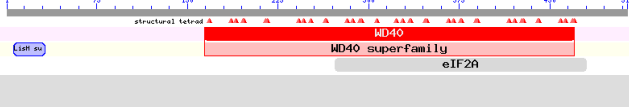
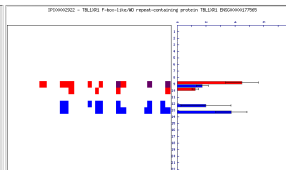
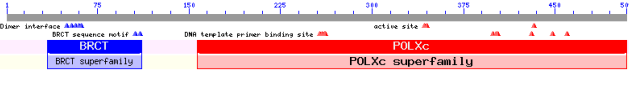
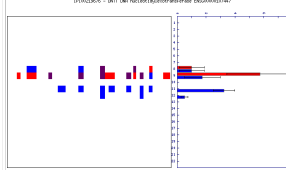
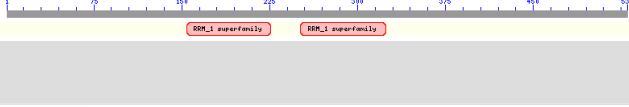
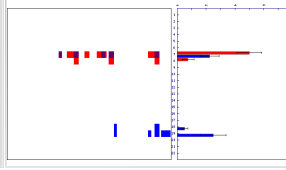
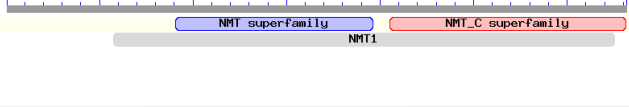
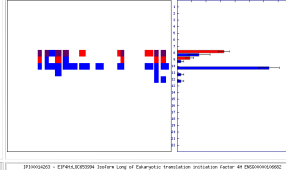
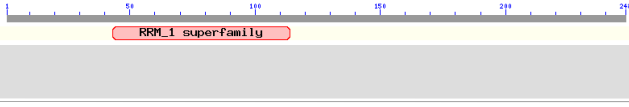
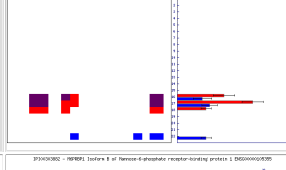
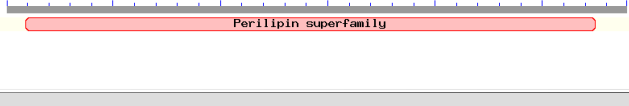
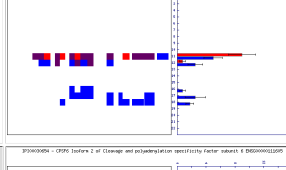

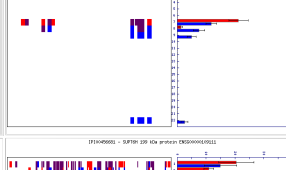
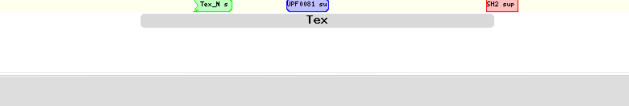

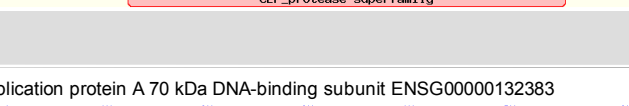
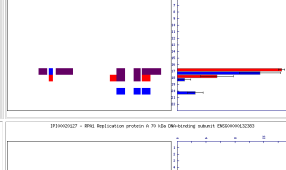


<p>IPI00785113</p>	<p>LRRFIP1 Isoform 1 of Leucine-rich repeat flightless-interacting protein 1 ENSG00000124831</p>  <p>Query seq. ... No conserved domains have been identified for this query sequence ...</p>	<p>125</p>	<p>19.1%</p>	<p>Both</p>	<p>No</p>		
<p>IPI00783378</p>	<p>UBE2O Uncharacterized protein UBE2O ENSG00000175931</p>  <p>Query seq. ...</p> <p>Specific hits: UBCC</p> <p>SuperFamilies: UBCC superfamily</p>	<p>159</p>	<p>21.4%</p>	<p>Both</p>	<p>No</p>	<p>ETPD438</p>	
<p>IPI00009771</p>	<p>LMNB2 Lamin-B2 ENSG00000176619</p>  <p>Query seq. ...</p> <p>SuperFamilies: IF_tail superfamily</p> <p>Multi-domains: Filament</p>	<p>74</p>	<p>23.0%</p>	<p>Both</p>	<p>Yes (10)</p>		
<p>IPI00170786</p>	<p>WBP11 WW domain-binding protein 11 ENSG00000084463</p>  <p>Query seq. ...</p> <p>SuperFamilies: Wb11 superfamily</p>	<p>49</p>	<p>28.5%</p>	<p>Both</p>	<p>No</p>		
<p>IPI00016621</p>	<p>AP2A2 AP-2 complex subunit alpha-2 ENSG00000183020</p>  <p>Query seq. ...</p> <p>SuperFamilies: alpha_adaptin_C_2a, alpha_adaptin_C_2b</p> <p>Multi-domains: Adaptin_N</p>	<p>70</p>	<p>29.2%</p>	<p>Both</p>	<p>No</p>	<p>VFSD690</p>	
<p>IPI00397904</p>	<p>NUP93 Nuclear pore complex protein Nup93 ENSG00000102900</p>  <p>Query seq. ...</p> <p>SuperFamilies: NIC superfamily</p>	<p>111</p>	<p>37.5%</p>	<p>Both</p>	<p>Yes (10)</p>	<p>DALD157</p>	
<p>IPI00433169</p>	<p>ARHGEF1 ARHGEF1 protein ENSG00000076928</p>  <p>Query seq. ...</p> <p>Specific hits: RhoGEF</p> <p>SuperFamilies: RGS superfamily, RhoGEF superfamily</p>	<p>114</p>	<p>38.4%</p>	<p>Both</p>	<p>No</p>	<p>LSLD314</p>	
<p>IPI00298935</p>	<p>JMJD1B Isoform 1 of JmjC domain-containing histone demethylation protein 2B ENSG00000120733</p>  <p>Query seq. ...</p> <p>SuperFamilies: JmJc core</p>	<p>112</p>	<p>38.4%</p>	<p>Both</p>	<p>No</p>		
<p>IPI00655754</p>	<p>UFD1L Isoform Long of Ubiquitin fusion degradation protein 1 homolog ENSG00000070010</p>  <p>Query seq. ...</p> <p>SuperFamilies: UFD1 superfamily</p> <p>Multi-domains: UFD1</p>	<p>34</p>	<p>40%</p>	<p>Both</p>	<p>No</p>		
<p>IPI00026940</p>	<p>NUP50 Nucleoporin 50 kDa ENSG00000093000</p>  <p>Query seq. ...</p> <p>Specific hits: RanBP</p> <p>SuperFamilies: NUP50 superfamily, PH-like superfamily</p>	<p>92</p>	<p>41.0%</p>	<p>Both</p>	<p>Yes (10)</p>		

<p>IPI00217975</p>	<p>LMNB1 Lamin-B1 ENSG00000113368</p>  <p>Query seq. Superfamilies Multi-domains</p>	<p>218</p>	<p>41.8%</p>	<p>Both</p>	<p>Yes (10)</p>		
<p>IPI00298520</p>	<p>ARCN1 Putative uncharacterized protein DKFZp686M09245 ENSG00000095139</p>  <p>Query seq. Superfamilies Multi-domains</p>	<p>100</p>	<p>45.1%</p>	<p>Both</p>	<p>No</p>		
<p>IPI00022820</p>	<p>GTF2B Transcription initiation factor IIB ENSG00000137947</p>  <p>Query seq. Specific hits Superfamilies Multi-domains</p>	<p>53</p>	<p>54.5%</p>	<p>Both</p>	<p>No</p>		
<p>IPI00024664</p>	<p>USP5 Isoform Long of Ubiquitin carboxyl-terminal hydrolase 5 ENSG00000111667</p>  <p>Query seq. Specific hits Superfamilies Multi-domains</p>	<p>181</p>	<p>55.7%</p>	<p>Both</p>	<p>No</p>	<p>DDLD768</p>	
<p>IPI00719680</p>	<p>AP3D1 Isoform 5 of AP-3 complex subunit delta-1 ENSG00000065000</p>  <p>Query seq. Superfamilies Multi-domains</p>	<p>106</p>	<p>56.8%</p>	<p>Both</p>	<p>No</p>		
<p>IPI00746657</p>	<p>U2AF2 Uncharacterized protein U2AF2 ENSG00000063244</p>  <p>Query seq. Superfamilies Multi-domains</p>	<p>166</p>	<p>59.5%</p>	<p>Both</p>	<p>Yes (10)</p>	<p>MTPD128</p>	
<p>IPI00026219</p>	<p>CPSF1 Cleavage and polyadenylation specificity factor subunit 1 ENSG00000071894</p>  <p>Query seq. Superfamilies Multi-domains</p>	<p>78</p>	<p>66.6%</p>	<p>Both</p>	<p>No</p>		
<p>IPI00747447</p>	<p>EIF3B 99 kDa protein ENSG00000106263</p>  <p>Query seq. Superfamilies Multi-domains</p>	<p>126</p>	<p>67.2%</p>	<p>Both</p>	<p>No</p>		
<p>IPI00220991</p>	<p>AP2B1 Putative uncharacterized protein DKFZp781K0743 ENSG00000006125</p>  <p>Query seq. Specific hits Superfamilies Multi-domains</p>	<p>204</p>	<p>68.7%</p>	<p>Both</p>	<p>No</p>		
<p>IPI00013452</p>	<p>EPRS glutamyl-prolyl tRNA synthetase ENSG00000136628</p>  <p>Query seq. Specific hits Superfamilies Multi-domains</p>	<p>218</p>	<p>70.3%</p>	<p>Both</p>	<p>Yes (8)</p>		

IPI00006167	<p>PPM1G Protein phosphatase 1G ENSG00000115241</p> <p>Query seq. </p> <p>Specific hits <b>PP2Cc</b></p> <p>Superfamilies <b>PP2Cc superfamily</b></p>	158	70.3%	Both	No		
IPI00000875	<p>EEF1G Elongation factor 1-gamma ENSG00000186676</p> <p>Query seq. </p> <p>Specific hits <b>GST_N_EF1Bgamma</b>, <b>GST_C_EFB1gamma</b></p> <p>Superfamilies <b>GST superfamily</b>, <b>GST_C_Family superfamily</b>, <b>EF1G superfamily</b></p> <p>Multi-domains <b>Gst</b></p>	309	71.4%	Both	No	EEMD264	
IPI00438229	<p>TRIM28 Isoform 1 of Transcription intermediary factor 1-beta ENSG00000130726</p> <p>Query seq. </p> <p>Specific hits <b>TRIM28</b></p> <p>Superfamilies <b>TRIM superfamily</b>, <b>BBC superfamily</b>, <b>TRIM superfamily</b>, <b>TRIM superfamily</b></p>	443	72.8%	Both	Yes (10)		
IPI00017451	<p>SF3A1 Splicing factor 3 subunit 1 ENSG00000099995</p> <p>Query seq. </p> <p>Specific hits <b>SF3A1</b></p> <p>Superfamilies <b>SF3A1 superfamily</b></p>	185	73.2%	Both	No		
IPI00794575	<p>DNM2 98 kDa protein ENSG00000079805</p> <p>Query seq. </p> <p>Specific hits <b>DNM2</b></p> <p>Superfamilies <b>DYN superfamily</b>, <b>Dynamain_M superfamily</b>, <b>PH-like superfamily</b>, <b>GED superfamily</b></p> <p>Multi-domains <b>Dynamain_N</b></p>	127	73.3%	Both	Yes (10)		
IPI00217952	<p>GFPT1 Isoform 1 of Glucosamine-fructose-6-phosphate aminotransferase [isomerizing] 1 ENSG00000198380</p> <p>Query seq. </p> <p>Specific hits <b>GFAT</b></p> <p>Superfamilies <b>Gn_AT_II superfamily</b>, <b>SIS_GlmS_GlmD_1</b>, <b>SIS_GlmS_GlmD_2</b></p> <p>Multi-domains <b>Aga5</b></p>	181	73.9%	Both	No		
IPI00031517	<p>MCM6 DNA replication licensing factor MCM6 ENSG00000076003</p> <p>Query seq. </p> <p>Specific hits <b>MCM6</b></p> <p>Superfamilies <b>MCM6 superfamily</b></p> <p>Multi-domains <b>MCM</b></p>	202	75%	Both	No		
IPI00477531	<p>DYNC1H1 532 kDa protein ENSG00000197102</p> <p>Query seq. </p> <p>Specific hits <b>DYNC1H1</b></p> <p>Superfamilies <b>DHC superfamily</b>, <b>DYN superfamily</b></p> <p>Multi-domains <b>DHC_N1</b>, <b>DYN1</b></p>	353	76.5%	Both	No		
IPI00016610	<p>PCBP1 Poly(rC)-binding protein 1 ENSG00000169564</p> <p>Query seq. </p> <p>Specific hits <b>PCBP1</b></p> <p>Superfamilies <b>KH-I superfamily</b>, <b>PCBP-like_KH</b>, <b>PCBP-like_KH</b>, <b>KH-I superfamily</b></p>	302	80.2%	Both	No	AGID261	
IPI00023344	<p>SYMPK Isoform 1 of Symplekin ENSG00000125755</p> <p>Query seq. </p> <p>Specific hits</p> <p>Superfamilies</p> <p>Multi-domains</p>	94	94.2%	Both	No		

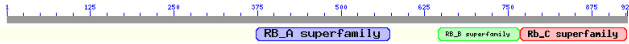
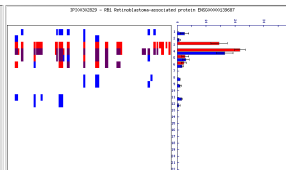

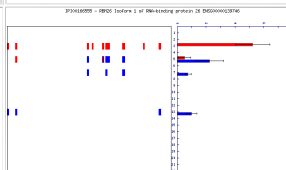
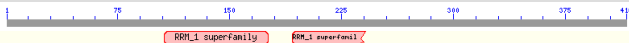


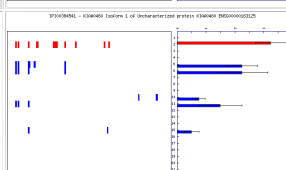

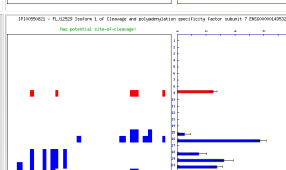

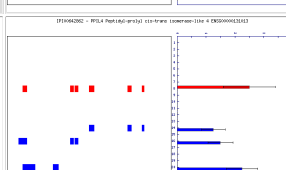

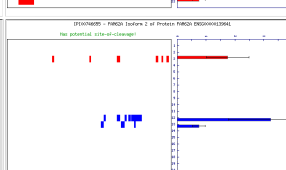

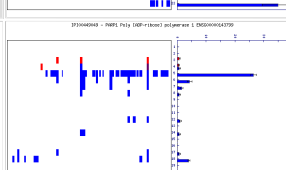
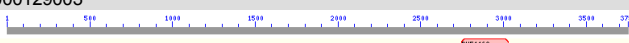


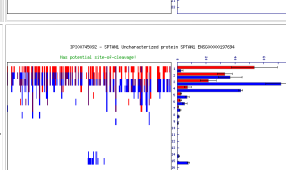
<p>IPI00455210</p>	<p><b>CHD4 Isoform 2 of Chromodomain-helicase-DNA-binding protein 4 ENSG0000011642</b></p> <p>Query seq. </p> <p>Specific hits: DEXHc, HELICc                  Superfamilies: DEXHc superfamily, HELICc superfamily                  Multi-domains: SNF2_N</p>	<p>246</p>	<p>98.4%</p>	<p>Both</p>	<p>No</p>	<p>EATD1234</p>	
<p>IPI00742905</p>	<p><b>DHX9 146 kDa protein ENSG00000135829</b></p> <p>Query seq. </p> <p>Specific hits: DEXHc, HELICc                  Superfamilies: DEXHc superfamily, HELICc superfamily                  Multi-domains: H2 superf, DUF1606 superf</p>	<p>201</p>	<p>100%</p>	<p>Both</p>	<p>Yes (10)</p>	<p>DTPD96</p>	
<p>IPI00033130</p>	<p><b>SAE1 SUMO-activating enzyme subunit 1 ENSG00000142230</b></p> <p>Query seq. </p> <p>Specific hits: Ros1_SUMO                  Superfamilies: E1_enzyme_family superfamily                  Multi-domains: E1_enzyme_family superfamily</p>	<p>177</p>	<p>100%</p>	<p>Both</p>	<p>No</p>	<p>DGPD193</p>	
<p>IPI00007812</p>	<p><b>ATP6V1B2 Vacuolar ATP synthase subunit B, brain isoform ENSG00000147416</b></p> <p>Query seq. </p> <p>Specific hits: V_0_ATPase_B                  Superfamilies: ABC_ATPase superfamily                  Multi-domains: NtpB, ATP-synth_ab_2 superfamily</p>	<p>150</p>	<p>100%</p>	<p>Both</p>	<p>No</p>	<p></p>	
<p>IPI00551024</p>	<p><b>DAK Dihydroxyacetone kinase ENSG00000149476</b></p> <p>Query seq. </p> <p>Specific hits: DAK1                  Superfamilies: DAK1 superfamily                  Multi-domains: DAK1, DAK2 superfamily</p>	<p>83</p>	<p>100%</p>	<p>Both</p>	<p>No</p>	<p></p>	
<p>IPI00036742</p>	<p><b>KIAA1429 hypothetical protein LOC25962 isoform 1 ENSG00000164944</b></p> <p>Query seq. </p> <p>... No conserved domains have been identified for this query sequence ...</p>	<p>66</p>	<p>100%</p>	<p>Both</p>	<p>No</p>	<p></p>	
<p>IPI00640085</p>	<p><b>UBR2 Isoform 1 of E3 ubiquitin-protein ligase UBR2 ENSG00000024048</b></p> <p>Query seq. </p> <p>Specific hits: FUB, E3UB                  Superfamilies: FUB, E3UB</p>	<p>36</p>	<p>0%</p>	<p>C-term</p>	<p>No</p>	<p></p>	
<p>IPI00328753</p>	<p><b>KTN1 Isoform 1 of Kinectin ENSG00000126777</b></p> <p>Query seq. </p> <p>Multi-domains: Smc</p>	<p>127</p>	<p>15.3%</p>	<p>C-term</p>	<p>Yes (10)</p>	<p></p>	
<p>IPI00016912</p>	<p><b>TTC1 Tetratricopeptide repeat protein 1 ENSG00000113312</b></p> <p>Query seq. </p> <p>Specific hits: TPR                  Superfamilies: TPR superfamily</p>	<p>31</p>	<p>15.7%</p>	<p>C-term</p>	<p>No</p>	<p></p>	
<p>IPI00853400</p>	<p><b>FKBP15 Isoform 1 of FK506-binding protein 15 ENSG00000119321</b></p> <p>Query seq. </p> <p>Specific hits: FKBP15 superfamily                  Superfamilies: FKBP15 superfamily                  Multi-domains: FKBP_C super, PRR1260, Smc, FKBP super, FKBP super</p>	<p>34</p>	<p>16.6%</p>	<p>C-term</p>	<p>No</p>	<p></p>	



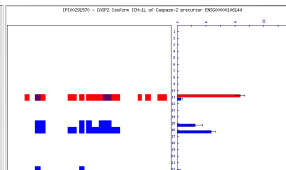






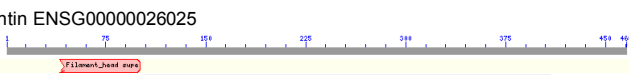

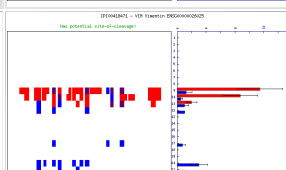
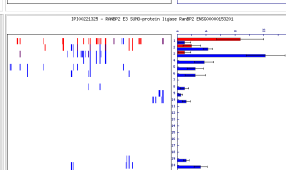
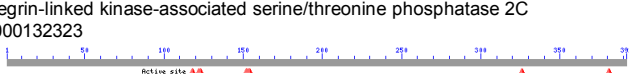

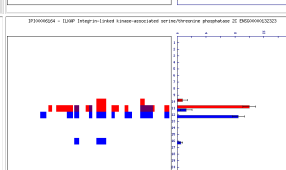
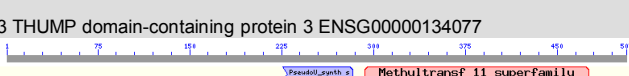

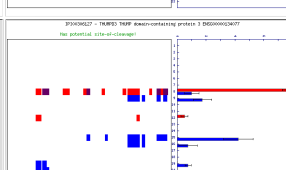
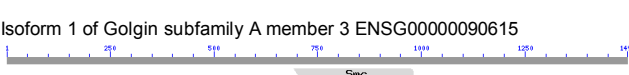




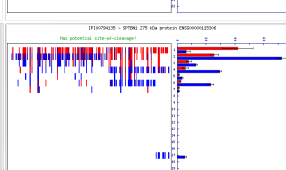


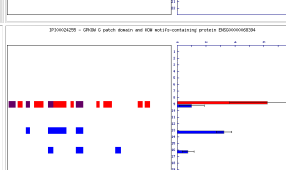
<p>IPI00023876</p>	<p>CASP6 Isoform Alpha of Caspase-6 precursor ENSG00000138794</p>  <p>Query seq. 50 100 150 200 250 290</p> <p>Specific hits: CASP6</p> <p>Superfamilies: CASP6 superfamily</p>	<p>32</p>	<p>18.7%</p>	<p>C-term</p>	<p>Yes (10)</p>	
<p>IPI00219445</p>	<p>PSME3 Isoform 2 of Proteasome activator complex subunit 3 ENSG00000131467</p>  <p>Query seq. 50 100 150 200 250 297</p> <p>Superfamilies: PA28_alpha superfamily, PA28_beta superfamily</p>	<p>223</p>	<p>18.9%</p>	<p>C-term</p>	<p>Yes (10)</p>	
<p>IPI00647655</p>	<p>POLA1 Uncharacterized protein POLA1 ENSG00000101868</p>  <p>Query seq. 250 500 750 1000 1250 1499</p> <p>Specific hits: POLBc</p> <p>Superfamilies: POLBc superfamily, DNA_pol_B</p> <p>Multi-domains: POLBc</p>	<p>61</p>	<p>21.0%</p>	<p>C-term</p>	<p>No</p>	
<p>IPI00163230</p>	<p>COPS6 COP9 signalosome complex subunit 6 ENSG00000168090</p>  <p>Query seq. 50 100 150 200 250 300 327</p> <p>Superfamilies: Nov34 superfamily</p>	<p>33</p>	<p>21.4%</p>	<p>C-term</p>	<p>Yes (7)</p>	
<p>IPI00328840</p>	<p>THOC4 THO complex subunit 4 ENSG00000183684</p>  <p>Query seq. 50 100 150 200 250 294</p> <p>Superfamilies: RRM_1 superfamily</p>	<p>34</p>	<p>21.4%</p>	<p>C-term</p>	<p>No</p>	<p>DLFD101</p> 
<p>IPI00026969</p>	<p>SEC23IP Isoform 1 of SEC23-interacting protein ENSG00000107651</p>  <p>Query seq. 125 250 375 500 625 750 875 1000</p> <p>Specific hits: SAM</p> <p>Superfamilies: DDHD superfamily</p>	<p>44</p>	<p>26.0%</p>	<p>C-term</p>	<p>No</p>	
<p>IPI00299095</p>	<p>SNX2 Sorting nexin-2 ENSG00000205302</p>  <p>Query seq. 50 100 150 200 250 300 350 400 450 500</p> <p>Superfamilies: Sorting nexin superfamily, PX superfamily, BAR superfamily</p>	<p>103</p>	<p>28.5%</p>	<p>C-term</p>	<p>No</p>	<p>VLSD84</p> 
<p>IPI00655885</p>	<p>TDP1 Tyrosyl-DNA phosphodiesterase 1 ENSG00000042088</p>  <p>Query seq. 100 200 300 400 500 600</p> <p>Superfamilies: Tyr-DNA_phospho superfamily</p>	<p>38</p>	<p>31.2%</p>	<p>C-term</p>	<p>No</p>	
<p>IPI00782992</p>	<p>SRRM2 Isoform 1 of Serine/arginine repetitive matrix protein 2 ENSG00000167978</p>  <p>Query seq. 500 1000 1500 2000 2500 2752</p> <p>... No conserved domains have been identified for this query sequence ...</p>	<p>32</p>	<p>37.5%</p>	<p>C-term</p>	<p>No</p>	
<p>IPI00465160</p>	<p>ABCF3 Isoform 1 of ATP-binding cassette sub-family F member 3 ENSG00000161204</p>  <p>Query seq. 100 200 300 400 500 600 700</p> <p>Specific hits: ABCF_EF-3</p> <p>Superfamilies: ABC_ATPase superfamily</p> <p>Multi-domains: ABC_ATPase superfamily, Uup</p>	<p>84</p>	<p>37.7%</p>	<p>C-term</p>	<p>No</p>	

<p>IPI0002922</p>	<p><b>TBL1XR1 F-box-like/WD repeat-containing protein TBL1XR1 ENSG00000177565</b></p>  <p>Query seq. 75 150 225 300 375 450 514</p> <p>Specific hits: BRCT superfamily, MD40 superfamily</p> <p>Superfamilies: MD40 superfamily</p> <p>Multi-domains: eIF2A</p>	<p>53</p>	<p>38.8%</p>	<p>C-term</p>	<p>No</p>	
<p>IPI00219676</p>	<p><b>DNTT DNA nucleotidylexotransferase ENSG00000107447</b></p>  <p>Query seq. 75 150 225 300 375 450 530</p> <p>Specific hits: BRCT superfamily, POLXc superfamily</p> <p>Superfamilies: POLXc superfamily</p>	<p>53</p>	<p>40.7%</p>	<p>C-term</p>	<p>No</p>	
<p>IPI00163505</p>	<p><b>RBM39 Isoform 1 of RNA-binding protein 39 ENSG00000131051</b></p>  <p>Query seq. 75 150 225 300 375 450 530</p> <p>Superfamilies: RRM_1 superfamily</p>	<p>44</p>	<p>45%</p>	<p>C-term</p>	<p>No</p>	<p>ERTD331</p> 
<p>IPI00749082</p>	<p><b>NMT1 57 kDa protein ENSG00000136448</b></p>  <p>Query seq. 75 150 225 300 375 450 490</p> <p>Superfamilies: NMT superfamily, NMT_C superfamily</p> <p>Multi-domains: NMT1</p>	<p>102</p>	<p>46.1%</p>	<p>C-term</p>	<p>No</p>	
<p>IPI00014263</p>	<p><b>EIF4H;LOC653994 Isoform Long of Eukaryotic translation initiation factor 4H ENSG00000106682</b></p>  <p>Query seq. 75 150 225 300 375 450 490</p> <p>Superfamilies: RRM_1 superfamily</p>	<p>66</p>	<p>53.8%</p>	<p>C-term</p>	<p>Yes (10)</p>	
<p>IPI00303882</p>	<p><b>M6PRBP1 Isoform B of Mannose-6-phosphate receptor-binding protein 1 ENSG00000105355</b></p>  <p>Query seq. 75 150 225 300 375 450 494</p> <p>Superfamilies: Perilipin superfamily</p>	<p>89</p>	<p>55.5%</p>	<p>C-term</p>	<p>No</p>	
<p>IPI00030654</p>	<p><b>CPSF6 Isoform 2 of Cleavage and polyadenylation specificity factor subunit 6 ENSG00000111605</b></p>  <p>Query seq. 75 150 225 300 375 450 500</p> <p>Superfamilies: RRM_1 superfamily</p> <p>Multi-domains: COG0724</p>	<p>79</p>	<p>55.8%</p>	<p>C-term</p>	<p>No</p>	<p>TDDED96</p> 
<p>IPI00456681</p>	<p><b>SUPT6H 199 kDa protein ENSG00000109111</b></p>  <p>Query seq. 250 500 750 1000 1250 1500 1720</p> <p>Specific hits: Tex_N n, GY1181 n, SH2 nce</p> <p>Superfamilies: Tex</p> <p>Multi-domains: Tex</p>	<p>290</p>	<p>67.4%</p>	<p>C-term</p>	<p>Yes (2)</p>	
<p>IPI00003870</p>	<p><b>CLPP Putative ATP-dependent Clp protease proteolytic subunit, mitochondrial precursor ENSG00000125656</b></p>  <p>Query seq. 75 150 225 300 375 450 500 577</p> <p>Superfamilies: CLP_protease superfamily</p>	<p>70</p>	<p>79.3%</p>	<p>C-term</p>	<p>No</p>	
<p>IPI00020127</p>	<p><b>RPA1 Replication protein A 70 kDa DNA-binding subunit ENSG00000132383</b></p>  <p>Query seq. 75 150 225 300 375 450 510 580 650</p> <p>Specific hits: RPA1N, RPA1_DBD_A, RPA1_DBD_B, RPA1_DBD_C</p> <p>Superfamilies: RPA2_DBF_family superfam, RPA2_DBF_family superfam, RPA2_DBF_family superfam, RPA2_DBF_family superfam</p>	<p>156</p>	<p>82.9%</p>	<p>C-term</p>	<p>No</p>	



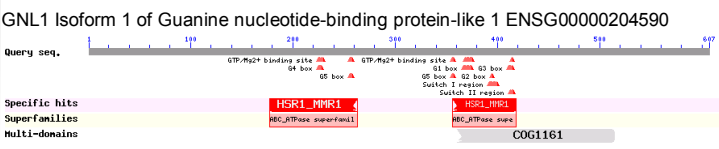
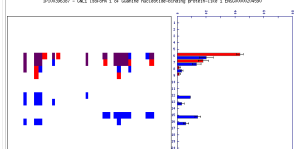
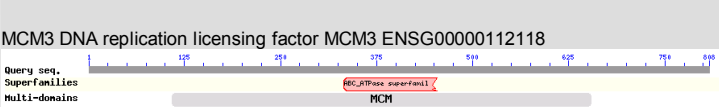
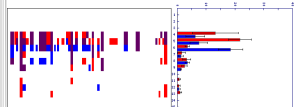
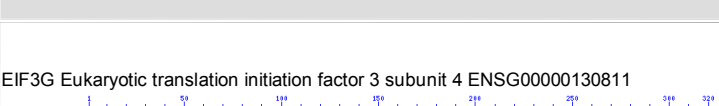



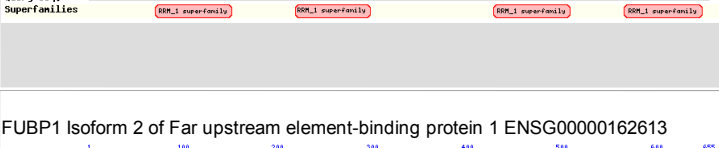

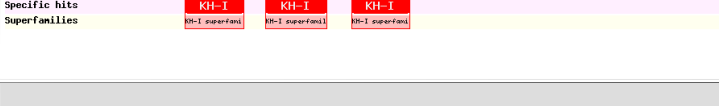



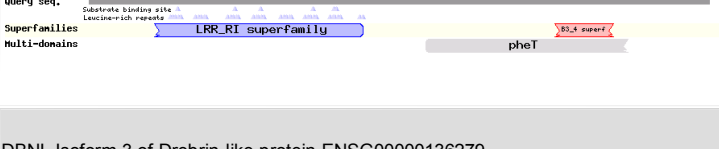


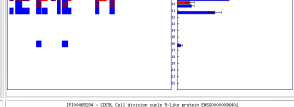




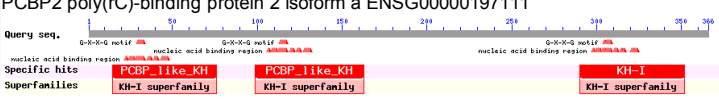

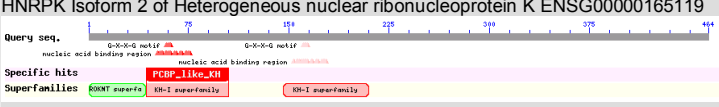

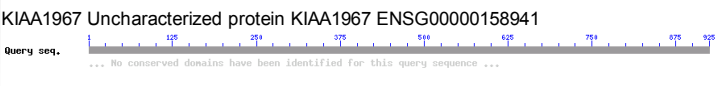

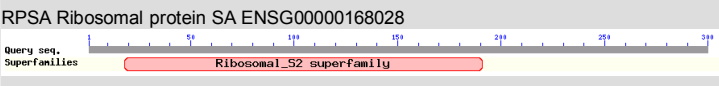
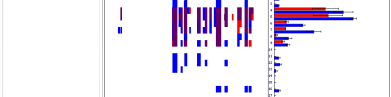
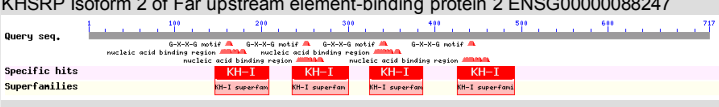
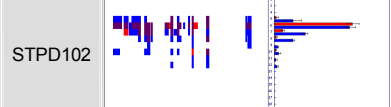


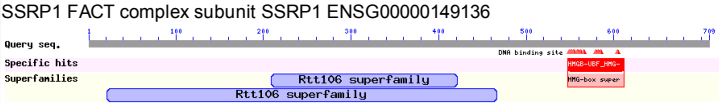

<p>IPI00783850</p>	<p><b>DDX42 Uncharacterized protein DDX42 ENSG00000198231</b></p> <p>Query seq. </p> <p>Specific hits: DEADc, HELICc                  Superfamilies: RBC_RTPase superfamily, HELICc superfamily                  Multi-domains: PRK01297</p>	<p>85</p>	<p>83.3%</p>	<p>C-term</p>	<p>No</p>	
<p>IPI00146935</p>	<p><b>DNM1L Isoform 1 of Dynamin-1-like protein ENSG00000087470</b></p> <p>Query seq. </p> <p>Specific hits: Dynamin_M superfamily                  Superfamilies: DYNc superfamily, Dynamin_N, GED superfamily                  Multi-domains: Dynamin_N</p>	<p>198</p>	<p>95.6%</p>	<p>C-term</p>	<p>Yes (8)</p>	
<p>IPI00465222</p>	<p><b>CHD3 chromodomain helicase DNA binding protein 3 isoform 3 ENSG00000170004</b></p> <p>Query seq. </p> <p>Specific hits: DEHc, HELICc                  Superfamilies: RBC_RTPase, HELICc, DUF188x, CHDc2 superfamily                  Multi-domains: SNF2_N</p>	<p>65</p>	<p>100%</p>	<p>C-term</p>	<p>Yes (8)</p>	
<p>IPI00744211</p>	<p><b>EIF4E2 Uncharacterized protein EIF4E2 ENSG00000135930</b></p> <p>Query seq. </p> <p>Specific hits: IF4E superfamily                  Superfamilies: IF4E superfamily                  Multi-domains: IF4E superfamily</p>	<p>37</p>	<p>100%</p>	<p>C-term</p>	<p>Yes (4)</p>	
<p>IPI00479946</p>	<p><b>STIP1 STIP1 protein ENSG00000168439</b></p> <p>Query seq. </p> <p>Specific hits: TPR                  Superfamilies: TPR superfamily, TPR superfamily, TPR superfamily, STI1 superfamily                  Multi-domains: COG4783</p>	<p>320</p>	<p>100%</p>	<p>C-term</p>	<p>No</p>	<p>KELD302</p>
<p>IPI00007074</p>	<p><b>YARS Tyrosyl-tRNA synthetase, cytoplasmic ENSG00000134684</b></p> <p>Query seq. </p> <p>Specific hits: TyrRS_core                  Superfamilies: nt_trans superfamily, tRNA_bind_EmpB-1-like, tRNA_bindingdomain superfamily</p>	<p>190</p>	<p>100%</p>	<p>C-term</p>	<p>No</p>	
<p>IPI00375144</p>	<p><b>ARS2 Uncharacterized protein ENSP00000314491 ENSG00000087087</b></p> <p>Query seq. </p> <p>Specific hits: ARS2 superfamily                  Superfamilies: ARS2 superfamily                  Multi-domains: ARS2 superfamily</p>	<p>174</p>	<p>100%</p>	<p>C-term</p>	<p>No</p>	
<p>IPI00012578</p>	<p><b>KPNA4 Importin subunit alpha-4 ENSG00000186432</b></p> <p>Query seq. </p> <p>Specific hits: ARM                  Superfamilies: IBB superfamily, ARM superfamily, ARM superfamily, ARM superfamily                  Multi-domains: SRP1</p>	<p>66</p>	<p>100%</p>	<p>C-term</p>	<p>No</p>	
<p>IPI00016532</p>	<p><b>C4orf27 Uncharacterized protein C4orf27 ENSG00000056050</b></p> <p>Query seq. </p> <p>Specific hits: No conserved domains identified for this query sequence ...</p>	<p>43</p>	<p>100%</p>	<p>C-term</p>	<p>No</p>	<p>FYYD111</p>
<p>IPI00002624</p>	<p><b>PLRG1 Isoform 1 of Pleiotropic regulator 1 ENSG00000171566</b></p> <p>Query seq. </p> <p>Specific hits: WD40                  Superfamilies: WD40 superfamily</p>	<p>32</p>	<p>100%</p>	<p>C-term</p>	<p>No</p>	

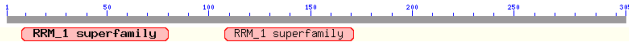
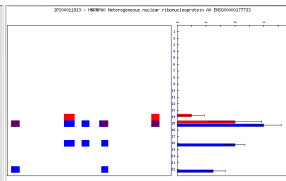

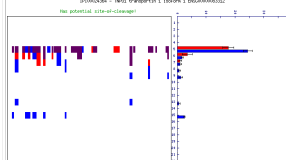

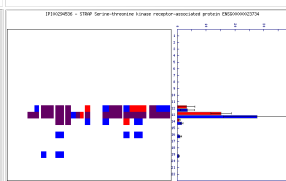

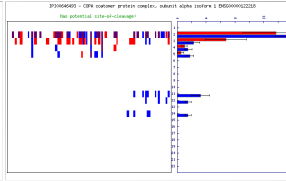

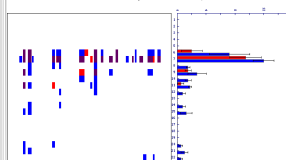

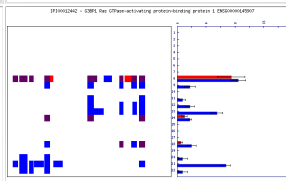

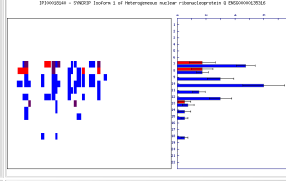
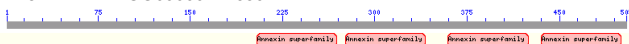
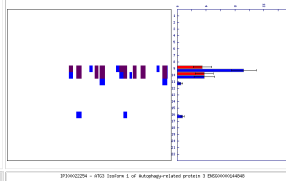

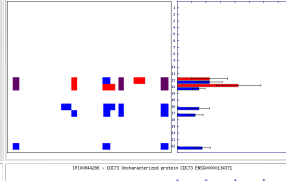

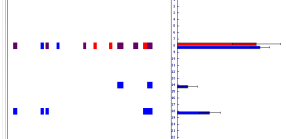
<p>IPI00302829</p>	<p><b>RB1 Retinoblastoma-associated protein ENSG00000139687</b></p> <p>Query seq. </p> <p>SuperFamilies <b>RB_A superfamily</b> <b>RB_B superfamily</b> <b>RB_C superfamily</b></p>	<p>279</p>	<p>0%</p>	<p>Multiple</p>	<p>Yes (10)</p>		
<p>IPI00166555</p>	<p><b>RBM26 Isoform 1 of RNA-binding protein 26 ENSG00000139746</b></p> <p>Query seq. </p> <p>SuperFamilies <b>RML1 superfamily</b></p>	<p>39</p>	<p>0%</p>	<p>Multiple</p>	<p>No</p>		
<p>IPI00025815</p>	<p><b>TARDBP TDP43 ENSG00000120948</b></p> <p>Query seq. </p> <p>SuperFamilies <b>RRM1 superfamily</b></p>	<p>37</p>	<p>0%</p>	<p>Multiple</p>	<p>Yes (10)</p>		
<p>IPI00384541</p>	<p><b>KIAA0460 Isoform 1 of Uncharacterized protein KIAA0460 ENSG00000163125</b></p> <p>Query seq. </p> <p>Specific hits <b>CID</b></p> <p>SuperFamilies <b>VHS domain</b></p>	<p>42</p>	<p>0%</p>	<p>Multiple</p>	<p>No</p>		
<p>IPI00550821</p>	<p><b>FLJ12529 Isoform 1 of Cleavage and polyadenylation specificity factor subunit 7 ENSG00000149532</b></p> <p>Query seq. </p> <p>SuperFamilies <b>RRM1 superfamily</b></p>	<p>74</p>	<p>0%</p>	<p>Multiple</p>	<p>No</p>	<p>DLID9, DQID29</p>	
<p>IPI00642862</p>	<p><b>PP1L4 Peptidyl-prolyl cis-trans isomerase-like 4 ENSG00000131013</b></p> <p>Query seq. </p> <p>Specific hits <b>cyclophilin_RRM</b></p> <p>SuperFamilies <b>cyclophilin superfamily</b> <b>RRM1 superfamily</b></p>	<p>33</p>	<p>0%</p>	<p>Multiple</p>	<p>No</p>	<p>DLPD232</p>	
<p>IPI00746655</p>	<p><b>FAM62A Isoform 2 of Protein FAM62A ENSG00000139641</b></p> <p>Query seq. </p> <p>Specific hits <b>C2</b></p> <p>SuperFamilies <b>C2 superfamily</b></p> <p>Multi-domains <b>COG5038</b></p>	<p>37</p>	<p>0%</p>	<p>Multiple</p>	<p>No</p>	<p>THVD972</p>	
<p>IPI00449049</p>	<p><b>PARP1 Poly [ADP-ribose] polymerase 1 ENSG00000143799</b></p> <p>Query seq. </p> <p>Specific hits <b>parp_like</b></p> <p>SuperFamilies <b>ADP_ribosyl superfamily</b></p>	<p>166</p>	<p>0%</p>	<p>Multiple</p>	<p>Yes (10)</p>		
<p>IPI00465428</p>	<p><b>VPS13C Isoform 1 of Vacuolar protein sorting-associated protein 13C ENSG00000129003</b></p> <p>Query seq. </p> <p>SuperFamilies <b>MRS6</b></p> <p>Multi-domains <b>MRS6</b></p>	<p>98</p>	<p>4.6%</p>	<p>Multiple</p>	<p>No</p>		
<p>IPI00745092</p>	<p><b>SPTAN1 Uncharacterized protein SPTAN1 ENSG00000197694</b></p> <p>Query seq. </p> <p>Specific hits <b>SPEC</b></p> <p>SuperFamilies <b>SPEC superfamily</b></p> <p>Multi-domains <b>SH3</b></p>	<p>1202</p>	<p>4.6%</p>	<p>Multiple</p>	<p>Yes (10)</p>	<p>DKGD1484</p>	


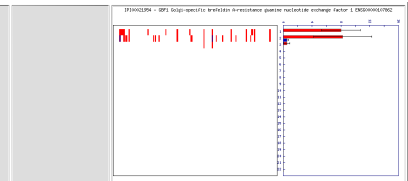
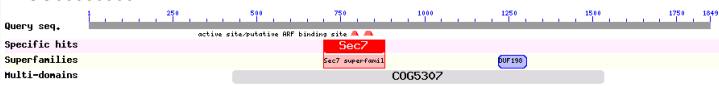
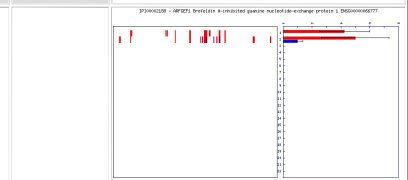

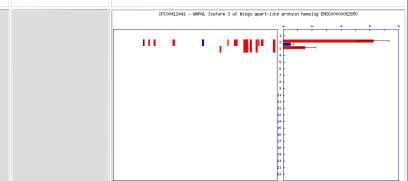

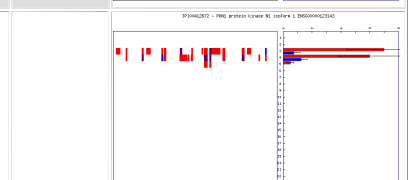
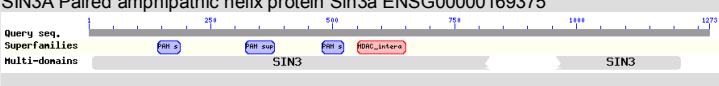
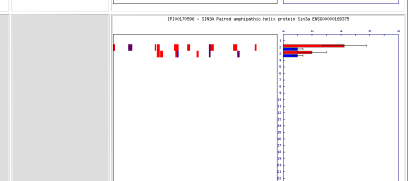
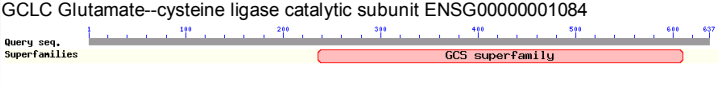
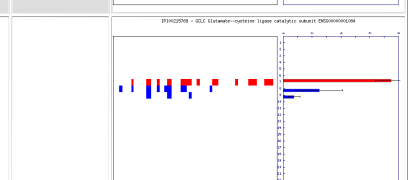
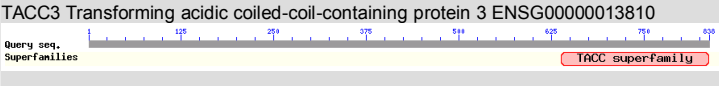

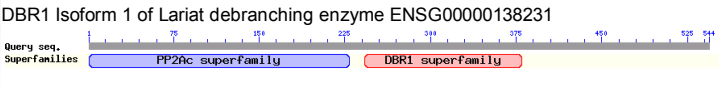
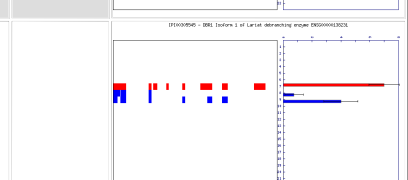
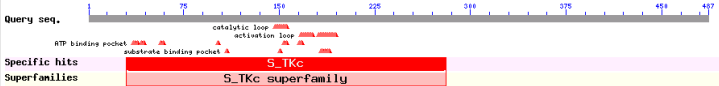
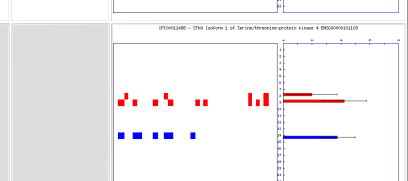
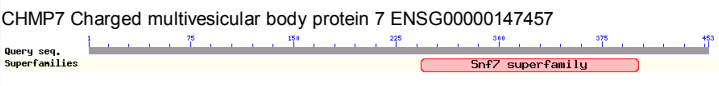
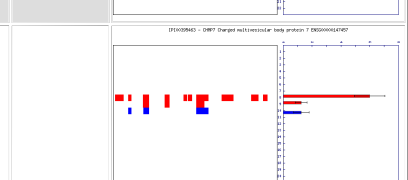
<p>IPI00291570</p>	<p>CASP2 Isoform ICH-1L of Caspase-2 precursor ENSG00000106144</p> <p>Query seq. </p> <p>Specific hits Superfamilies </p>	<p>68</p>	<p>5.7%</p>	<p>Multiple</p>	<p>Yes (10)</p>		
<p>IPI00073110</p>	<p>FYB FYN binding protein (FYB-120/130) isoform 1 ENSG00000182977</p> <p>Query seq. </p> <p>Superfamilies </p>	<p>65</p>	<p>5.8%</p>	<p>Multiple</p>	<p>Yes (1)</p>	<p>THSD447, DIAD822</p>	
<p>IPI00004671</p>	<p>GOLGB1 Golgin subfamily B member 1 ENSG00000173230</p> <p>Query seq. </p> <p>Multi-domains </p>	<p>71</p>	<p>8.5%</p>	<p>Multiple</p>	<p>Yes (8)</p>		
<p>IPI00418471</p>	<p>VIM Vimentin ENSG00000026025</p> <p>Query seq. </p> <p>Multi-domains </p>	<p>123</p>	<p>10.8%</p>	<p>Multiple</p>	<p>Yes (10)</p>	<p>DSVD85</p>	
<p>IPI00221325</p>	<p>RANBP2 E3 SUMO-protein ligase RanBP2 ENSG00000153201</p> <p>Submit Query</p>	<p>183</p>	<p>11.4%</p>	<p>Multiple</p>	<p>Yes (10)</p>		
<p>IPI00006164</p>	<p>ILKAP Integrin-linked kinase-associated serine/threonine phosphatase 2C ENSG00000132323</p> <p>Query seq. </p> <p>Specific hits Superfamilies </p>	<p>84</p>	<p>11.6%</p>	<p>Multiple</p>	<p>No</p>		
<p>IPI00306127</p>	<p>THUMPD3 THUMP domain-containing protein 3 ENSG00000134077</p> <p>Query seq. </p> <p>Multi-domains </p>	<p>71</p>	<p>12.5%</p>	<p>Multiple</p>	<p>No</p>	<p>SEQD496</p>	
<p>IPI00305267</p>	<p>GOLGA3 Isoform 1 of Golgin subfamily A member 3 ENSG00000090615</p> <p>Query seq. </p> <p>Multi-domains </p>	<p>148</p>	<p>13.4%</p>	<p>Multiple</p>	<p>Yes (10)</p>		
<p>IPI00794135</p>	<p>SPTBN1 275 kDa protein ENSG00000115306</p> <p>Query seq. </p> <p>Specific hits Superfamilies </p>	<p>963</p>	<p>14.8%</p>	<p>Multiple</p>	<p>Yes (10)</p>	<p>ETVD2148</p>	
<p>IPI00024255</p>	<p>GPKOW G patch domain and KOW motifs-containing protein ENSG00000068394</p> <p>Query seq. </p> <p>Superfamilies </p>	<p>51</p>	<p>16%</p>	<p>Multiple</p>	<p>Yes (10)</p>		

<p>IPI00294962</p>	<p>SH3KBP1 Isoform 1 of SH3 domain-containing kinase-binding protein 1 ENSG00000147010</p> <p>Query seq. </p> <p>Specific hits SH3</p> <p>Superfamilies SH3 superfamily</p>	<p>43</p>	<p>19.2%</p>	<p>Multiple</p>	<p>No</p>	<p>DIFD508</p>	
<p>IPI00748353</p>	<p>WDHD1 126 kDa protein ENSG00000198554</p> <p>Query seq. </p> <p>Specific hits HD-box</p> <p>Superfamilies HD-box</p>	<p>89</p>	<p>19.6%</p>	<p>Multiple</p>	<p>No</p>		
<p>IPI00299254</p>	<p>EIF5B Eukaryotic translation initiation factor 5B ENSG00000158417</p> <p>Query seq. </p> <p>Specific hits IF2_eIF5B</p> <p>Superfamilies eIF5B superfamily</p> <p>Multi-domains PRK04004</p>	<p>184</p>	<p>21.7%</p>	<p>Multiple</p>	<p>No</p>	<p>VTVD288</p>	
<p>IPI00646377</p>	<p>EIF4G3 Isoform 1 of Eukaryotic translation initiation factor 4 gamma 3 ENSG00000075151</p> <p>Query seq. </p> <p>Superfamilies eIF4G superfamily</p>	<p>93</p>	<p>25.9%</p>	<p>Multiple</p>	<p>Yes (10)</p>		
<p>IPI00397834</p>	<p>URP2 Isoform 1 of Unc-112-related protein 2 ENSG00000149781</p> <p>Query seq. </p> <p>Superfamilies FERM superfamily, PH-like superfamily</p> <p>Multi-domains B41</p>	<p>335</p>	<p>30%</p>	<p>Multiple</p>	<p>Yes (10)</p>	<p>DDL324</p>	
<p>IPI00221106</p>	<p>SF3B2 splicing factor 3B subunit 2 ENSG00000087365</p> <p>Query seq. </p> <p>Superfamilies SF3B2 superfamily</p>	<p>59</p>	<p>30.3%</p>	<p>Multiple</p>	<p>Yes (10)</p>	<p>EAMD777, DFSD863</p>	
<p>IPI00009315</p>	<p>ACBD3 Golgi resident protein GCP60 ENSG00000182827</p> <p>Query seq. </p> <p>Superfamilies GCP60 superfamily</p>	<p>36</p>	<p>30.7%</p>	<p>Multiple</p>	<p>Yes (5)</p>	<p>VSVD15</p>	
<p>IPI00220365</p>	<p>EIF4G1 EIF4G1 variant protein (Fragment) ENSG00000114867</p> <p>Query seq. </p> <p>Superfamilies eIF4G superfamily</p>	<p>579</p>	<p>31.9%</p>	<p>Multiple</p>	<p>Yes (10)</p>		
<p>IPI00028275</p>	<p>CKAP5 Cytoskeleton-associated protein 5 ENSG00000175216</p> <p>Query seq. </p> <p>... No conserved domains have been identified for this query sequence ...</p>	<p>201</p>	<p>37.0%</p>	<p>Multiple</p>	<p>No</p>	<p>IEND1495</p>	
<p>IPI00293845</p>	<p>RIF1 Uncharacterized protein RIF1 ENSG00000080345</p> <p>Query seq. </p> <p>... No conserved domains have been identified for this query sequence ...</p>	<p>72</p>	<p>38.8%</p>	<p>Multiple</p>	<p>No</p>		

IPI00002255	<p><b>LRBA Lipopolysaccharide-responsive and beige-like anchor protein ENSG00000198589</b></p> <p>Query seq. </p>	76	40.5%	Multiple	No	
IPI00396387	<p><b>GNL1 Isoform 1 of Guanine nucleotide-binding protein-like 1 ENSG00000204590</b></p> <p>Query seq. </p>	534	46.5%	Multiple	Yes (10)	
IPI00013214	<p><b>MCM3 DNA replication licensing factor MCM3 ENSG00000112118</b></p> <p>Query seq. </p>	358	47.1%	Multiple	Yes (10)	
IPI00290460	<p><b>EIF3G Eukaryotic translation initiation factor 3 subunit 4 ENSG00000130811</b></p> <p>Query seq. </p>	91	50%	Multiple	Yes (6)	
IPI00183626	<p><b>PTBP1 polypyrimidine tract-binding protein 1 isoform a ENSG00000011304</b></p> <p>Query seq. </p>	372	51.4%	Multiple	Yes (10)	
IPI00644386	<p><b>FUBP1 Isoform 2 of Far upstream element-binding protein 1 ENSG00000162613</b></p> <p>Query seq. </p>	149	55.1%	Multiple	No	HHGD181 
IPI00020991	<p><b>CDKN2AIP CDNA FLJ20036 fis, clone COL00219 ENSG00000168564</b></p> <p>Query seq. </p>	47	61.9%	Multiple	No	
IPI00170935	<p><b>LRRC47 Leucine-rich repeat-containing protein 47 ENSG00000130764</b></p> <p>Query seq. </p>	50	64.2%	Multiple	No	
IPI00101968	<p><b>DBNL Isoform 3 of Drebrin-like protein ENSG00000136279</b></p> <p>Query seq. </p>	114	64.4%	Multiple	Yes (10)	
IPI00465294	<p><b>CDC5L Cell division cycle 5-like protein ENSG00000096401</b></p> <p>Query seq. </p>	36	66.6%	Multiple	No	


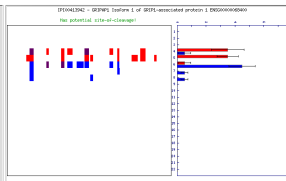

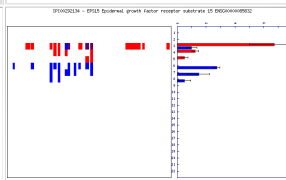

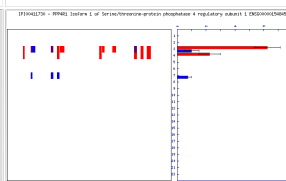

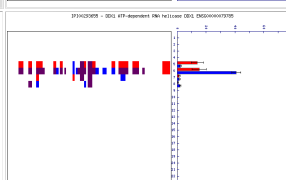
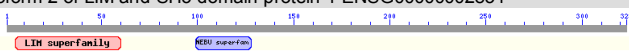
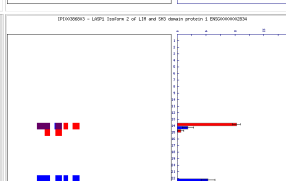






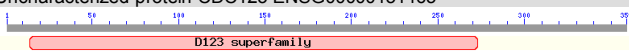
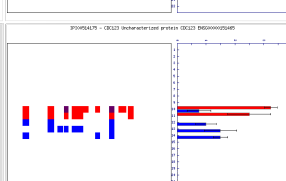

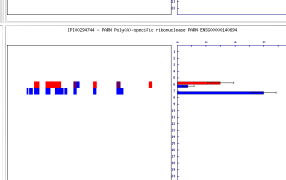
<p>IP100026337</p>	<p><b>RANBP3 Isoform 1 of Ran-binding protein 3 ENSG00000031823</b></p> 	<p>57</p>	<p>68.1%</p>	<p>Multiple</p>	<p>No</p>	
<p>IP100796337</p>	<p><b>PCBP2 poly(rC)-binding protein 2 isoform a ENSG00000197111</b></p> 	<p>411</p>	<p>70.1%</p>	<p>Multiple</p>	<p>No</p>	
<p>IP100216746</p>	<p><b>HNRPK Isoform 2 of Heterogeneous nuclear ribonucleoprotein K ENSG00000165119</b></p> 	<p>737</p>	<p>72.2%</p>	<p>Multiple</p>	<p>Yes (10)</p>	<p>LESD129</p> 
<p>IP100182757</p>	<p><b>KIAA1967 Uncharacterized protein KIAA1967 ENSG00000158941</b></p> 	<p>160</p>	<p>80%</p>	<p>Multiple</p>	<p>Yes (3)</p>	<p>TDTD496</p> 
<p>IP100413108</p>	<p><b>RPSA Ribosomal protein SA ENSG00000168028</b></p> 	<p>39</p>	<p>81.2%</p>	<p>Multiple</p>	<p>No</p>	
<p>IP100604620</p>	<p><b>NCL Isoform 1 of Nucleolin ENSG00000115053</b></p> 	<p>601</p>	<p>100%</p>	<p>Multiple</p>	<p>Yes (10)</p>	
<p>IP100855957</p>	<p><b>KHSRP Isoform 2 of Far upstream element-binding protein 2 ENSG00000088247</b></p> 	<p>350</p>	<p>100%</p>	<p>Multiple</p>	<p>Yes (10)</p>	<p>STPD102</p> 
<p>IP100789551</p>	<p><b>MATR3 100 kDa protein ENSG00000015479</b></p> 	<p>169</p>	<p>100%</p>	<p>Multiple</p>	<p>Yes (10)</p>	<p>DETD681</p> 
<p>IP100216230</p>	<p><b>TMPO Lamina-associated polypeptide 2 isoform alpha ENSG00000120802</b></p> 	<p>89</p>	<p>100%</p>	<p>Multiple</p>	<p>Yes (10)</p>	<p>EERD441</p> 
<p>IP100005154</p>	<p><b>SSRP1 FACT complex subunit SSRP1 ENSG00000149136</b></p> 	<p>59</p>	<p>100%</p>	<p>Multiple</p>	<p>Yes (10)</p>	


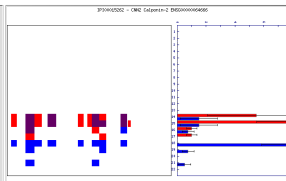
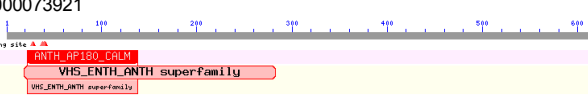
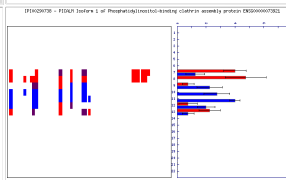

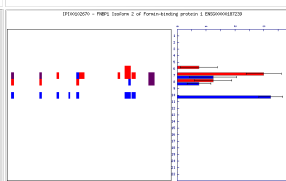

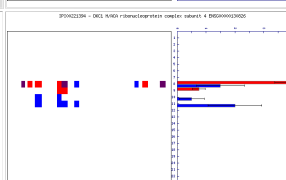

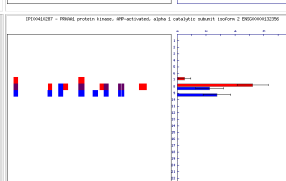
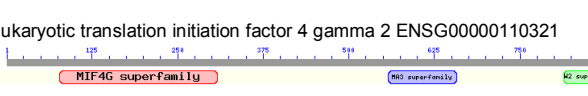
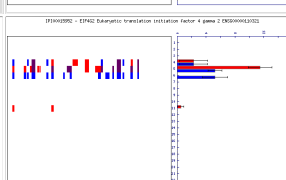

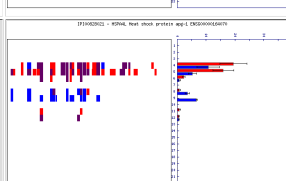
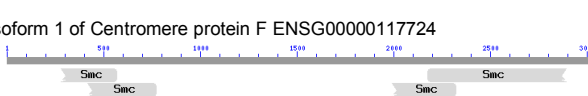
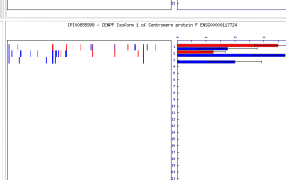

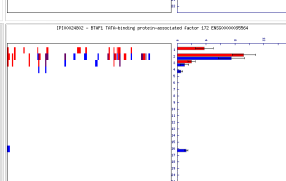
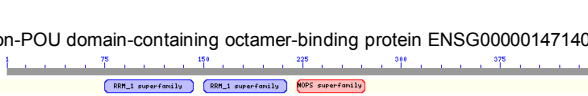
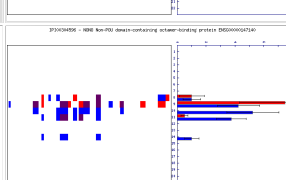
IPI00011913	<p><b>HNRNPA0</b> Heterogeneous nuclear ribonucleoprotein A0 ENSG00000177733</p> <p>Query seq. </p> <p>Superfamilies <b>RRM_1 superfamily</b> <b>RRM_1 superfamily</b></p>	35	100%	Multiple	Yes (10)		
IPI00024364	<p><b>TNPO1</b> transportin 1 isoform 1 ENSG00000083312</p> <p>Query seq. </p> <p>Specific hits <b>RRM</b></p> <p>Superfamilies <b>RRM superfamily</b> <b>RRM superfamily</b></p> <p>Multi-domains <b>KAP95</b></p>	218	100%	Multiple	No		
IPI00294536	<p><b>STRAP</b> Serine-threonine kinase receptor-associated protein ENSG00000023734</p> <p>Query seq. </p> <p>Specific hits <b>WD40</b></p> <p>Superfamilies <b>WD40 superfamily</b></p>	214	100%	Multiple	No		
IPI00646493	<p><b>COPA</b> coatomer protein complex, subunit alpha isoform 1 ENSG00000122218</p> <p>Query seq. </p> <p>Specific hits <b>WD40</b></p> <p>Superfamilies <b>WD40 superfamily</b> <b>COPI_C superfamily</b></p> <p>Multi-domains <b>Coatomer_WD40</b></p>	198	100%	Multiple	No	PELD902	
IPI00171903	<p><b>HNRPM</b> Isoform 1 of Heterogeneous nuclear ribonucleoprotein M ENSG00000099783</p> <p>Query seq. </p> <p>Superfamilies <b>RRM_1 superfamily</b> <b>RRM_1 superfamily</b> <b>RRM_1 superfamily</b></p>	180	100%	Multiple	No		
IPI00012442	<p><b>G3BP1</b> Ras GTPase-activating protein-binding protein 1 ENSG00000145907</p> <p>Query seq. </p> <p>Specific hits <b>NTF2</b></p> <p>Superfamilies <b>NTF2_like superfamily</b> <b>RRM_1 superfamily</b></p>	157	100%	Multiple	No		
IPI00018140	<p><b>SYNCRIP</b> Isoform 1 of Heterogeneous nuclear ribonucleoprotein Q ENSG00000135316</p> <p>Query seq. </p> <p>Superfamilies <b>RRM_1 superfamily</b> <b>RRM_1 superfamily</b> <b>RRM_1 superfamily</b></p>	105	100%	Multiple	No		
IPI00414320	<p><b>ANXA11</b> Annexin A11 ENSG00000122359</p> <p>Query seq. </p> <p>Superfamilies <b>Annexin superfamily</b> <b>Annexin superfamily</b> <b>Annexin superfamily</b> <b>Annexin superfamily</b></p>	81	100%	Multiple	No		
IPI00022254	<p><b>ATG3</b> Isoform 1 of Autophagy-related protein 3 ENSG00000144848</p> <p>Query seq. </p> <p>Superfamilies <b>Autophagy_N superfamily</b> <b>Autophagy_C superfamily</b></p>	59	100%	Multiple	No	DDGD104	
IPI00844286	<p><b>CDC73</b> Uncharacterized protein CDC73 ENSG00000134371</p> <p>Query seq. </p> <p>Superfamilies <b>CDC73 superfamily</b></p>	57	100%	Multiple	No		



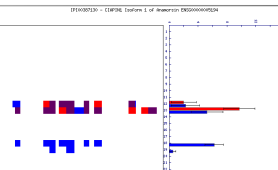
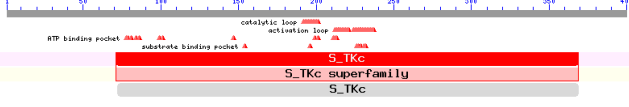

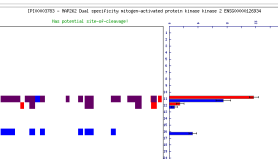
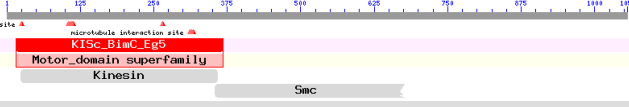

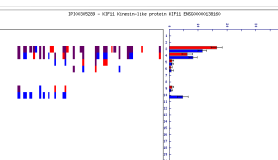
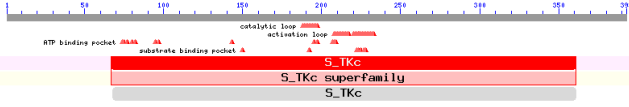

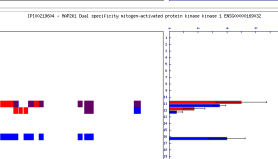



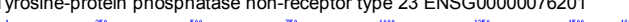

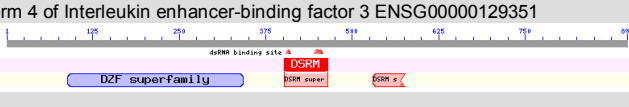
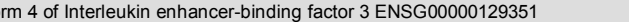
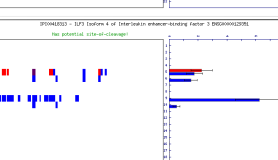


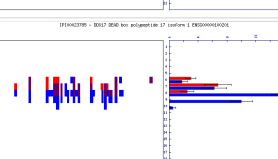
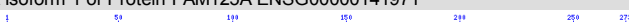
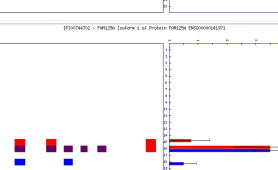
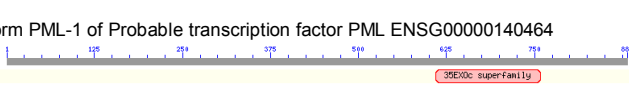

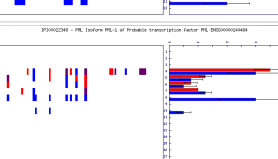
<p>IPI00021954</p>	<p><b>GBF1 Golgi-specific brefeldin A-resistance guanine nucleotide exchange factor 1</b> ENSG00000107862</p>  <p>Query seq. active site/substrate RFP binding site                  Specific hits Sec7                  Superfamilies Sec7 superfamily                  Multi-domains COG5307</p>	<p>69</p>	<p>0%</p>	<p>None</p>	<p>No</p>	
<p>IPI00002188</p>	<p><b>ARFGEF1 Brefeldin A-inhibited guanine nucleotide-exchange protein 1</b> ENSG00000066777</p>  <p>Query seq. active site/substrate RFP binding site                  Specific hits Sec7                  Superfamilies Sec7 superfamily                  Multi-domains COG5307</p>	<p>41</p>	<p>0%</p>	<p>None</p>	<p>No</p>	
<p>IPI00412441</p>	<p><b>WAPAL Isoform 3 of Wings apart-like protein homolog</b> ENSG00000062650</p>  <p>Query seq.                  Superfamilies MAPL superfamily</p>	<p>33</p>	<p>8%</p>	<p>None</p>	<p>No</p>	
<p>IPI00412672</p>	<p><b>PKN1 protein kinase N1 isoform 1</b> ENSG00000123143</p>  <p>Query seq. RhoG binding region 1, RhoG binding region 2, pseudosubstrate binding site, RhoG binding region 3, RhoG binding region 4, active site, RHP binding site, substrate binding site, activation loop, term. motif phosphorylation site                  Specific hits FHL1                  Superfamilies FHL1 superfamily, S_TKc superfamily                  Multi-domains S_TKc</p>	<p>62</p>	<p>10.7%</p>	<p>None</p>	<p>Yes (10)</p>	
<p>IPI00170596</p>	<p><b>SIN3A Paired amphipathic helix protein Sin3a</b> ENSG00000169375</p>  <p>Query seq.                  Superfamilies SIN3                  Multi-domains SIN3</p>	<p>30</p>	<p>11.7%</p>	<p>None</p>	<p>No</p>	
<p>IPI00215768</p>	<p><b>GCLC Glutamate-cysteine ligase catalytic subunit</b> ENSG00000001084</p>  <p>Query seq.                  Superfamilies GCS superfamily</p>	<p>43</p>	<p>0%</p>	<p>N-term</p>	<p>Yes (10)</p>	
<p>IPI00002135</p>	<p><b>TACC3 Transforming acidic coiled-coil-containing protein 3</b> ENSG00000013810</p>  <p>Query seq.                  Superfamilies TACC superfamily</p>	<p>35</p>	<p>0%</p>	<p>N-term</p>	<p>No</p>	
<p>IPI00305545</p>	<p><b>DBR1 Isoform 1 of Lariat debranching enzyme</b> ENSG00000138231</p>  <p>Query seq.                  Superfamilies PP2Rc superfamily, DBR1 superfamily</p>	<p>47</p>	<p>0%</p>	<p>N-term</p>	<p>No</p>	
<p>IPI00011488</p>	<p><b>STK4 Isoform 1 of Serine/threonine-protein kinase 4</b> ENSG00000101109</p>  <p>Query seq. catalytic loop, activation loop, RHP binding pocket, substrate binding pocket                  Specific hits S_TKc                  Superfamilies S_TKc superfamily                  Multi-domains S_TKc</p>	<p>40</p>	<p>0%</p>	<p>N-term</p>	<p>Yes (10)</p>	
<p>IPI00395463</p>	<p><b>CHMP7 Charged multivesicular body protein 7</b> ENSG00000147457</p>  <p>Query seq.                  Superfamilies Snf7 superfamily</p>	<p>34</p>	<p>0%</p>	<p>N-term</p>	<p>No</p>	


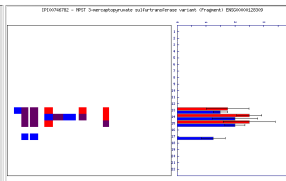

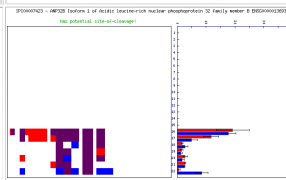

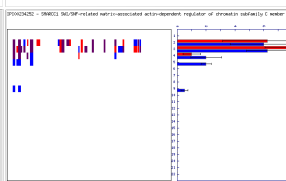

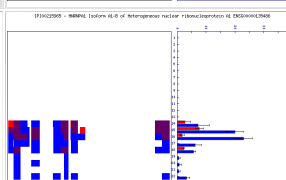

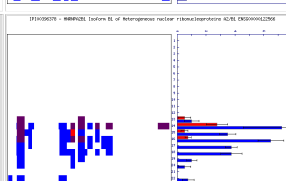
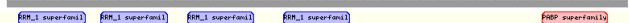
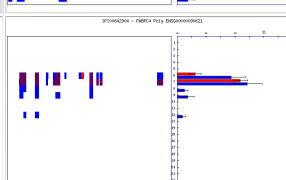



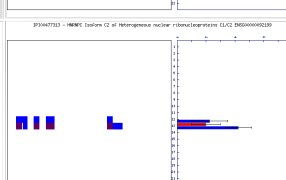

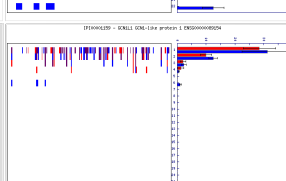

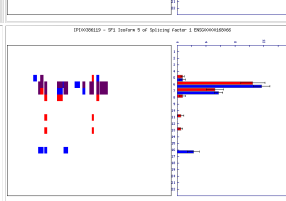


IPI00012773	<p><b>MTA1 Isoform Long of Metastasis-associated protein MTA1 ENSG00000182979</b></p> <p>Query seq. </p> <p>Specific hits <b>BAH_MTA</b></p> <p>Superfamilies <b>BAH superfamily</b></p>	42	0%	N-term	No	
IPI00396279	<p><b>CLASP1 Isoform 1 of CLIP-associated protein 1 ENSG00000074054</b></p> <p>Query seq. </p> <p>Superfamilies <b>CLASP</b></p>	37	0%	N-term	No	
IPI00299507	<p><b>NCAPH Condensin complex subunit 2 ENSG00000121152</b></p> <p>Query seq. </p> <p>Superfamilies <b>Barren superfamily</b></p>	30	0%	N-term	No	DFPD366 
IPI00003168	<p><b>PRPSAP2 Phosphoribosyl pyrophosphate synthetase-associated protein 2 ENSG00000141127</b></p> <p>Query seq. </p> <p>Superfamilies <b>Pribosyltran superfamily</b></p> <p>Multi-domains <b>PrsA</b></p>	36	0%	N-term	No	DLVD223 
IPI00479760	<p><b>AAK1 AP2 associated kinase 1 ENSG00000115977</b></p> <p>Query seq. </p> <p>Specific hits <b>S_TKc</b></p> <p>Superfamilies <b>S_TKc superfamily</b></p> <p>Multi-domains <b>S_TKc</b></p>	32	0%	N-term	No	
IPI00163849	<p><b>EPS15L1 Epidermal growth factor receptor substrate 15-like 1 ENSG00000127527</b></p> <p>Query seq. </p> <p>Specific hits <b>SH2</b>, <b>SH3</b>, <b>SH4</b>, <b>SH5</b></p> <p>Superfamilies <b>SH2 superfamily</b>, <b>SH3 superfamily</b>, <b>SH4 superfamily</b>, <b>SH5 superfamily</b></p> <p>Multi-domains <b>SH2</b>, <b>SH3</b>, <b>SH4</b>, <b>SH5</b></p>	44	0%	N-term	No	
IPI00022449	<p><b>DOCK2 Isoform 1 of Dedicator of cytokinesis protein 2 ENSG00000134516</b></p> <p>Query seq. </p> <p>Specific hits <b>SH3</b></p> <p>Superfamilies <b>SH3 superfamily</b></p>	61	3.9%	N-term	No	DQPD208 
IPI00215888	<p><b>SRP72 Signal recognition particle 72 kDa protein ENSG00000174780</b></p> <p>Query seq. </p> <p>Specific hits <b>TPR</b>, <b>TPR</b></p> <p>Superfamilies <b>TPR superfamily</b>, <b>TPR superfamily</b></p> <p>Multi-domains <b>PRK11788</b></p>	81	4.6%	N-term	Yes (10)	
IPI00376317	<p><b>EDC4 Isoform 1 of Enhancer of mRNA-decapping protein 4 ENSG00000038358</b></p> <p>Query seq. </p> <p>Superfamilies <b>MD40 superfamily</b></p>	105	12.6%	N-term	No	
IPI00183002	<p><b>PPP1R12A Isoform 1 of Protein phosphatase 1 regulatory subunit 12A ENSG00000058272</b></p> <p>Query seq. </p> <p>Specific hits <b>ANK</b>, <b>ANK</b>, <b>ANK</b></p> <p>Superfamilies <b>ANK superfamily</b>, <b>ANK superfamily</b>, <b>ANK superfamily</b></p>	72	13.8%	N-term	Yes (8)	



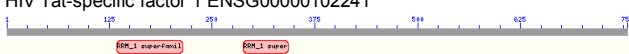
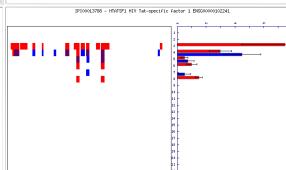

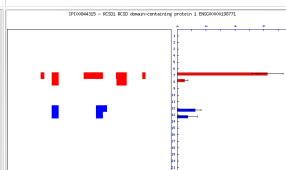

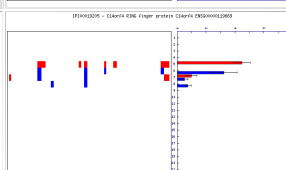

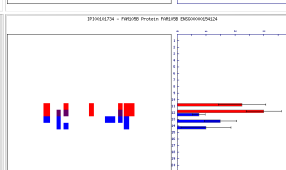

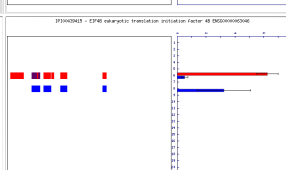

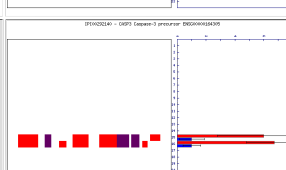

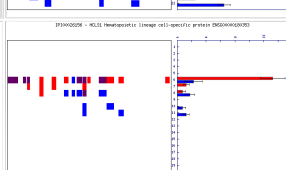
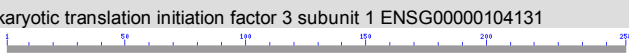
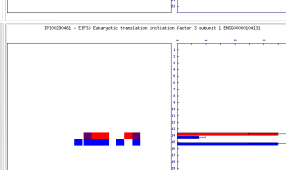
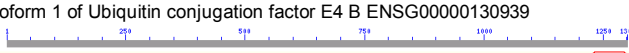

<p>IPI00413942</p>	<p><b>GRIPAP1 Isoform 1 of GRIP1-associated protein 1 ENSG00000068400</b></p> <p>Query seq. </p> <p>... No conserved domains have been identified for this query sequence ...</p>	<p>54</p>	<p>14.2%</p>	<p>N-term</p>	<p>Yes (10)</p>	<p>EERD579</p>	
<p>IPI00292134</p>	<p><b>EPS15 Epidermal growth factor receptor substrate 15 ENSG00000085832</b></p> <p>Query seq. </p> <p>Specific hits: EH, EH, EH</p> <p>SuperFamilies: EH superfamily, EH superfamily, EH superfamily</p> <p>Multi-domains: EH, EH, EH, Smc</p>	<p>57</p>	<p>14.8%</p>	<p>N-term</p>	<p>No</p>		
<p>IPI00411730</p>	<p><b>PPP4R1 Isoform 1 of Serine/threonine-protein phosphatase 4 regulatory subunit 1 ENSG00000154845</b></p> <p>Query seq. </p> <p>... No conserved domains have been identified for this query sequence ...</p>	<p>41</p>	<p>16%</p>	<p>N-term</p>	<p>No</p>		
<p>IPI00293655</p>	<p><b>DDX1 ATP-dependent RNA helicase DDX1 ENSG00000079785</b></p> <p>Query seq. </p> <p>Specific hits: HELIC_C</p> <p>SuperFamilies: REC_ATPase x, SPRY superfamily, REC_ATPase superfamily, HELIC superfamily</p>	<p>312</p>	<p>16.0%</p>	<p>N-term</p>	<p>Yes (10)</p>		
<p>IPI00386803</p>	<p><b>LASP1 Isoform 2 of LIM and SH3 domain protein 1 ENSG00000002834</b></p> <p>Query seq. </p> <p>SuperFamilies: LIM superfamily, SH3 superfamily</p>	<p>58</p>	<p>18.1%</p>	<p>N-term</p>	<p>Yes (10)</p>		
<p>IPI00291783</p>	<p><b>GEMIN5 Gem-associated protein 5 ENSG00000082516</b></p> <p>Query seq. </p> <p>SuperFamilies: WD40 superfamily, WD40 superfamily, GEM x</p>	<p>30</p>	<p>18.7%</p>	<p>N-term</p>	<p>No</p>		
<p>IPI00719725</p>	<p><b>SAPS3 Isoform 5 of SAPS domain family member 3 ENSG00000110075</b></p> <p>Query seq. </p> <p>SuperFamilies: SAPS superfamily</p>	<p>85</p>	<p>21.2%</p>	<p>N-term</p>	<p>No</p>		
<p>IPI00301609</p>	<p><b>NEK9 Serine/threonine-protein kinase Nek9 ENSG00000119638</b></p> <p>Query seq. </p> <p>Specific hits: 5_Tkc</p> <p>SuperFamilies: 5_Tkc superfamily</p> <p>Multi-domains: 5_Tkc, ATS1</p>	<p>42</p>	<p>22.7%</p>	<p>N-term</p>	<p>No</p>		
<p>IPI00514175</p>	<p><b>CDC123 Uncharacterized protein CDC123 ENSG00000151465</b></p> <p>Query seq. </p> <p>SuperFamilies: D123 superfamily</p>	<p>42</p>	<p>23.0%</p>	<p>N-term</p>	<p>No</p>		
<p>IPI00294744</p>	<p><b>PARN Poly(A)-specific ribonuclease PARN ENSG00000140694</b></p> <p>Query seq. </p> <p>Specific hits: PARN_RNH</p> <p>SuperFamilies: PARN superfamily, CAF1 superfamily, CAF1 superfamily, RNH superfamily</p>	<p>39</p>	<p>25%</p>	<p>N-term</p>	<p>No</p>		

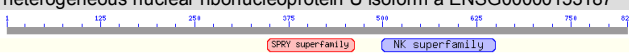

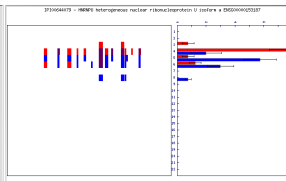

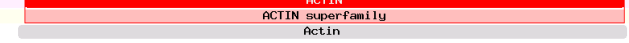


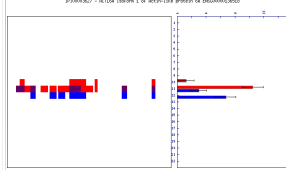

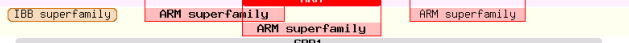
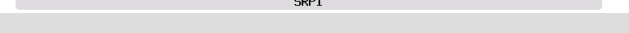

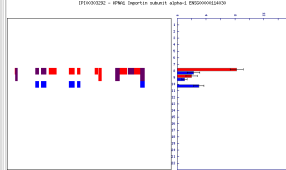

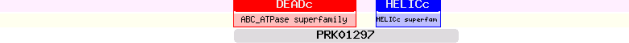


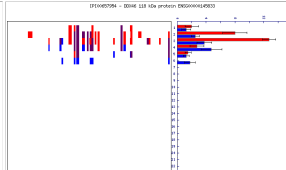



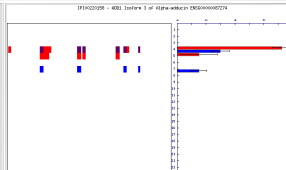

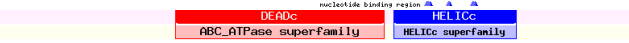

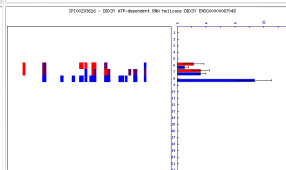
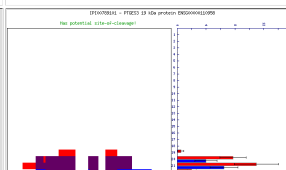

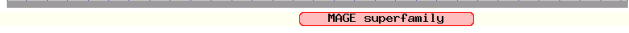
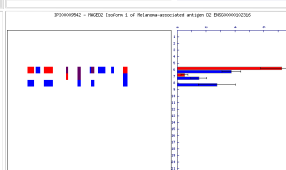

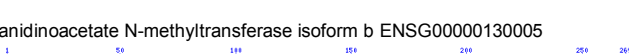

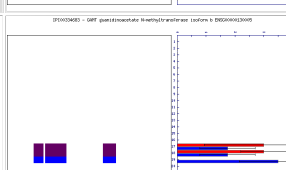
<p>IPI00015262</p>	<p><b>CNN2 Calponin-2 ENSG00000064666</b></p>  <p>Query seq.                   Specific hits <b>CH superfamily</b>                   Superfamilies <b>CH superfamily</b>                   Multi-domains <b>SCP1</b></p>	<p>113</p>	<p>27.2%</p>	<p>N-term</p>	<p>No</p>	
<p>IPI00290738</p>	<p><b>PICALM Isoform 1 of Phosphatidylinositol-binding clathrin assembly protein ENSG00000073921</b></p>  <p>Query seq.                   Specific hits <b>VHS_ENTH_ANTH superfamily</b>                   Superfamilies <b>VHS_ENTH_ANTH superfamily</b>                   Multi-domains</p>	<p>102</p>	<p>31.2%</p>	<p>N-term</p>	<p>Yes (10)</p>	
<p>IPI00102670</p>	<p><b>FNBP1 Isoform 2 of Formin-binding protein 1 ENSG00000187239</b></p>  <p>Query seq.                   Specific hits <b>FCH superfamily</b> <b>HRI superfamily</b> <b>SH3 superfamily</b>                   Superfamilies <b>FCH superfamily</b> <b>HRI superfamily</b> <b>SH3 superfamily</b>                   Multi-domains</p>	<p>41</p>	<p>33.3%</p>	<p>N-term</p>	<p>No</p>	
<p>IPI00221394</p>	<p><b>DKC1 H/ACA ribonucleoprotein complex subunit 4 ENSG00000130826</b></p>  <p>Query seq.                   Specific hits <b>PseudoU_synth_HDuskerin</b> <b>PUK superfamily</b>                   Superfamilies <b>PseudoU_synth superfamily</b> <b>PUK superfamily</b>                   Multi-domains <b>PRK04270</b></p>	<p>35</p>	<p>37.5%</p>	<p>N-term</p>	<p>Yes (10)</p>	
<p>IPI00410287</p>	<p><b>PRKAA1 protein kinase, AMP-activated, alpha 1 catalytic subunit isoform 2 ENSG00000132356</b></p>  <p>Query seq.                   Specific hits <b>S_TKc superfamily</b>                   Superfamilies <b>S_TKc superfamily</b>                   Multi-domains <b>S_TKc</b></p>	<p>43</p>	<p>42.8%</p>	<p>N-term</p>	<p>No</p>	
<p>IPI00015952</p>	<p><b>EIF4G2 Eukaryotic translation initiation factor 4 gamma 2 ENSG00000110321</b></p>  <p>Query seq.                   Superfamilies <b>MIF4G superfamily</b> <b>RB3 superfamily</b> <b>K2 superfamily</b></p>	<p>108</p>	<p>54.5%</p>	<p>N-term</p>	<p>Yes</p>	
<p>IPI00828021</p>	<p><b>HSPA4L Heat shock protein apg-1 ENSG00000164070</b></p>  <p>Query seq.                   Multi-domains <b>HSP70</b> <b>HSP70</b></p>	<p>269</p>	<p>55.1%</p>	<p>N-term</p>	<p>Yes (8)</p>	
<p>IPI00855998</p>	<p><b>CENPF Isoform 1 of Centromere protein F ENSG00000117724</b></p>  <p>Query seq.                   Multi-domains <b>Smc</b> <b>Smc</b> <b>Smc</b> <b>Smc</b></p>	<p>47</p>	<p>57.1%</p>	<p>N-term</p>	<p>No</p>	
<p>IPI00024802</p>	<p><b>BTAF1 TATA-binding protein-associated factor 172 ENSG00000095564</b></p>  <p>Query seq.                   Specific hits <b>DEXHC</b> <b>HELLIC</b>                   Superfamilies <b>DEXHC</b> <b>HELLIC</b>                   Multi-domains <b>HepA</b></p>	<p>101</p>	<p>57.6%</p>	<p>N-term</p>	<p>No</p>	
<p>IPI00304596</p>	<p><b>NONO Non-POU domain-containing octamer-binding protein ENSG00000147140</b></p>  <p>Query seq.                   Superfamilies <b>ESR1 superfamily</b> <b>ESR1 superfamily</b> <b>GRS superfamily</b></p>	<p>97</p>	<p>61.7%</p>	<p>N-term</p>	<p>Yes (10)</p>	

<p>IPI00387130</p>	<p>CIAPIN1 Isoform 1 of Anamorsin ENSG00000005194</p>  <p>Query seq. </p> <p>Superfamilies: Methytransferase, DUF689, COG5636 superfamily</p> <p>Multi-domains: DUF689</p>	<p>104</p>	<p>63.8%</p>	<p>N-term</p>	<p>No</p>		
<p>IPI00003783</p>	<p>MAP2K2 Dual specificity mitogen-activated protein kinase kinase 2 ENSG00000126934</p>  <p>Query seq. </p> <p>Specific hits: S_TKc</p> <p>Superfamilies: S_TKc superfamily</p> <p>Multi-domains: S_TKc</p>	<p>99</p>	<p>63.8%</p>	<p>N-term</p>	<p>No</p>	<p>PVVD286</p>	
<p>IPI00305289</p>	<p>KIF11 Kinesin-like protein KIF11 ENSG00000138160</p>  <p>Query seq. </p> <p>Specific hits: K1Sc_BimC_Eg5</p> <p>Superfamilies: Motor_domain superfamily</p> <p>Multi-domains: Kinesin, Smc</p>	<p>209</p>	<p>69.6%</p>	<p>N-term</p>	<p>No</p>		
<p>IPI00219604</p>	<p>MAP2K1 Dual specificity mitogen-activated protein kinase kinase 1 ENSG00000169032</p>  <p>Query seq. </p> <p>Specific hits: S_TKc</p> <p>Superfamilies: S_TKc superfamily</p> <p>Multi-domains: S_TKc</p>	<p>59</p>	<p>70%</p>	<p>N-term</p>	<p>Yes (10)</p>		
<p>IPI00376199</p>	<p>IRF2BP2 interferon regulatory factor 2 binding protein 2 isoform A ENSG00000168264</p> <p>Query seq. </p> <p>... No conserved domains have been identified for this query sequence ...</p>	<p>65</p>	<p>75%</p>	<p>N-term</p>	<p>No</p>	<p>SLPD495</p>	
<p>IPI00034006</p>	<p>PTPN23 Tyrosine-protein phosphatase non-receptor type 23 ENSG00000076201</p>  <p>Query seq. </p> <p>Specific hits: PTPc</p> <p>Superfamilies: PTPc superfamily</p> <p>Multi-domains: BR01, Smc, PTPc</p>	<p>51</p>	<p>75%</p>	<p>N-term</p>	<p>No</p>		
<p>IPI00418313</p>	<p>ILF3 Isoform 4 of Interleukin enhancer-binding factor 3 ENSG00000129351</p>  <p>Query seq. </p> <p>Specific hits: DSRM</p> <p>Superfamilies: DZF superfamily, DSRM super</p>	<p>49</p>	<p>77.7%</p>	<p>N-term</p>	<p>No</p>	<p>VEVD440</p>	
<p>IPI00023785</p>	<p>DDX17 DEAD box polypeptide 17 isoform 1 ENSG00000100201</p>  <p>Query seq. </p> <p>Specific hits: DEADc, HELICc</p> <p>Superfamilies: ABC_ATPase superfamily, HELICc superfamily</p>	<p>187</p>	<p>82.0%</p>	<p>N-term</p>	<p>No</p>		
<p>IPI00744702</p>	<p>FAM125A Isoform 1 of Protein FAM125A ENSG00000141971</p> <p>Query seq. </p> <p>... No conserved domains have been identified for this query sequence ...</p>	<p>41</p>	<p>82.3%</p>	<p>N-term</p>	<p>No</p>		
<p>IPI00022348</p>	<p>PML Isoform PML-1 of Probable transcription factor PML ENSG00000140464</p>  <p>Query seq. </p> <p>Superfamilies: 3REXc superfamily</p>	<p>62</p>	<p>85.7%</p>	<p>N-term</p>	<p>Yes (10)</p>		


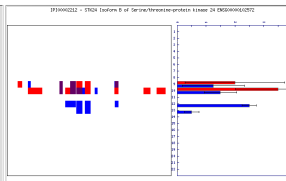

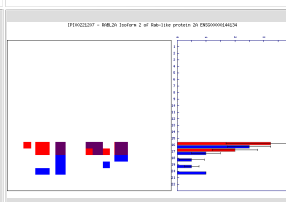
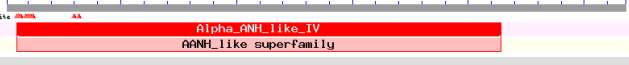
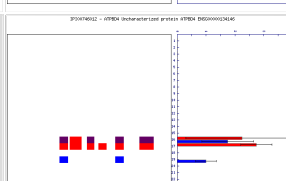
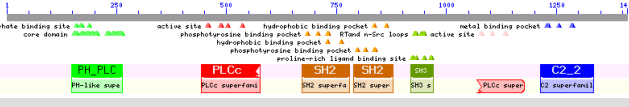
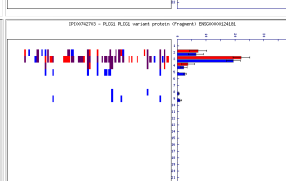
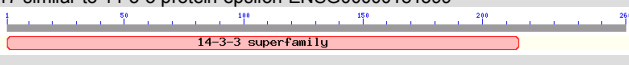
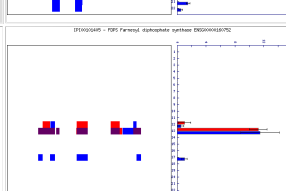
<p>IPI00746782</p>	<p>MPST 3-mercaptopyruvate sulfurtransferase variant (Fragment) ENSG00000128309</p> <p>Query seq. </p> <p>Specific hits <b>TST_Repeat_1</b></p> <p>SuperFamilies <b>RHOD superFamily</b> <b>RHOD superfam</b></p>	<p>54</p>	<p>85.7%</p>	<p>N-term</p>	<p>No</p>	
<p>IPI00007423</p>	<p>ANP32B Isoform 1 of Acidic leucine-rich nuclear phosphoprotein 32 family member B ENSG00000136938</p> <p>Query seq. </p> <p>... No conserved domains have been identified for this query sequence ...</p>	<p>319</p>	<p>92.2%</p>	<p>N-term</p>	<p>Yes (11)</p>	<p>AEVD163</p> 
<p>IPI00234252</p>	<p>SMARCC1 SWI/SNF-related matrix-associated actin-dependent regulator of chromatin subfamily C member 1 ENSG00000173473</p> <p>Query seq. </p> <p>SuperFamilies <b>MDN1</b> <b>RSC8</b></p> <p>Multi-domains <b>MDN1</b> <b>RSC8</b></p>	<p>128</p>	<p>96%</p>	<p>N-term</p>	<p>No</p>	
<p>IPI00215965</p>	<p>HNRNPA1 Isoform A1-B of Heterogeneous nuclear ribonucleoprotein A1 ENSG00000135486</p> <p>Query seq. </p> <p>SuperFamilies <b>RRM_1 superfamily</b> <b>RRM_1 superfamily</b></p>	<p>327</p>	<p>100%</p>	<p>N-term</p>	<p>Yes (10)</p>	
<p>IPI00396378</p>	<p>HNRNPA2B1 Isoform B1 of Heterogeneous nuclear ribonucleoproteins A2/B1 ENSG00000122566</p> <p>Query seq. </p> <p>SuperFamilies <b>RRM_1 superfamily</b> <b>RRM_1 superfamily</b></p>	<p>130</p>	<p>100%</p>	<p>N-term</p>	<p>Yes (10)</p>	
<p>IPI00642904</p>	<p>PABPC4 Poly ENSG00000090621</p> <p>Query seq. </p> <p>SuperFamilies <b>RRM_1 superfamily</b> <b>RRM_1 superfamily</b> <b>RRM_1 superfamily</b> <b>RRM_1 superfamily</b> <b>SH3 superfamily</b></p> <p>Multi-domains <b>COG0724</b></p>	<p>127</p>	<p>100%</p>	<p>N-term</p>	<p>Yes (10)</p>	
<p>IPI00026928</p>	<p>GRAP2 GRB2-related adapter protein 2 ENSG00000100351</p> <p>Query seq. </p> <p>Specific hits <b>SH3</b> <b>SH2</b> <b>SH2</b></p> <p>SuperFamilies <b>SH3 superfamily</b> <b>SH2 superFamily</b> <b>SH3 superfamily</b></p>	<p>55</p>	<p>100%</p>	<p>N-term</p>	<p>Yes (10)</p>	
<p>IPI00477313</p>	<p>HNRNPC Isoform C2 of Heterogeneous nuclear ribonucleoproteins C1/C2 ENSG00000092199</p> <p>Query seq. </p> <p>SuperFamilies <b>RRM_1 superfamily</b></p>	<p>44</p>	<p>100%</p>	<p>N-term</p>	<p>Yes (10)</p>	
<p>IPI00001159</p>	<p>GCN1L1 GCN1-like protein 1 ENSG00000089154</p> <p>Query seq. </p> <p>Multi-domains <b>COG1413</b></p>	<p>357</p>	<p>100%</p>	<p>N-term</p>	<p>No</p>	
<p>IPI00386119</p>	<p>SF1 Isoform 5 of Splicing factor 1 ENSG00000168066</p> <p>Query seq. </p> <p>Specific hits <b>SF1-like-KH</b></p> <p>SuperFamilies <b>KH-1 superFamily</b></p> <p>Multi-domains <b>MSL5</b></p>	<p>155</p>	<p>100%</p>	<p>N-term</p>	<p>No</p>	

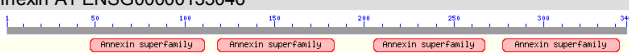
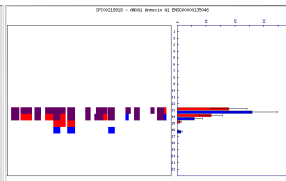

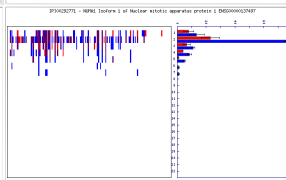

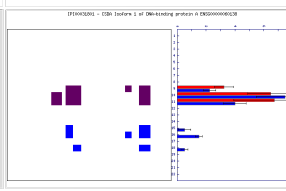

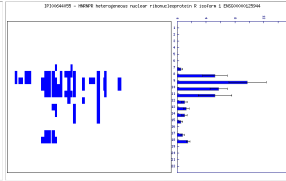
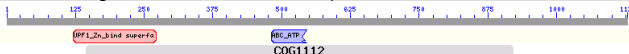
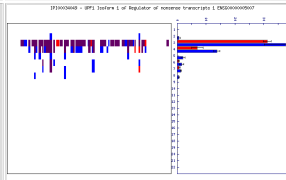

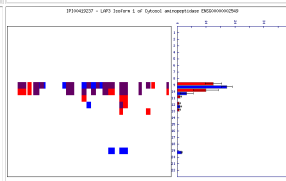

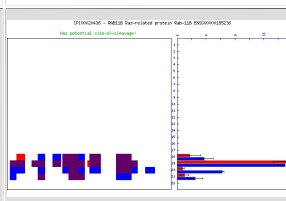

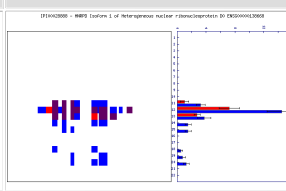
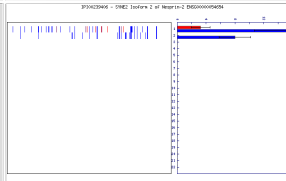
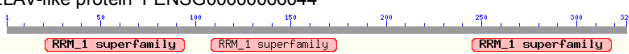
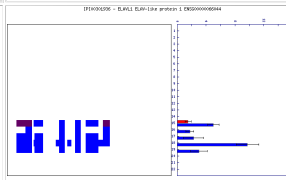
<p>IP100845348</p>	<p>ZRANB2 Putative uncharacterized protein DKFzP686N09117 ENSG00000132485</p> <p>Query seq. </p> <p>Superfamilies </p>	<p>132</p>	<p>100%</p>	<p>N-term</p>	<p>No</p>	<p>DDAD179</p>	
<p>IP100016513</p>	<p>RAB10 Ras-related protein Rab-10 ENSG00000084733</p> <p>Query seq. </p> <p>Specific hits </p> <p>Superfamilies </p>	<p>107</p>	<p>100%</p>	<p>N-term</p>	<p>No</p>		
<p>IP100217949</p>	<p>UBE2S Ubiquitin-conjugating enzyme E2 S ENSG00000108106</p> <p>Query seq. </p> <p>Specific hits </p> <p>Superfamilies </p>	<p>104</p>	<p>100%</p>	<p>N-term</p>	<p>No</p>		
<p>IP100005198</p>	<p>ILF2 Interleukin enhancer-binding factor 2 ENSG00000143621</p> <p>Query seq. </p> <p>Superfamilies </p>	<p>97</p>	<p>100%</p>	<p>N-term</p>	<p>No</p>		
<p>IP100008575</p>	<p>KHDRBS1 Isoform 1 of KH domain-containing, RNA-binding, signal transduction-associated protein 1 ENSG00000121774</p> <p>Query seq. </p> <p>Specific hits </p> <p>Superfamilies </p>	<p>94</p>	<p>100%</p>	<p>N-term</p>	<p>No</p>	<p>TGPD75</p>	
<p>IP100165230</p>	<p>DAZAP1 Isoform 1 of DAZ-associated protein 1 ENSG00000071626</p> <p>Query seq. </p> <p>Superfamilies </p>	<p>69</p>	<p>100%</p>	<p>N-term</p>	<p>No</p>		
<p>IP100297211</p>	<p>SMARCA5 SWI/SNF-related matrix-associated actin-dependent regulator of chromatin subfamily A member 5 ENSG00000153147</p> <p>Query seq. </p> <p>Specific hits </p> <p>Superfamilies </p> <p>Multi-domains </p>	<p>65</p>	<p>100%</p>	<p>N-term</p>	<p>No</p>		
<p>IP100026665</p>	<p>QARS Glutaminyl-tRNA synthetase ENSG00000172053</p> <p>Query seq. </p> <p>Specific hits </p> <p>Superfamilies </p> <p>Multi-domains </p>	<p>63</p>	<p>100%</p>	<p>N-term</p>	<p>No</p>		
<p>IP100015195</p>	<p>CSTF3 Cleavage stimulation factor 77 kDa subunit ENSG00000176102</p> <p>Query seq. </p> <p>Superfamilies </p> <p>Multi-domains </p>	<p>50</p>	<p>100%</p>	<p>N-term</p>	<p>No</p>	<p>DEV576</p>	
<p>IP100030383</p>	<p>PPP1R8 Isoform Alpha of Nuclear inhibitor of protein phosphatase 1 ENSG000000117751</p> <p>Query seq. </p> <p>Specific hits </p> <p>Superfamilies </p>	<p>38</p>	<p>100%</p>	<p>N-term</p>	<p>No</p>	<p>TELD164</p>	

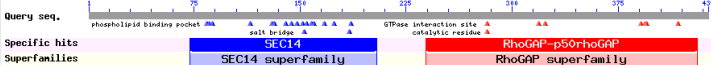
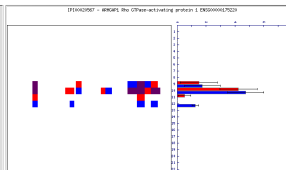


<p>IPI00028957</p>	<p>UBE4A Isoform 2 of Ubiquitin conjugation factor E4 A ENSG00000110344</p> <p>Query seq. </p> <p>SuperFamilies</p> <p>Multi-domains</p>	<p>99</p>	<p>0%</p>	<p>Unclear</p>	<p>No</p>	<p>DEFD62</p>	
<p>IPI00013788</p>	<p>HTATSF1 HIV Tat-specific factor 1 ENSG00000102241</p> <p>Query seq. </p> <p>SuperFamilies</p>	<p>77</p>	<p>0%</p>	<p>Unclear</p>	<p>No</p>		
<p>IPI00844315</p>	<p>RCSD1 RCSD domain-containing protein 1 ENSG00000198771</p> <p>Query seq. </p> <p>SuperFamilies</p> <p>... No conserved domains have been identified for this query sequence ...</p>	<p>35</p>	<p>0%</p>	<p>Unclear</p>	<p>No</p>	<p>EEVD308</p>	
<p>IPI00019205</p>	<p>C14orf4 RING finger protein C14orf4 ENSG00000119669</p> <p>Query seq. </p> <p>SuperFamilies</p> <p>... No conserved domains have been identified for this query sequence ...</p>	<p>40</p>	<p>0%</p>	<p>Unclear</p>	<p>No</p>		
<p>IPI00101734</p>	<p>FAM105B Protein FAM105B ENSG00000154124</p> <p>Query seq. </p> <p>SuperFamilies</p> <p>... No conserved domains have been identified for this query sequence ...</p>	<p>34</p>	<p>0%</p>	<p>Unclear</p>	<p>No</p>		
<p>IPI00439415</p>	<p>EIF4B eukaryotic translation initiation factor 4B ENSG00000063046</p> <p>Query seq. </p> <p>SuperFamilies</p>	<p>40</p>	<p>8%</p>	<p>Unclear</p>	<p>Yes (10)</p>	<p>NKVD531</p>	
<p>IPI00292140</p>	<p>CASP3 Caspase-3 precursor ENSG00000164305</p> <p>Query seq. </p> <p>Specific hits</p> <p>SuperFamilies</p> <p>CASP3 superFamily</p>	<p>77</p>	<p>16.6%</p>	<p>Unclear</p>	<p>Yes (10)</p>		
<p>IPI00026156</p>	<p>HCLS1 Hematopoietic lineage cell-specific protein ENSG00000180353</p> <p>Query seq. </p> <p>Specific hits</p> <p>SuperFamilies</p>	<p>85</p>	<p>16.9%</p>	<p>Unclear</p>	<p>Yes (10)</p>		
<p>IPI00290461</p>	<p>EIF3J Eukaryotic translation initiation factor 3 subunit 1 ENSG00000104131</p> <p>Query seq. </p> <p>SuperFamilies</p>	<p>31</p>	<p>21.4%</p>	<p>Unclear</p>	<p>Yes (10)</p>		
<p>IPI00005715</p>	<p>UBE4B Isoform 1 of Ubiquitin conjugation factor E4 B ENSG00000130939</p> <p>Query seq. </p> <p>SuperFamilies</p> <p>Multi-domains</p>	<p>64</p>	<p>22.5%</p>	<p>Unclear</p>	<p>Yes (10)</p>		

<p>IPI00644079</p>	<p>HNRNPU heterogeneous nuclear ribonucleoprotein U isoform a ENSG00000153187</p> <p>Query seq. </p> <p>Superfamilies </p>	<p>80</p>	<p>23.5%</p>	<p>Unclear</p>	<p>Yes (10)</p>	
<p>IPI00003627</p>	<p>ACTL6A Isoform 1 of Actin-like protein 6A ENSG00000136518</p> <p>Query seq. </p> <p>Specific hits </p> <p>Superfamilies </p> <p>Multi-domains </p>	<p>86</p>	<p>25.5%</p>	<p>Unclear</p>	<p>No</p>	
<p>IPI00303292</p>	<p>KPNA1 Importin subunit alpha-1 ENSG00000114030</p> <p>Query seq. </p> <p>Specific hits </p> <p>Superfamilies </p> <p>Multi-domains </p>	<p>66</p>	<p>27.2%</p>	<p>Unclear</p>	<p>No</p>	
<p>IPI00657954</p>	<p>DDX46 118 kDa protein ENSG00000145833</p> <p>Query seq. </p> <p>Specific hits </p> <p>Superfamilies </p> <p>Multi-domains </p>	<p>169</p>	<p>37.5%</p>	<p>Unclear</p>	<p>No</p>	
<p>IPI00220158</p>	<p>ADD1 Isoform 3 of Alpha-adducin ENSG00000087274</p> <p>Query seq. </p> <p>Specific hits </p> <p>Superfamilies </p>	<p>53</p>	<p>41.3%</p>	<p>Unclear</p>	<p>Yes (10)</p>	
<p>IPI00293616</p>	<p>DDX3Y ATP-dependent RNA helicase DDX3Y ENSG00000067048</p> <p>Query seq. </p> <p>Specific hits </p> <p>Superfamilies </p>	<p>82</p>	<p>44.4%</p>	<p>Unclear</p>	<p>No</p>	
<p>IPI00789101</p>	<p>PTGES3 19 kDa protein ENSG00000110958</p> <p>Submit Query</p>	<p>180</p>	<p>51.6%</p>	<p>Unclear</p>	<p>Yes</p>	<p>PEVD146</p> 
<p>IPI00009542</p>	<p>MAGED2 Isoform 1 of Melanoma-associated antigen D2 ENSG00000102316</p> <p>Query seq. </p> <p>Superfamilies </p>	<p>63</p>	<p>51.7%</p>	<p>Unclear</p>	<p>No</p>	
<p>IPI00514468</p>	<p>MACF1 670 kDa protein ENSG00000127603</p> <p>Submit Query</p>	<p>62</p>	<p>56.2%</p>	<p>Unclear</p>	<p>Yes (8)</p>	<p>DAPD3522</p> 
<p>IPI00334683</p>	<p>GAMT guanidinoacetate N-methyltransferase isoform b ENSG00000130005</p> <p>Query seq. </p> <p>Multi-domains </p>	<p>52</p>	<p>58.3%</p>	<p>Unclear</p>	<p>No</p>	



<p>IPI0002212</p>	<p>STK24 Isoform B of Serine/threonine-protein kinase 24 ENSG00000102572</p> <p>Query seq. </p> <p>Specific hits <b>S_TKc</b></p> <p>Superfamilies <b>S_TKc superfamily</b></p> <p>Multi-domains <b>S_TKc</b></p>	<p>45</p>	<p>62.5%</p>	<p>Unclear</p>	<p>Yes (10)</p>	
<p>IPI00054042</p>	<p>GTF2I Isoform 1 of General transcription factor II-I ENSG00000077809</p> <p>Query seq. </p> <p>Superfamilies <b>ATP21 superfamily</b></p>	<p>137</p>	<p>68.7%</p>	<p>Unclear</p>	<p>No</p>	
<p>IPI00221207</p>	<p>RABL2A Isoform 2 of Rab-like protein 2A ENSG00000144134</p> <p>Query seq. </p> <p>Specific hits <b>Rabl.2</b></p> <p>Superfamilies <b>ABC_ATPase superfamily</b></p>	<p>43</p>	<p>76.9%</p>	<p>Unclear</p>	<p>No</p>	
<p>IPI00183530</p>	<p>SNX1 CDNA FLJ46302 fis, clone TEST14036048, highly similar to Sorting nexin 1 ENSG00000028528</p> <p>Query seq. </p> <p>Superfamilies <b>Sorting nexin superfamily</b>, <b>PX superfamily</b>, <b>BAR superfamily</b></p>	<p>98</p>	<p>77.0%</p>	<p>Unclear</p>	<p>No</p>	
<p>IPI00746012</p>	<p>ATPBD4 Uncharacterized protein ATPBD4 ENSG00000134146</p> <p>Query seq. </p> <p>Specific hits <b>Alpha_AAH_Like_IV</b></p> <p>Superfamilies <b>AAH_Like superfamily</b></p>	<p>31</p>	<p>77.7%</p>	<p>Unclear</p>	<p>No</p>	
<p>IPI00009070</p>	<p>HBS1L Isoform 1 of HBS1-like protein ENSG00000112339</p> <p>Query seq. </p> <p>Specific hits <b>EF1_alpha</b>, <b>ABC_ATPase superfamily</b>, <b>TEF1</b>, <b>HBS1_C</b></p> <p>Superfamilies <b>DUF1916 superfamily</b>, <b>ABC_ATPase superfamily</b>, <b>Transition_factor</b>, <b>Transition_factor_121</b></p>	<p>66</p>	<p>79.3%</p>	<p>Unclear</p>	<p>No</p>	
<p>IPI00742703</p>	<p>PLCG1 PLCG1 variant protein (Fragment) ENSG00000124181</p> <p>Query seq. </p> <p>Specific hits <b>PH_L1A</b>, <b>PLCc_4</b>, <b>SH2</b>, <b>SH2</b>, <b>SH2</b>, <b>SH2</b>, <b>SH2</b>, <b>SH2</b>, <b>C2_2</b></p> <p>Superfamilies <b>PH-like superfamily</b>, <b>PLCc superfamily</b>, <b>SH2 superfamily</b>, <b>SH2 superfamily</b>, <b>SH2 superfamily</b>, <b>SH2 superfamily</b>, <b>SH2 superfamily</b>, <b>SH2 superfamily</b>, <b>C2 superfamily</b></p>	<p>263</p>	<p>88.1%</p>	<p>Unclear</p>	<p>Yes (10)</p>	<p>AEPD892</p> 
<p>IPI00221108</p>	<p>TYMS Thymidylate synthase ENSG00000176890</p> <p>Query seq. </p> <p>Specific hits <b>TS_Pyrimidine_HMase</b></p> <p>Superfamilies <b>TS_Pyrimidine_HMase superfamily</b></p>	<p>297</p>	<p>92.2%</p>	<p>Unclear</p>	<p>No</p>	
<p>IPI00086909</p>	<p>LOC440917 similar to 14-3-3 protein epsilon ENSG00000181399</p> <p>Query seq. </p> <p>Superfamilies <b>14-3-3 superfamily</b></p>	<p>162</p>	<p>94%</p>	<p>Unclear</p>	<p>No</p>	<p>MQGD216</p> 
<p>IPI00101405</p>	<p>FDPS Farnesyl diphosphate synthase ENSG00000160752</p> <p>Query seq. </p> <p>Specific hits <b>Trans_IPPS_H1</b></p> <p>Superfamilies <b>Isoprenoid_Biosyn_C1 superfamily</b></p>	<p>101</p>	<p>97.9%</p>	<p>Unclear</p>	<p>No</p>	

<p>IPI00218918</p>	<p>ANXA1 Annexin A1 ENSG00000135046</p> <p>Query seq. </p> <p>SuperFamilies <b>Annexin superfamily</b> <b>Annexin superfamily</b> <b>Annexin superfamily</b> <b>Annexin superfamily</b></p>	<p>256</p>	<p>100%</p>	<p>Unclear</p>	<p>Yes (12)</p>	
<p>IPI00292771</p>	<p>NUMA1 Isoform 1 of Nuclear mitotic apparatus protein 1 ENSG00000137497</p> <p>Query seq. </p> <p>Multi-domains <b>Smc</b> <b>Smc</b> <b>Smc</b></p>	<p>633</p>	<p>100%</p>	<p>Unclear</p>	<p>Yes (10)</p>	
<p>IPI00031801</p>	<p>CSDA Isoform 1 of DNA-binding protein A ENSG00000060138</p> <p>Query seq. </p> <p>Specific hits <b>CSP_CDS</b></p> <p>SuperFamilies <b>SLlike superfamily</b></p>	<p>131</p>	<p>100%</p>	<p>Unclear</p>	<p>Yes (10)</p>	
<p>IPI00644055</p>	<p>HNRNPR heterogeneous nuclear ribonucleoprotein R isoform 1 ENSG00000125944</p> <p>Query seq. </p> <p>SuperFamilies <b>RRM_1 superfamily</b> <b>RRM_1 superfamily</b> <b>RRM_1 superfamily</b></p>	<p>130</p>	<p>100%</p>	<p>Unclear</p>	<p>Yes (10)</p>	
<p>IPI00034049</p>	<p>UPF1 Isoform 1 of Regulator of nonsense transcripts 1 ENSG00000005007</p> <p>Query seq. </p> <p>SuperFamilies <b>RFL2c1 superfamily</b> <b>ABC_ATP</b></p> <p>Multi-domains <b>COG1112</b></p>	<p>378</p>	<p>100%</p>	<p>Unclear</p>	<p>No</p>	
<p>IPI00419237</p>	<p>LAP3 Isoform 1 of Cytosol aminopeptidase ENSG00000002549</p> <p>Query seq. </p> <p>Specific hits <b>Peptidase_M17</b></p> <p>SuperFamilies <b>Peptidase_M17 superfamily</b></p> <p>Multi-domains <b>PepB</b></p>	<p>192</p>	<p>100%</p>	<p>Unclear</p>	<p>No</p>	
<p>IPI00020436</p>	<p>RAB11B Ras-related protein Rab-11B ENSG00000185236</p> <p>Query seq. </p> <p>Specific hits <b>Rab11 like</b></p> <p>SuperFamilies <b>ABC_ATPase superfamily</b></p>	<p>186</p>	<p>100%</p>	<p>Unclear</p>	<p>No</p>	<p>NCCD197</p> 
<p>IPI00028888</p>	<p>HNRPD Isoform 1 of Heterogeneous nuclear ribonucleoprotein D0 ENSG00000138668</p> <p>Query seq. </p> <p>SuperFamilies <b>RRM_1 superfamily</b> <b>RRM_1 superfamily</b></p>	<p>152</p>	<p>100%</p>	<p>Unclear</p>	<p>No</p>	
<p>IPI00239406</p>	<p>SYNE2 Isoform 2 of Nesprin-2 ENSG00000054654</p> <p>Submit Query</p>	<p>107</p>	<p>100%</p>	<p>Unclear</p>	<p>No</p>	
<p>IPI00301936</p>	<p>ELAVL1 ELAV-like protein 1 ENSG00000066044</p> <p>Query seq. </p> <p>SuperFamilies <b>RRM_1 superfamily</b> <b>RRM_1 superfamily</b> <b>RRM_1 superfamily</b></p>	<p>93</p>	<p>100%</p>	<p>Unclear</p>	<p>No</p>	

<p>IP100020567</p>	<p><b>ARHGAP1 Rho GTPase-activating protein 1 ENSG00000175220</b></p>  <p>Query seq. phospholipid binding pocket SH3 bridges catalytic residue interaction site</p> <p>Specific hits: SEC14, RhoGAP-p50RhoGAP</p> <p>SuperFamilies: SEC14 super-family, RhoGAP superfamily</p>	<p>56</p>	<p>100%</p>	<p>Unclear</p>	<p>No</p>		
<p>IP100478230</p>	<p><b>RBBP5 retinoblastoma binding protein 5 ENSG00000117222</b></p>  <p>Query seq. structural tetrad</p> <p>SuperFamilies: WD40 superfamily</p>	<p>41</p>	<p>100%</p>	<p>Unclear</p>	<p>No</p>		

- (1) Berry, D.M., Benn, S.J., Cheng, A.M., and McGlade, J. (2001). Caspase-dependent cleavage of the hematopoietic specific adaptor protein Gads alters signalling from the T cell receptor. *Oncogene* 20, 1203-1211.
- (2) Gerner, C., Gotzmann, J., Frohwein, U., Schamberger, C., Elliger, A., and Saueremann, G. (2002). Proteome analysis of nuclear matrix proteins during apoptotic chromatin condensation. *Cell Death Differ* 9, 671-681.
- (3) Sundararajan, R., Chen, G., Mukherjee, C., and White, E. (2005). Caspase-dependent processing activates the proapoptotic activity of deleted in breast cancer-1 during tumor necrosis factor-alpha-mediated death signaling. *Oncogene* 24, 4908-4920.
- (4) Van Damme, P., Martens, L., Van Damme, J., Hugelier, K., Staes, A., Vandekerckhove, J., and Gevaert, K. (2005). Caspase-specific and nonspecific in vivo protein processing during Fas-induced apoptosis. *Nat Meth* 2, 771-777.
- (5) Sbodio, J.I., Hicks, S.W., Simon, D., and Machamer, C.E. (2006). GCP60 Preferentially Interacts with a Caspase-generated Golgin-160 Fragment. *J Biol Chem* 281, 27924-27931.
- (6) Kim, J.-T., Kim, K.D., Song, E.Y., Lee, H.G., Kim, J.W., Kim, J.W., Chae, S.-K., Kim, E., Lee, M.-S., Yang, Y., et al. (2006). Apoptosis-inducing factor (AIF) inhibits protein synthesis by interacting with the eukaryotic translation initiation factor 3 subunit p44 (eIF3g). *FEBS Letters* 580, 6375-6383.
- (7) Correia, J.d.S., Miranda, Y., Leonard, N., and Ulevitch, R.J. (2007). The Subunit CSN6 of the COP9 Signalosome Is Cleaved during Apoptosis. *J Biol Chem* 282, 12557-12565.
- (8) Ju, W., Valencia, C.A., Pang, H., Ke, Y., Gao, W., Dong, B., and Liu, R. (2007). Proteome-wide identification of family member-specific natural substrate repertoire of caspases. *Proceedings of the National Academy of Sciences* 104, 14294-14299.
- (9) Bae, S., Ha, T.S., Yoon, Y., Lee, J., Cha, H.J., Yoo, H., Choe, T.B., Li, S., Sohn, I., Kim, J.Y., et al. (2008). Genome-wide screening and identification of novel proteolytic cleavage targets of caspase-8 and -10 in vitro. *Int J Mol Med* 21, 381-386.
- (10) Luthi, A.U., and Martin, S.J. (2007). The CASBAH: a searchable database of caspase substrates. *Cell Death Differ* 14, 641-650.
- (11) Sun, W., Kimura, H., Hattori, N., Tanaka, S., Matsuyama, S., Shiota, K. (2006). Proliferation related acidic leucine-rich protein PAL31 functions as a caspase-3 inhibitor. *Biochem Biophys Res Commun* 342, 817-823.
- (12) Debret, R., El Btaouri, H., Duca L., Rahman, I., Radke, S., Haye, B., Sallenave, J.M., Antonicelli, F. (2003) Annexin A1 processing is associated with caspase-dependent apoptosis in BZR cells. *FEBS Letters* 546, 195-202.
- (13) Rao, R.V., Niazi, K., Mollahan, P., Mao, X., Crippen, D., Poksay, K.S., Chen, S., Bredesen, D.E. (2006). Coupling endoplasmic reticulum stress to the cell-death program: a novel HSP90-independent role for the small chaperone protein p23. *Cell Death Differ* 13, 415-425.