
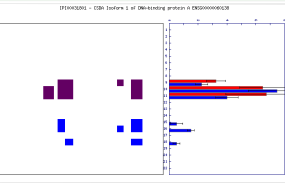

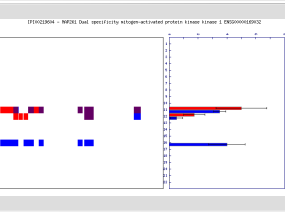
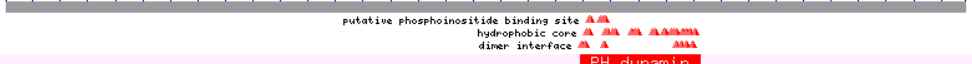
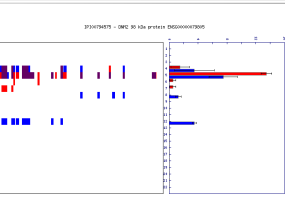

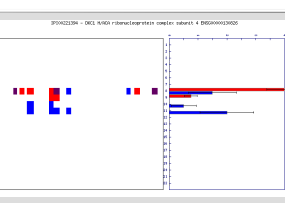

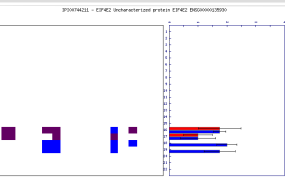

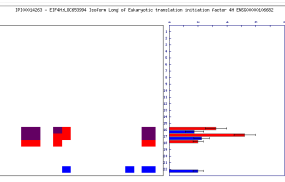

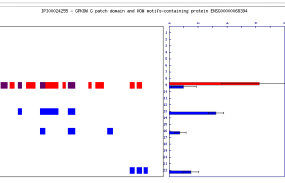
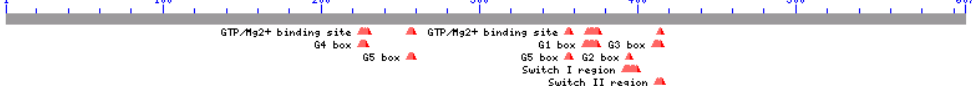
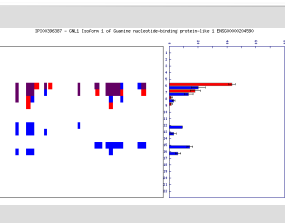
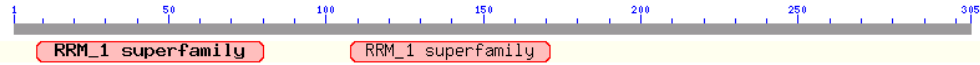
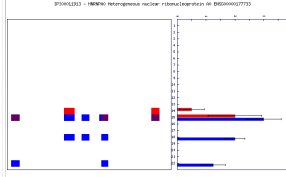

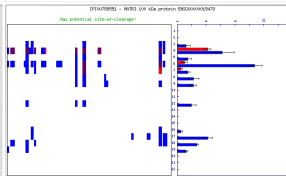

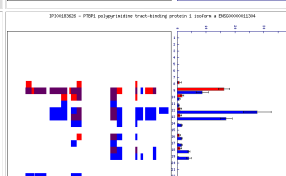

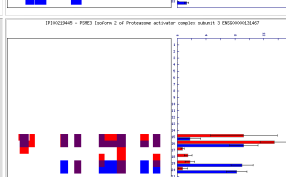

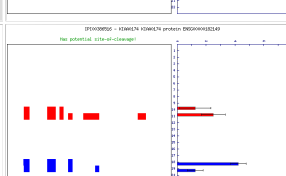

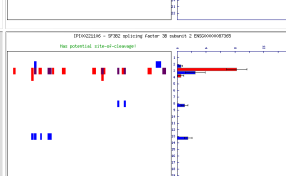
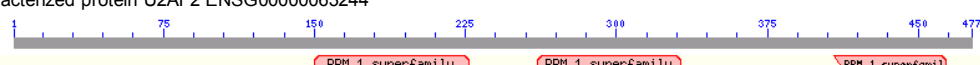
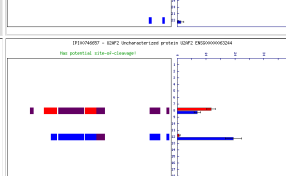

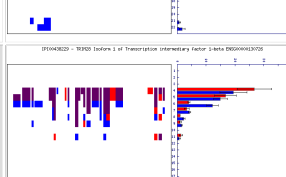

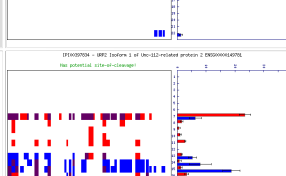
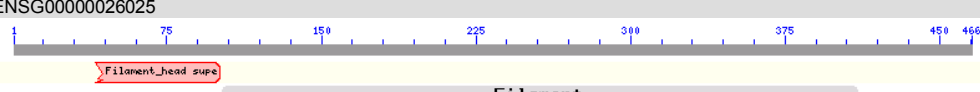
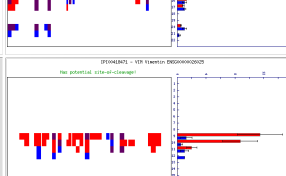

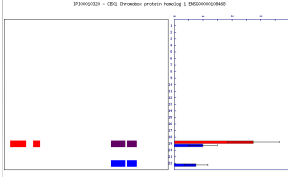
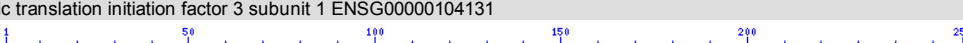
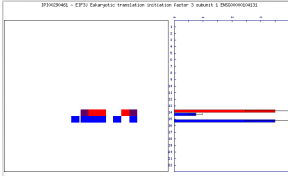

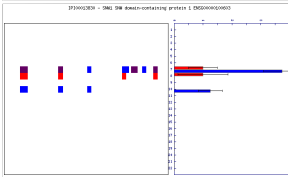

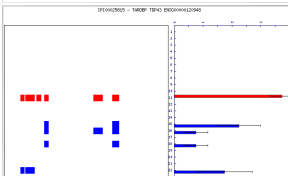

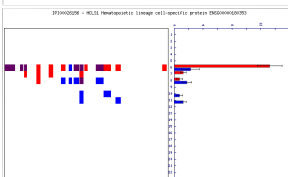

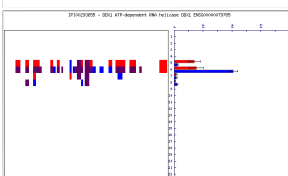



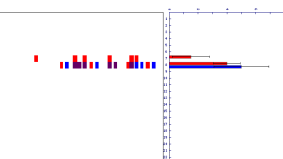

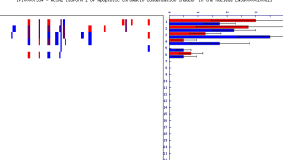
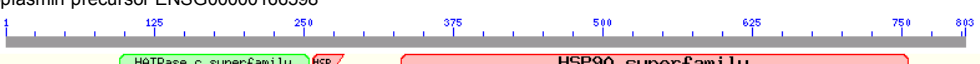
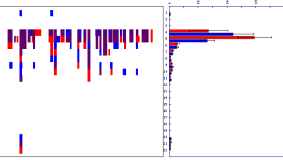

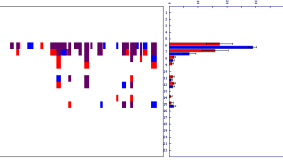
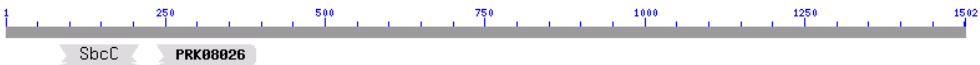


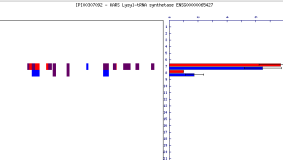
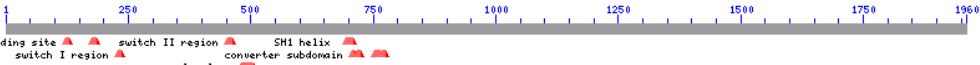
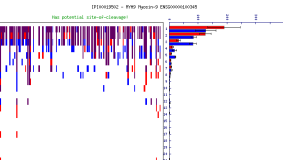
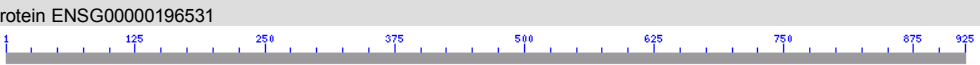
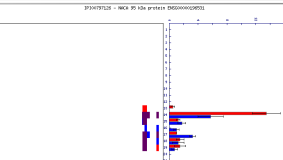
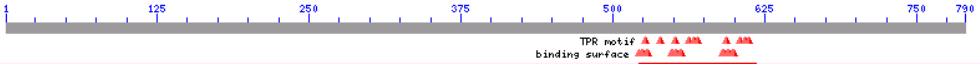
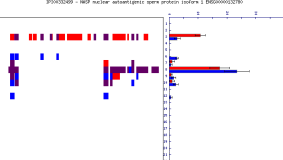
Proteins identified as cleaved in apoptosis by PROTOMAP from Van Damme, P., et al, 2005


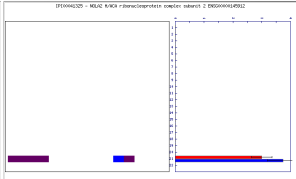

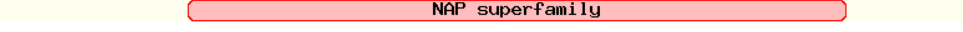
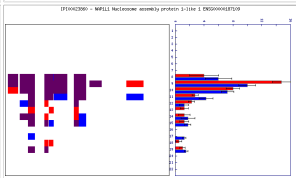

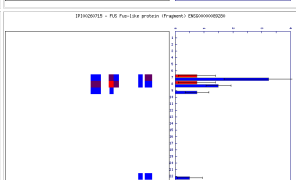





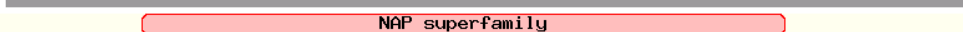
IPI Number	Description	Total Spectral Counts	Peptograph
IPI00031801	<p>CSDA Isoform 1 of DNA-binding protein A ENSG00000060138</p> <p>Query seq. </p> <p>Specific hits CSP_CDS</p> <p>Superfamilies S1_like superfamily</p>	131	
IPI00219604	<p>MAP2K1 Dual specificity mitogen-activated protein kinase kinase 1 ENSG00000169032</p> <p>Query seq. </p> <p>Specific hits S_TKc</p> <p>Superfamilies S_TKc superfamily</p> <p>Multi-domains S_TKc</p>	59	
IPI00794575	<p>DNM2 98 kDa protein ENSG00000079805</p> <p>Query seq. </p> <p>Specific hits PH_dynamin</p> <p>Superfamilies DYNC superfamily, Dynamin_M superfamily, PH-like superfamily, GED superfamily</p> <p>Multi-domains Dynamin_N</p>	127	
IPI00221394	<p>DKC1 H/ACA ribonucleoprotein complex subunit 4 ENSG00000130826</p> <p>Query seq. </p> <p>Specific hits PseudoU_synth_hDyskerin</p> <p>Superfamilies DKC1D superfamily, PseudoU_synth superfamily, PUA superfamily</p> <p>Multi-domains PRK04270</p>	35	
IPI00744211	<p>EIF4E2 Uncharacterized protein EIF4E2 ENSG00000135930</p> <p>Query seq. </p> <p>Superfamilies IF4E superfamily</p>	37	
IPI00014263	<p>EIF4H;LOC653994 Isoform Long of Eukaryotic translation initiation factor 4H ENSG00000106682</p> <p>Query seq. </p> <p>Superfamilies RRM_1 superfamily</p>	66	
IPI00024255	<p>GPLOW G patch domain and KOW motifs-containing protein ENSG00000068394</p> <p>Query seq. </p> <p>Superfamilies G-patch superf</p>	51	
IPI00396387	<p>GNL1 Isoform 1 of Guanine nucleotide-binding protein-like 1 ENSG00000204590</p> <p>Query seq. </p> <p>Specific hits HSR1_MMR1</p> <p>Superfamilies ABC_ATPase superfamil, ABC_ATPase supe</p> <p>Multi-domains COG1161</p>	534	

<p>IPI00011913</p>	<p>HNRNPA0 Heterogeneous nuclear ribonucleoprotein A0 ENSG00000177733</p> <p>Query seq. </p> <p>Superfamilies RRM_1 superfamily RRM_1 superfamily</p>	<p>35</p>	
<p>IPI00789551</p>	<p>MATR3 100 kDa protein ENSG00000015479</p> <p>Query seq. </p> <p>Superfamilies zf-U1 RRM_1 superfamily zf-U1</p> <p>Multi-domains MDN1</p>	<p>169</p>	
<p>IPI00183626</p>	<p>PTBP1 polypyrimidine tract-binding protein 1 isoform a ENSG00000011304</p> <p>Query seq. </p> <p>Superfamilies RRM_1 superfamily RRM_1 superfamily RRM_1 superfamily RRM_1 superfamily</p>	<p>372</p>	
<p>IPI00219445</p>	<p>PSME3 Isoform 2 of Proteasome activator complex subunit 3 ENSG00000131467</p> <p>Query seq. </p> <p>Superfamilies PA28_alpha superfamily PA28_beta superfamily</p>	<p>223</p>	
<p>IPI00386516</p>	<p>KIAA0174 KIAA0174 protein ENSG00000182149</p> <p>Query seq. </p> <p>Superfamilies DUF292 superfamily</p>	<p>37</p>	
<p>IPI00221106</p>	<p>SF3B2 splicing factor 3B subunit 2 ENSG00000087365</p> <p>Query seq. </p> <p>Superfamilies SAP DUF382 superfamily PSP super</p>	<p>59</p>	
<p>IPI00746657</p>	<p>U2AF2 Uncharacterized protein U2AF2 ENSG00000063244</p> <p>Query seq. </p> <p>Superfamilies RRM_1 superfamily RRM_1 superfamily RRM_1 superfamily</p>	<p>166</p>	
<p>IPI00438229</p>	<p>TRIM28 Isoform 1 of Transcription intermediary factor 1-beta ENSG00000130726</p> <p>Query seq. </p> <p>Specific hits Zn²⁺ binding site BBOX</p> <p>Superfamilies BBOX super BBOX super BBC superfamily PHD super Bromodomain super</p>	<p>443</p>	
<p>IPI00397834</p>	<p>URP2 Isoform 1 of Unc-112-related protein 2 ENSG00000149781</p> <p>Query seq. </p> <p>Superfamilies PH-like core FERM_M super PH-like superfamily FERM_M super</p> <p>Multi-domains B41</p>	<p>343</p>	
<p>IPI00418471</p>	<p>VIM Vimentin ENSG00000026025</p> <p>Query seq. </p> <p>Superfamilies Filament_head super</p> <p>Multi-domains Filament</p>	<p>123</p>	

<p>IPI00010320</p>	<p>CBX1 Chromobox protein homolog 1 ENSG00000108468</p> <p>Query seq. </p> <p>Specific hits CHROMO ChSh</p> <p>Superfamilies CHROMO superfamily ChSh superfamily</p>	<p>18</p>	
<p>IPI00290461</p>	<p>EIF3J Eukaryotic translation initiation factor 3 subunit 1 ENSG00000104131</p> <p>Query seq. </p> <p>Superfamilies eIF3_subunit superfamily</p>	<p>31</p>	
<p>IPI00013830</p>	<p>SNW1 SNW domain-containing protein 1 ENSG00000100603</p> <p>Query seq. </p> <p>Superfamilies SKIP_SNW superfamily</p>	<p>28</p>	
<p>IPI00025815</p>	<p>TARDBP TDP43 ENSG00000120948</p> <p>Query seq. </p> <p>Superfamilies RRM_1 superfamily RRM_1 superfamily</p>	<p>37</p>	
<p>IPI00026156</p>	<p>HCLS1 Hematopoietic lineage cell-specific protein ENSG00000180353</p> <p>Query seq. </p> <p>Specific hits SH3</p> <p>Superfamilies SH3 superfamily</p>	<p>85</p>	
<p>IPI00293655</p>	<p>DDX1 ATP-dependent RNA helicase DDX1 ENSG00000079785</p> <p>Query seq. </p> <p>Specific hits HELICc</p> <p>Superfamilies ABC_ATPase s SPRY superfamily ABC_ATPase superfamily HELICc superfamily</p>	<p>312</p>	

Proteins identified as not cleaved in apoptosis by PROTOMAP from Van Damme, P., et al, 2005

IPI Number	Description	Total Spectral Counts	Peptograph
IPI00011603	<p>PSMD3 26S proteasome non-ATPase regulatory subunit 3 ENSG00000108344</p> <p>Query seq. </p> <p>Superfamilies PCI superfamily Ren3_C superfamily</p>	42	
IPI00007334	<p>ACIN1 Isoform 1 of Apoptotic chromatin condensation inducer in the nucleus ENSG00000100813</p> <p>Query seq. </p> <p>Superfamilies SHP</p>	74	
IPI00027230	<p>HSP90B1 Endoplasmic precursor ENSG00000166598</p> <p>Query seq. </p> <p>Superfamilies HSPase_c superfamily HSP HSP90 superfamily</p> <p>Multi-domains PRK05218</p>	752	
IPI00465260	<p>GARS Glycyl-tRNA synthetase ENSG00000106105</p> <p>Query seq. </p> <p>Specific hits GlyRS_RNA GlyRS-like_core GlyRS_anticodon</p> <p>Superfamilies S15_NS1_EF class_II_aaRS class_II_aaRS-like_core superfamily MGTP_anticodon superfamil</p> <p>Multi-domains GRS1</p>	325	
IPI00457284	<p>GPATCH8 G patch domain containing 8 ENSG00000186566</p> <p>Query seq. </p> <p>Multi-domains SbcC PRK08026</p>	4	
IPI00307092	<p>KARS Lysyl-tRNA synthetase ENSG00000065427</p> <p>Query seq. </p> <p>Specific hits LysRS_N LysRS_core</p> <p>Superfamilies RPA2_OBF_family superfamil class_II_aaRS-like_core superfamily</p> <p>Multi-domains LysU</p>	68	
IPI00019502	<p>MYH9 Myosin-9 ENSG00000100345</p> <p>Query seq. </p> <p>Specific hits MYSc_type_II</p> <p>Superfamilies Motor_domain superfamily</p> <p>Multi-domains Myosin_tail_1</p>	2970	
IPI00797126	<p>NACA 95 kDa protein ENSG00000196531</p> <p>Query seq. </p> <p>Superfamilies NRC super</p> <p>Multi-domains EGD2</p>	132	
IPI00332499	<p>NASP nuclear autoantigenic sperm protein isoform 1 ENSG00000132780</p> <p>Query seq. </p> <p>Specific hits TPR</p> <p>Superfamilies TPR superfamily</p> <p>Multi-domains MDN1</p>	259	

<p>IPI00041325</p>	<p>NOLA2 H/ACA ribonucleoprotein complex subunit 2 ENSG00000145912</p> <p>Query seq. </p> <p>Superfamilies </p>	<p>27</p>	
<p>IPI00023860</p>	<p>NAP1L1 Nucleosome assembly protein 1-like 1 ENSG00000187109</p> <p>Query seq. </p> <p>Superfamilies </p>	<p>288</p>	
<p>IPI00005792</p>	<p>PABPN1 Isoform 1 of Polyadenylate-binding protein 2 ENSG00000100836</p> <p>Query seq. </p> <p>Superfamilies </p>	<p>7</p>	
<p>IPI00260715</p>	<p>FUS Fus-like protein (Fragment) ENSG00000089280</p> <p>Query seq. </p> <p>Superfamilies </p>	<p>30</p>	
<p>IPI00176706</p>	<p>RBM17 Splicing factor 45 ENSG00000134453</p> <p>Query seq. </p> <p>Superfamilies </p>	<p>7</p>	
<p>IPI00513853</p>	<p>STX12 Syntaxin 12 ENSG00000117758</p> <p>Query seq. </p> <p>Specific hits </p> <p>Superfamilies </p>	<p>2</p>	
<p>IPI00550191</p>	<p>C9orf78 Uncharacterized protein C9orf78 ENSG00000136819</p> <p>Query seq. </p> <p>Superfamilies </p>	<p>12</p>	
<p>IPI00072377</p>	<p>SET Isoform 1 of Protein SET ENSG00000119335</p> <p>Query seq. </p> <p>Superfamilies </p>	<p>90</p>	