

Supplemental figure legends

Figure S1. miR-124 regulates IFN- γ expression. The expression of IFN- γ was detected by qRT-PCR in A549 cells transfected with pcDNA3.1, miR-124 nc, miR-124 mimic or miR-124 inhibitor followed by infected without (A) or with BCG (B). Compared with pcDNA3.1 group *: $p < 0.05$. Data represented the mean \pm SD from three independent triplicated experiments (N=6).

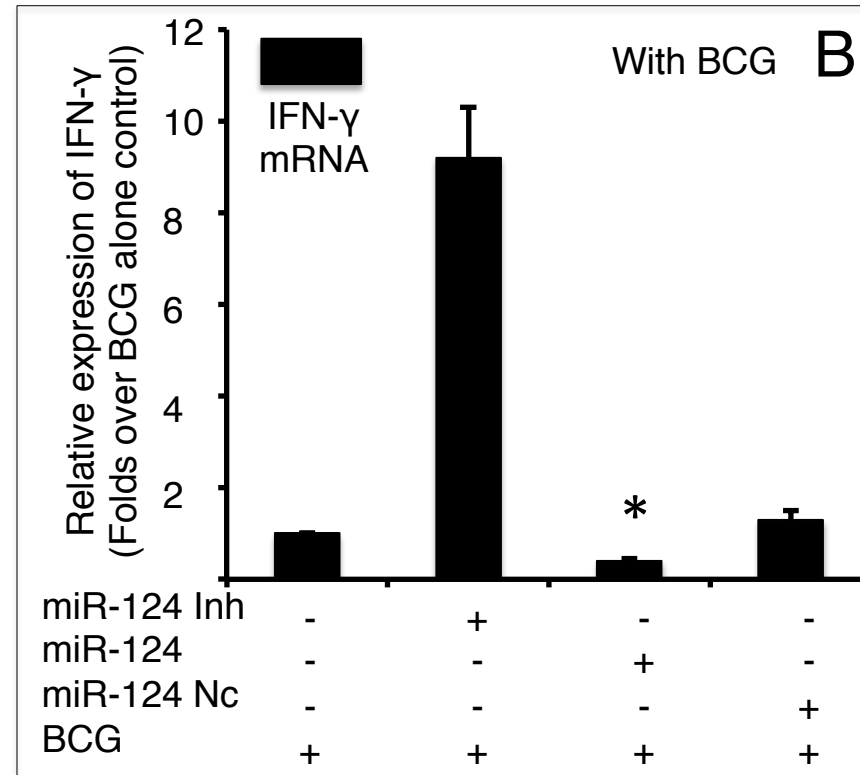
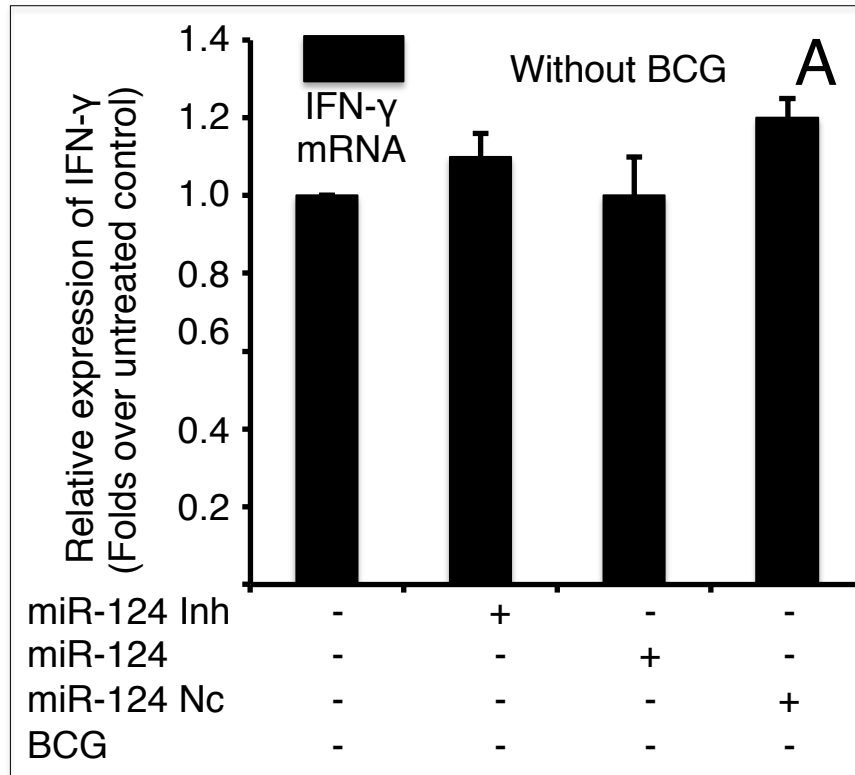
Figure S2. miR-124 regulates IL-1 α expression. The expression of IL-1 α was detected by qRT-PCR in A549 cells transfected with pcDNA3.1, miR-124 nc, miR-124 mimic or miR-124 inhibitor followed by infected without (A) or with BCG (B). Compared with pcDNA3.1 group *: $p < 0.05$. Data represented the mean \pm SD from three independent triplicated experiments (N=6).

Figure S3. miR-124 regulates IL-8 expression. The expression of IL-8 was detected by qRT-PCR in A549 cells transfected with pcDNA3.1, miR-124 nc, miR-124 mimic or miR-124 inhibitor followed by infected without (A) or with BCG (B). Compared with pcDNA3.1 group *: $p < 0.05$. Data represented the mean \pm SD from three independent triplicated experiments (N=6).

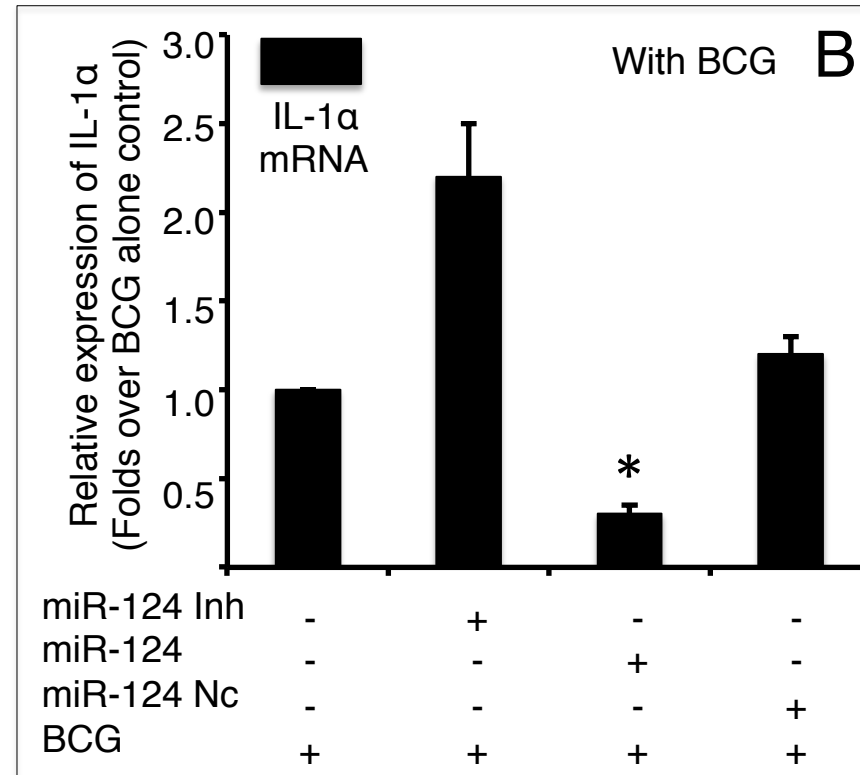
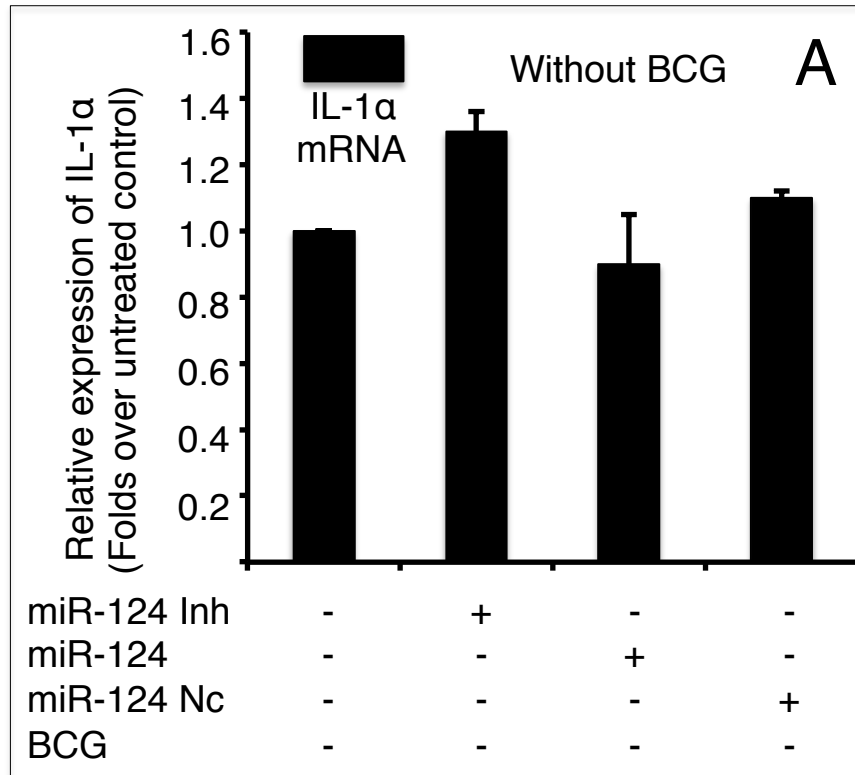
Figure S4. miR-124 regulates IL-12 α expression. The expression of IL-12 α was detected by qRT-PCR in A549 cells transfected with pcDNA3.1, miR-124 nc, miR-124 mimic or miR-124 inhibitor followed by infected without (A) or with BCG (B). Compared with pcDNA3.1 group *: $p < 0.05$. Data represented the mean \pm SD from three independent triplicated experiments (N=6).

Supplemental table 1				
Predicted potential binding site (s) of miR-124 in the 3'-UTR of molecules of human TLR signaling pathway and interleukines				
Signaling	Position of mRNA 3' UTR has-miR-124	predicted consequential pairing of target region (top) and miRNA (bottom)	seed match	probability of preferential conservation
TLR1	none			
TLR2	none			
TLR3	none			
TLR4	none			
TLR5	none			
TLR6	Position 1584-1590	5' ...UCAUGCUGGCCUGUCGCCUUAU... 		poorly conserved
		3' CCGUAAGUGGCGCACGGAAU	7mer-1A	
TLR7	none			
TLR8	none			
TLR9	none			
TLR10	none			
TLR11	unkown			
TLR12	unkown			
Myd88	Position 916-922	5' ...ACUUGUACCUUGAUUGCCUUA... 		poorly conserved
	poorly conserved	3' CCGUAAGUGGCGCACGGAAU	7mer-1A	
TRAF6	Position 42-48 of TRAF6 3' UTR	5' ...UACCUGGAGAAAACAGGCCUUU... 		
	conserved	3' CCGUAAGUGGCGCACGGAAU	7mer-m8	
	Position 1674-1680	5' ...UUGUGUCCUCAGCU-GUGCCUUC... 		poorly conserved
	poorly conserved	3' CCGUAAGUGGCGCACGGAAU	7mer-m8	
	Position 3849-3855	5' ...ACCUAAACAGUGCAAUGCCUUA... 		
	poorly conserved	3' CCGUAAGUGGCGCACGGAAU	7mer-1A	
IRAK1	none			
IRAK1BP1	none			
IRAK2	none			
IRAK3	Position 179-186	5' ...AAACCCUCAAACAGAGGCCUUA... 		poorly conserved
	poorly conserved	3' CCGUAAGUGGCG--CACGGAAU	8mer	
	Position 2779-2785	5' ...AUCCGUGAAAAUCGCUGCCUUA... 		poorly conserved
	poorly conserved	3' CCGUAAGUGGCGCACGGAAU	7mer-1A	
IRAK4	none			
IL-1a	none			
IL-1B	Position 134-140 of IL1B 3' UTR	5' ...CAAUGCCCAACUGCCUGCCUUA... 		poorly conserved
	poorly conserved	3' CCGUAAGUGGCGCACGGAAU	7mer-1A	
IL-2	none			
IL-3	none			
IL-4	none			
IL-5	none			
IL-6	none			
IL-7	Position 605-611 of IL7 3' UTR	5' ...UGAAUGUGUAACACAGGCCUUC... 		poorly conserved
	poorly conserved	3' CCGUAAGUGGCGCACGGAAU	7mer-m8	
IL-8	none			
IL-9	none			
IL-10	none			
IL-11	Position 150-157	5' ...GCCUGGGGGCAUCUGGCCUUA... 		poorly conserved
	conserved	3' CCGUAAGUGGCGCACGGAAU	8mer	
IL-12a	none			
IL-12b	none			
IL-13	none			
IL-15	none			
IL-16	none			
IL-17a,b,c,d,f	none			
IL-18	none			
IL-19	none			
IL-20	none			
IL-21	none			
IL-23	none			
IL-24	none			
IL-25	none			
IL-26	none			
IL-27	none			
IL-29	none			
IL-31	none			
IL-32	none			
IL-33	none			
IL-34	none			
IL-36	none			
IL-37	none			

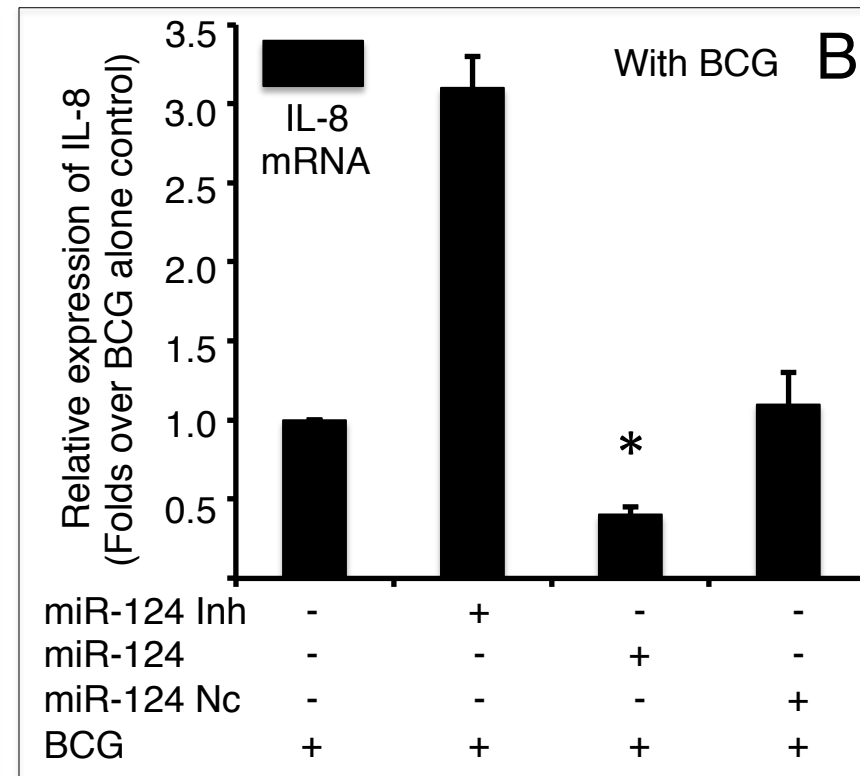
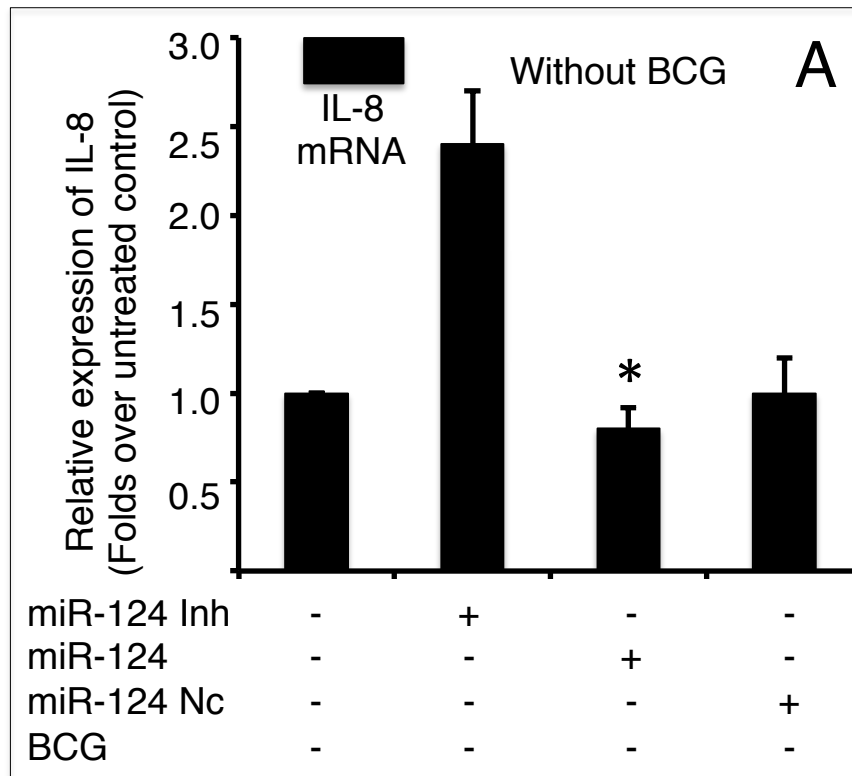
Ma, et al., 2013
Figure S1



Ma, et al., 2013
Figure S2



Ma, et al., 2013
Figure S3



Ma, et al., 2013
Figure S4

