



**London
Research
Centre**

Demographic
and Statistical
Studies

**London Borough Council Elections
5 May 1994**

**including
Results
from the
European
Elections**



**London
Research
Centre**

Demographic
and Statistical
Studies

**London
Borough
Council
Elections
5 May 1994**

including Results
from the European
Elections

Michael Minors
Dennis Grenham

with commentary by
Tony Travers, London School of
Economics

Contents

page

- i** State of the political parties in the new councils
- iii** Commentary
- ix** Technical notes
- xi** Summary of election facts and figures, 1994
- xv** Number of candidates and votes by party
- i** Results
- 189** Voting Statistics
- 222** European Elections
- 224** Maps
- 227** Additional party codes used in previous elections and Euro-elections
- 227** Previous LRC publications on London Borough Elections

**British Library
Cataloguing in
Publication Data**

A catalogue record
for this book is available
from the British Library

ISBN 1 85261 207 X

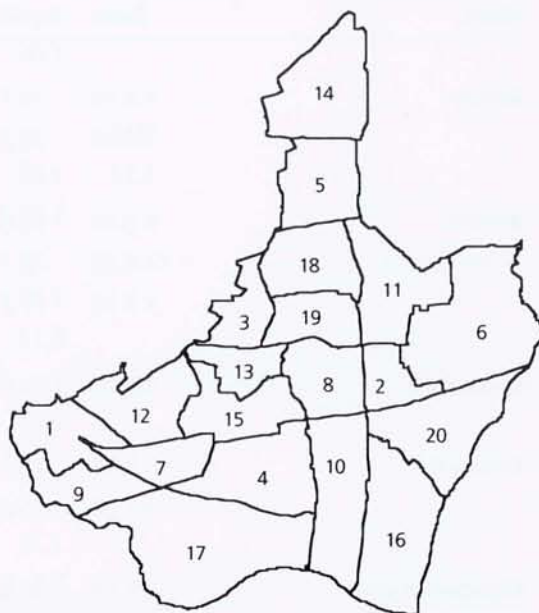
Copyright
London Research Centre
1994

81 Black Prince Road
London SE1 7SZ
071 735 4250
Fax 071 627 9606

Barking and Dagenham

Labour administration

1 Abbey	11 Heath
2 Alibon	12 Longbridge
3 Becontree	13 Manor
4 Cambell	14 Marks Gate
5 Chadwell Heath	15 Parsloes
6 Eastbrook	16 River
7 Eastbury	17 Thames
8 Fanshawe	18 Triptons
9 Gascoigne	19 Valence
10 Goresbrook	20 Village



State of the Parties 1964-94

	CON	LAB	LD	Others	Total
5.5.94	-	47	1	3	51
3.5.90	-	44	1	3	48
8.5.86	3	35	5	5	48
6.5.82	3	37	3	5	48
4.5.78	3	42	-	3	48
4.5.74	-	45	-	4	49
13.5.71	-	45	-	4	49
9.5.68	13	32	-	4	49
7.5.64	-	45	-	4	49

% Share of the Poll

	% poll	CON	LAB	LD	Others
5.5.94	38.7	3.3	71.3	18.3	7.0
3.5.90	38.6	15.3	70.2	10.4	4.1
8.5.86	34.9	11.2	57.7	22.5	8.6
6.5.82	33.7	22.6	50.5	14.8	12.0
4.5.78	34.0	22.2	63.6	4.5	9.7
4.5.74	26.7	10.8	74.5	6.5	8.2
13.5.71	32.3	11.4	81.7	0.9	6.0
9.5.68	25.2	34.0	51.8	3.9	10.3

Changes 1990-94

	CON	LAB	LD	Others	Total
Old Council 1994	-	44	1	3	48
Vacancies	-	-	-	-	-
By-elections	-	-	-	-	-
Transfers of Allegiance	-	-	-	-	-
3.5.90	-	44	1	3	48

General Statistics

		Barking and Dagenham	London
May 1994	Electorate	114,450	4,872,088
Census 1991	Resident population aged 18+	110,033	5,228,925
	% Resident population of retirement age	20.5	16.8
	% Black and other ethnic minority groups	6.8	20.2
	% Households with children aged under 5	14.3	12.8
	% Households with only one adult and child(ren)	5.0	4.8
	% Households with an adult living alone	27.4	31.9
	% Households with over 1.0 persons per room	4.0	4.1
	% Households with 2 cars or more	14.5	18.2
	% Households in owner-occupied accommodation	51.8	57.2
May 1994	% Unemployed	12.5	12.9
April 1994	Band 'D' Council Tax	£513.00	£533.91

% Share of the Poll

Ward	Date	%poll	CON	LAB	LD	Others
						IND
Abbey	5.5.94	39.7	8.0	60.9	12.0	19.1
	3.5.90	35.2	18.6	64.3	17.1	
Alibon <i>by-election</i>	5.5.94	36.9	-	84.9	15.1	
	13.2.92	26.1	22.5	56.3	21.2	
	3.5.90	37.5	12.7	79.3	7.9	
Becontree	5.5.94	34.0	-	81.3	18.7	
Cambell	5.5.94	38.3	-	83.6	16.4	
	3.5.90	36.8	14.1	85.9	-	
						RES
Chadwell Heath <i>by-election</i>	5.5.94	40.6	6.4	38.3	6.2	49.1
	2.4.92	33.3	14.2	36.5	-	49.3
	3.5.90	42.3	11.9	36.4	-	51.8
Eastbrook	5.5.94	35.1	-	83.4	16.6	
	3.5.90	35.6	19.9	80.1	-	
						ILIB
Eastbury	5.5.94	56.1	-	49.2	50.8	
	3.5.90	51.6	6.3	52.7	37.8	3.3
						DCOM
Fanshawe	5.5.94	37.4	-	82.4	17.6	
	3.5.90	36.0	11.6	85.4	-	3.0
Gascoigne	5.5.94	34.5	-	61.3	38.7	
	3.5.90	37.5	-	51.9	48.1	
Goresbrook	5.5.94	38.3	-	83.7	16.3	
	3.5.90	37.8	11.6	78.0	10.4	
Heath	5.5.94	36.8	-	90.7	9.3	
	3.5.90	36.1	19.0	81.0	-	
Longbridge	5.5.94	45.3	26.6	50.0	23.5	
	3.5.90	43.8	43.3	47.1	9.6	
Manor	5.5.94	38.3	-	81.7	18.3	
	3.5.90	40.5	11.7	80.6	7.7	
Marks Gate	5.5.94	37.4	-	77.7	22.3	
	3.5.90	44.8	16.7	83.3	-	
						ILAB
Parsloes	5.5.94	38.8	-	48.8	13.4	37.8
	3.5.90	39.0	15.6	72.4	11.9	

Ward	Date	%poll	CON	LAB	LD	Others
River	5.5.94	33.6	-	79.9	20.1	
	3.5.90	32.5	19.6	80.4	-	
Thames	5.5.94	46.5	-	76.9	10.1	BNP 12.9
	3.5.90	41.9	-	89.8	10.2	
Triptons	5.5.94	35.8	-	83.5	16.5	
	3.5.90	38.7	16.9	71.6	11.6	
Valence	5.5.94	38.4	-	82.0	18.0	
	3.5.90	
Village	5.5.94	36.9	9.1	79.8	11.1	
	3.5.90	35.6	15.9	75.4	8.7	

Results

Abbey

No change

Alexander, Jeannette L.	LAB	1,601
Bramley, Graham J.	LAB	1,562
Fani, Mohammed A.R.	LAB	1,403
Kaul, Narain C.	IND	476
Stepton, Claire D.	LD	317
Stepton, Anthony D.	LD	310
Tester, Margaret L.	LD	273
Stavers, John J.	CON	217
Whitton, Danielle	CON	202
Whitton, Robert D.	CON	183

Alibon

No change

Wade, Terence G.W.	LAB	1,208
White, Ernest J.	LAB	1,189
Cooper, Joan M.	LD	224
Luby, Linda A.	LD	203

Becontree

New ward

Bradley, Edith E.	LAB	1,354
Wainwright, John P.	LAB	1,292
Evans, Clifford P.	LD	313
McGuinness, Linda M.	LD	294

Cambell

No change

Arnold, Mabel R.	LAB	1,896
Rawlinson, Joan E.	LAB	1,839
van Roten, June M.	LAB	1,742
Boorman, Heather B.	LD	385
Boorman, David F.	LD	369
Durrant, Elizabeth A.R.	LD	322

Chadwell Heath

No change

Gibbs, Albert	REA	1,362
Curtis, Ronald J.	REA	1,359
Jeyes, Robert J.E.	REA	1,269
Gasson, Violet M.	LAB	1,089
Cridland, Vera W.	LAB	1,071
Murchie, Malcolm K.	LAB	956
Gilding, Mark D.	CON	193
Graham, John F.	CON	183
Fernando, Anil S.	LD	167
Keefe, Sharon P.	CON	143

Eastbrook

No change

Blackburn, Richard	LAB	1,788
Tibble, Frederick G.	LAB	1,739
Bunn, Lawrence E.	LAB	1,682
Lambart, Angela	LD	390
Lewis, Donna M.	LD	328
Williams, Jacqueline A.	LD	317

Eastbury

1 no change - 1 LD gain from LAB

Manley, Patrick J.	LAB	1,188
Churchman, Stephen W.	LD	1,186
Richardson, Deborah	LD	1,086
Mayor, Gordon P.J.	LAB	1,013

Fanshawe

No change

Jones, Frederick C.	LAB	1,788
Parkin, Raymond B.	LAB	1,696
Thomas, John S.	LAB	1,569
Deller, Margaret D.	LD	368
Williams, Timothy S.	LD	350

Gascoigne

2 no change - 1 LAB gain from LD

Flint, Kathleen J.	LAB	1,214
Kelly, Suzanne K.	LAB	1,147
Rush, Valerie M.	LAB	1,107
Cooper, Alan H.G.	LD	760
Oram, David A.	LD	732
Colclough, Richard A.	LD	700

Goresbrook

No change

Power, Terence P.	LAB	1,608
Thomas, Alan G.	LAB	1,566
Downs, Peter B.	LD	310
Downs, Hayley C.	LD	306

Heath

No change

Fairbrass, Charles J.	LAB	1,907
Kallar, Sidney	LAB	1,801
Lawrence, John H.	LAB	1,762
Eddy, Sylvia M.	LD	205
Payne, Steven J.	LD	192
Kemnitz, Jean Y.	LD	166

Longbridge

No change

Sterry, David J.	LAB	1,442
Bomberg, Dennis W.	LAB	1,376
Gill, Nirmal S.S.	LAB	1,325
Beadle, Brian B.	LD	752
Cook, Brian	CON	750
Burch, Peter M.	CON	741
Burch, Valerie	CON	712
Felton, Daniel J.	LD	613
Meyer, Nigel L.	LD	583

Manor

No change

Hannah-Rogers, Alastair J.	LAB	1,401
Hannah-Rogers, Rita P.	LAB	1,364
Gregory, Roy C.	LD	335
Kenworthy, Mildred	LD	283

Marks Gate

1 no change - 1 extra seat

Worby, Maureen M.	LAB	921
Melia, Peter J.	LAB	845
Chapman, Winifred E.	LD	260
Miller, Roger E.	LD	248

Parsloes

No change

Butler, Joseph A.	LAB	1,000
Walker, Brian P.	LAB	947
Broughton, John W.	ILAB	753
Churchman, Wendy M.	LD	282
Richardson, John C.A.	LD	252

River

No change

Twomey, Patricia A.	LAB	1,200
Jamu, Inder S.	LAB	1,064
Mansfield, Robert R.	LD	332
McGuinness, Leonard G.	LD	239

Thames

No change

Shaw, George H.	LAB	1,517
Patient, Royston A.J.	LAB	1,476
Hewitt, Gary J.	BNP	252
Kelly, Catherine M.	LD	204
Kelly, John	LD	191

Triptons

No change

Brooker, George A.	LAB	1,804
Davis, John	LAB	1,749
Geddes, Cameron	LAB	1,560
Barker, Kenneth G.	LD	362
Griffin, June W.	LD	327
Walker, Anthony J.	LD	322

Valence

No change

Bruce, Jean E.M.	LAB	1,840
Collins, Leonard A.	LAB	1,758
Osborn, Bryan M.	LAB	1,753
Hilton, Irene L.	LD	445
Tester, Bryan P.	LD	339

Village

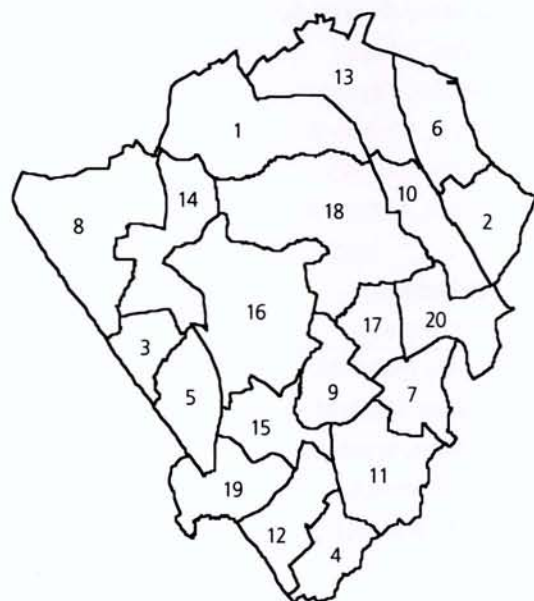
No change

Golden, Katherine A.	LAB	1,968
Best, Darrin F.	LAB	1,872
Dale, William C.	LAB	1,849
Lepley, Peter M.	LD	276
Holmes, Linda J.	LD	264
Coombs, Kenneth M.	CON	250
Hodge, Samuel G.	LD	248
Mallindine, Terence A.	CON	205
Preston, William C.	CON	195

Barnet

Labour and Liberal Democrat joint administration

- | | |
|------------------|------------------|
| 1 Arkley | 11 Garden Suburb |
| 2 Brunswick Park | 12 Golders Green |
| 3 Burnt Oak | 13 Hadley |
| 4 Childs Hill | 14 Hale |
| 5 Colindale | 15 Hendon |
| 6 East Barnet | 16 Mill Hill |
| 7 East Finchley | 17 St Paul's |
| 8 Edgware | 18 Totteridge |
| 9 Finchley | 19 West Hendon |
| 10 Friern Barnet | 20 Woodhouse |



State of the Parties 1964-94

	CON	LAB	LD	Others	Total
5.5.94	29	25	6	-	60
3.5.90	39	18	3	-	60
8.5.86	39	18	3	-	60
6.5.82	48	12	-	-	60
4.5.78	49	10	-	1	60
4.5.74	42	17	-	1	60
13.5.71	43	17	--	-	60
9.5.68	56	3	1	-	60
7.5.64	37	13	6	-	56

% Share of the Poll

	% poll	CON	LAB	LD	Others
5.5.94	45.4	36.7	40.1	19.4	3.8
3.5.90	50.0	45.9	35.2	10.1	8.8
8.5.86	42.0	43.4	30.5	22.6	3.5
6.5.82	43.3	48.8	23.9	26.2	1.1
4.5.78	43.6	57.1	30.4	9.8	2.7
4.5.74	39.1	48.3	33.1	17.5	1.1
13.5.71	36.8	49.4	37.8	11.6	1.2
9.5.68	40.8	62.5	17.0	20.3	0.3

Changes 1990-94

	CON	LAB	LD	Others	Total
Old Council 1994	39	18	3	-	60
Vacancies	-	-	-	-	-
By-elections	-	-	-	-	-
Transfers of Allegiance	-	-	-	-	-
3.5.90	39	18	3	-	60

General Statistics

		Barnet	London
May 1994	Electorate	212,131	4,872,088
Census 1991	Resident population aged 18+	229,481	5,228,925
	% Resident population of retirement age	18.6	16.8
	% Black and other ethnic minority groups	18.4	20.2
	% Households with child(ren) aged under 5	12.8	12.8
	% Households with only one adult and child(ren)	3.2	4.8
	% Households with an adult living alone	28.8	31.9
	% Households with over 1.0 persons per room	3.3	4.1
	% Households with 2 cars or more	26.3	18.2
	% Households in owner-occupied accommodation	68.9	57.2
May 1994	% Unemployed	9.1	12.9
April 1994	Band 'D' Council Tax	£569.40	533.91

% Share of the Poll

Ward	Date	%poll	CON	LAB	LD	Others	
Arkley	5.5.94	49.3	33.4	49.9	16.7		
	3.5.90	50.4	42.3	44.5	13.1		
Brunswick Park	5.5.94	42.8	45.5	36.8	17.7		
	3.5.90	46.4	56.0	33.0	11.0		
						GRE	
Burnt Oak <i>by-election</i>	5.5.94	42.8	13.3	72.2	8.5	6.0	
	6.6.91	34.3	18.9	64.5	13.2	3.4	
	3.5.90	44.6	27.0	55.4	7.4	10.1	
Childs Hill	5.5.94	44.1	28.6	20.1	51.3		
	3.5.90	50.7	32.5	22.6	38.7	6.2	
						GRE	RES
Colindale	5.5.94	39.7	18.1	64.8	10.1	7.0	
	3.5.90	43.1	22.1	47.4	6.5	9.0	14.9
						SDP	
East Barnet	5.5.94	48.3	36.0	44.0	20.0		
	3.5.90	49.6	45.5	39.6	10.8	4.0	
						GRE	
East Finchley	5.5.94	50.9	20.3	58.6	10.1	11.0	
	3.5.90	53.0	35.3	64.7	-		
						GRE	
Edgware	5.5.94	39.4	48.7	33.6	17.6		
	3.5.90	45.6	59.0	25.5	7.6	7.9	
						GRE	
Finchley	5.5.94	46.4	48.7	30.1	15.3	5.9	
	3.5.90	56.7	56.7	28.7	5.6	9.0	
Friern Barnet	5.5.94	46.9	46.7	36.6	16.6		
	3.5.90	54.3	52.9	36.9	10.2		
						GRE	
Garden Suburb <i>by-election</i>	5.5.94	42.2	43.5	16.5	40.0		
	6.5.93	32.2	48.4	17.0	34.5		
	3.5.90	51.3	59.6	11.3	19.3	9.8	
						GRE	
Golders Green	5.5.94	41.3	40.5	29.9	26.7	2.9	
	3.5.90	48.8	38.8	28.2	26.4	6.6	
						GRE	IND
Hadley	5.5.94	46.3	34.0	29.0	21.5	9.3	6.1
	3.5.90	50.9	39.0	20.8	9.2	9.7	21.3
						GRE	
Hale	5.5.94	47.2	42.6	40.1	17.4		
	3.5.90	51.2	50.3	31	9.2	9.4	
						GRE	
Hendon	5.5.94	40.1	43.4	30.9	18.2	7.5	
	3.5.90	47.1	58.2	32.0	9.8		

Ward	Date	%poll	CON	LAB	LD	GRE	Others
Mill Hill <i>by-election</i>	5.5.94	44.3	39.0	20.5	40.5		
	26.9.91	26.4	53.7	22.6	20.2	3.5	
	3.5.90	47.2	55.2	25.2	10.3	9.3	
St Paul's	5.5.94	55.9	39.6	46	9.2	5.3	ICON
	3.5.90	58.4	40.4	36.7	-	13.4	9.5
						GRE	NLP
Totteridge	5.5.94	43.5	47.7	31.3	18.4		2.6
	3.5.90	49.3	55.2	26.2	9.4	9.1	
						GRE	IND
West Hendon <i>by-election</i>	5.5.94	39.1	27.0	52.8	13.0	7.2	
	2.12.93	29.9	20.9	50.5	3.2	-	25.3
	3.5.90	45.9	41.6	49.6	8.8		
Woodhouse	5.5.94	55.5	36.2	52.8	11.0		
	3.5.90	54.7	48.9	51.1	-		

Results

Arkley

No change

Campbell, Anita	LAB	2,852
Coleman, Pamela	LAB	2,701
McFadyen, Linda R.	LAB	2,574
Kay, Jonathan P.	CON	1,854
Cameron, Jeremy M.	CON	1,838
Yacobi, Arik	CON	1,744
Barnett, Mary	LD	975
Godman, Victor F.	LD	869
Cleal, Michael A.	LD	867

Brunswick Park

No change

Goodman, Donald R.	CON	1,985
Palmer, Irene R.	CON	1,834
Rawles, John D.	CON	1,817
Cohen, Jeffrey G.	LAB	1,576
Griffin, Bridget J.	LAB	1,505
Wallace, Ian	LAB	1,472
Finlayson, Peter J.	LD	785
Lillywhite, Alwena M.	LD	723
Wicksteed, Yvonne	LD	688

Burnt Oak

No change

Carney, Rosemary A.	LAB	2,754
Williams, Alan J.	LAB	2,722
Turner, Allan J.	LAB	2,703
Dyall, Keith F.	CON	525
Sparrow, Patricia M.	CON	504
Maund, Alan R.	CON	481
Farbey, Barbara A.	LD	340
Harris, Cyril M.	LD	324
Pattison, Diana C.	LD	301
Doyle, Anne B.	GRE	225

Childs Hill

No change

Cohen, Jack B.	LD	1,986
Palmer, Susette S.	LD	1,887
Davies, Jonathan M.	LD	1,765
Dunner, Abraham M.	CON	1,172
Singh, Dineshwar	CON	986
Halfon, Robert H.	CON	984
Hulstrom, Anthony G.J.	LAB	760
Karmi, Ghada	LAB	732
Reith, Bryan F.	LAB	710

Colindale

No change

Hillman, Ellis S.	LAB	2,588
Williams, David G.	LAB	2,553
Sargeant, Gillian W.	LAB	2,450
Scott, Alan L.	CON	747
Williams, Philip H.	CON	690
Linton, Robert B.	CON	688
Dodd, Mary	LD	430
Roycroft, Arthur J.	LD	389
Keech, David J.	LD	368
Crisp, Norman D.	GRE	273

East Barnet

3 LAB gains from CON

Jarvis, Elizabeth A.T.	LAB	2,331
Chopra, Usha K.	LAB	2,222
Soer, Richard G.	LAB	2,175
Evans, Olwen M.	CON	1,992
Anani, Jihad Y.	CON	1,779
Tombolis, Frixos G.	CON	1,740
Neil, Margaret J.	LD	1,120
Watkins, Peter D.	LD	1,010
Wicksteed, Charles E.K.	LD	922

East Finchley

No change

Ryan, Joan M.	LAB	3,416
Gordon, Helen E.	LAB	3,340
Vis, Rudolf J.	LAB	3,203
Finkelstein, Daniel W.	CON	1,187
Antoniou, Barry	CON	1,138
Landsman, Marc J.	CON	1,115
Lynch, Noel T.	GRE	624
Edwards, Elinor T.	LD	595
Darrer, Diana D.	LD	582
Darrer, Thomas G.	LD	534

Edgware

No change

Czarny, Julian D.	CON	2,098
Lester, Malcolm E.	CON	1,986
Scannell, Joan	CON	1,934
Sloam, Alan M.	LAB	1,430
Hurcombe, Keith C.	LAB	1,387
Sloam, Zena	LAB	1,336
Gregory, Susanne C.	LD	754
Burton, June D.	LD	741
Lamprell, Kathleen	LD	681

Finchley

No change

Greenspan, Eva	CON	2,285
Sussman, Leslie	CON	2,176
Langstone, Barbara I.	CON	2,149
Calnan, Denis M.	LAB	1,384
Cuttell, Josephine	LAB	1,369
McGuirk, Mary P.	LAB	1,337
Blount, Malcolm S.H.	LD	721
Singh, Jasbir J.	LD	664
Clarkson, Gustav	GRE	316
Strangeways, Janet E.M.	GRE	217

Friern Barnet

No change

Carter, Thomas J.	CON	2,242
Salinger, Brian L.	CON	2,198
Tiplady, John C.	CON	2,179
Chapman, Roger W.	LAB	1,835
Montague, Simon B.	LAB	1,741
Harris, Michael W.	LAB	1,617
Harris, Matthew F.	LD	827
Griffiths, Jonathan H.L.	LD	774
Deller, Steven J.	LD	758

Garden Suburb

No change

Davis, Frank	CON	1,748
Shutz, Roy M.	CON	1,724
Khamisa, Mohammed J.	CON	1,665
Harris, Marjorie A.	LD	1,645
Watkins, Millicent J.	LD	1,552
Ive, David H.	LD	1,520
Angell, Naomi E.	LAB	668
Westman, Jula	LAB	648
Kohll, Carol A.	LAB	634

Golders Green

No change

Cohen, Melvin	CON	1,758
Hedge, John	CON	1,495
Moulin, Michele C.	CON	1,415
Doyle, Michael C.	LAB	1,218
Miller, Montague	LAB	1,137
Manson, Barrie R.	LD	1,106
Macedo, Dorothy P.	LAB	1,083
Green, Michael A.	LD	1,009
Druiff, Rita D.	LD	959
Dunn, Miranda J.	GRE	125
Lansdowne, Karen A.	GRE	97

Hadley

No change

Hayball, Mark	CON	2,377
Mammatt, Hazel E.	CON	2,339
Patel, Kantilal S.	CON	2,037
Campbell, Michael B.	LAB	1,961
Feldman, Jean M.	LAB	1,915
Clarke, David A.	LAB	1,885
Hooker, Sean J.	LD	1,523
Orr, Trevor J.	LD	1,479
Povah, Brigid M.	LD	1,263
Riley, Timothy	GRE	612
Johnson, Christopher V.	IND	406

Hale

2 no change - 1 LAB gain from CON

Pym, Leslie J.	CON	1,914
Scott, Sheila M.	CON	1,859
Dickie, Andrew V.A.	LAB	1,820
Old, Graham D.	CON	1,726
Heathfield, Janet M.	LAB	1,701
Parnaby, William J.	LAB	1,653
Creighton, James M.	LD	788
Patton, Guy J.	LD	730
Jacobs, Geoffrey A.	LD	723

Hendon

No change

Finn, Anthony H.	CON	2,036
Poole, Frederick E.	CON	1,823
Bunn, Edward P.	CON	1,791
Francombe, Colin	LAB	1,464
Simons, David E.	LAB	1,302
Killingback, Alan J.	LAB	1,260
Palmer, Fiona A.	LD	852
Defries, Harold M.	LD	825
Rodwell, Martin K.	LD	700
White, Graham C.	GRE	325

Mill Hill

3 LD gains from CON

Gottsche, Sheila	LD	1,836
Davies, Jeremy E.	LD	1,830
Casey, Wayne J.	LD	1,817
Hart, John R.	CON	1,795
Ellison, Jane E.	CON	1,781
Holland, Peter	CON	1,701
Smith, Jean	LAB	939
Janeway, George I.	LAB	923
Epstein, Michael C.	LAB	910

St Paul's

3 LAB gains from CON

Lyons, Kitty	LAB	2,553
McGuirk, Katherine M.	LAB	2,476
Tierney, James B.	LAB	2,428
Hart, Helena D.	CON	2,148
Freer, Michael W.	CON	2,143
Phillips, Mary	CON	2,126
Beales, Joan S.	LD	514
Beales, John M.	LD	503
Loxton, David J.	LD	473
Colmans, Maureen T.	GRE	322
Gunstock, Ashley	GRE	314
Vigay, Dennis E.	GRE	222

Totteridge

No change

Lyon, Victor	CON	2,259
Usher, Victor H.	CON	2,218
Edson, Kevin D.	CON	2,180
Roberts, Timothy J.	LAB	1,492
Saxon, David J.	LAB	1,441
Spawls, Victoria M.	LAB	1,439
Keech, Jennifer E.	LD	863
Cleal, Bernadette C.	LD	853
Sullivan, Nicholas O.	LD	853
Derksen, Diane	NLP	120

West Hendon

No change

Marks, Gina E.	LAB	2,008
Slocombe, Agnes C.	LAB	1,968
Kissen, Nicholas F.H.	LAB	1,941
Berens, David A.	CON	1,070
Twomey, David A.	CON	1,004
Twomey, Susan A.	CON	957
Coward, Erika I.	LD	500
Coward, Richard J.	LD	500
Rodwell, Shirley J.	LD	455
Clode, Fiona E.	GRE	268

Woodhouse

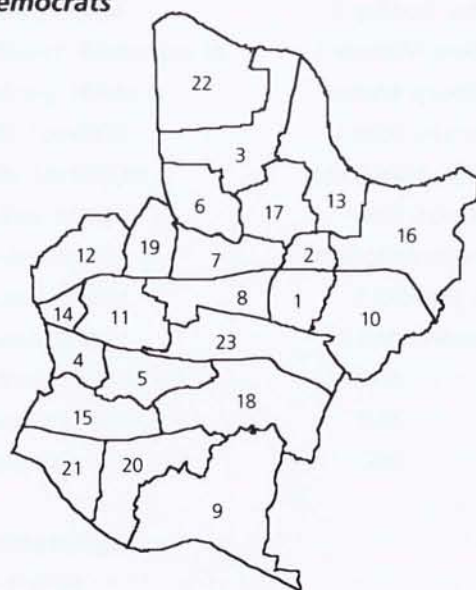
No change

Cross, Stanley J.	LAB	3,084
Packer, Melanie J.	LAB	2,928
Salsbury, Joanna	LAB	2,915
Coleman, Brian J.	CON	2,093
Russell, Mary E.J.M.	CON	2,036
Yallouros, Peter	CON	1,986
Abrahams, Rosalind A.	LD	666
Lee, Geoffrey E.	LD	614
Manson, Joy R.D.	LD	585

Bexley

Labour administration with the support of the Liberal Democrats

- | | |
|-----------------------|-------------------------|
| 1 Barnehurst | 13 Erith |
| 2 Barnehurst North | 14 Falconwood |
| 3 Belvedere | 15 Lamorbey |
| 4 Blackfen | 16 North End |
| 5 Blendon and Penhill | 17 Northumberland Heath |
| 6 Bostall | 18 St Mary's |
| 7 Brampton | 19 St Michael's |
| 8 Christchurch | 20 Sidcup East |
| 9 Cray | 21 Sidcup West |
| 10 Crayford | 22 Thamesmead East |
| 11 Danson | 23 Upton |
| 12 East Wickham | |



State of the Parties 1964-94

	CON	LAB	LD	Others	Total
5.5.94	24	24	14	-	62
3.5.90	35	18	9	-	62
8.5.86	36	15	11	-	62
6.5.82	41	14	7	-	62
4.5.78	43	18	-	1	62
4.5.74	37	22	-	-	59
13.5.71	24	32	-	-	56
9.5.68	55	-	-	1	56
7.5.64	17	39	-	-	56

% Share of the Poll

	% poll	CON	LAB	LD	Others
5.5.94	49.6	38.0	36.4	24.7	0.8
3.5.90	50.1	47.2	36.3	12.7	3.9
8.5.86	46.4	43.4	29.5	26.6	0.5
6.5.82	45.4	50.5	23.8	25.5	0.2
4.5.78	46.3	51.5	39.1	5.9	3.5
4.5.74	41.4	49.8	38.3	11.8	0.1
13.5.71	46.6	43.9	52.9	2.9	0.4
9.5.68	48.0	65.2	28.4	3.9	2.5

Changes 1990-94

	CON	LAB	LD	Others	Total
Old Council 1994	34	17	9	1	61
Vacancies	-	-1	-	-	-1
By-elections	-1	+1	-	-	-
Transfers of Allegiance	-	-1	-	+1	-
3.5.90	35	18	9	-	62

General Statistics

General Statistics		Bexley	London
May 1994	Electorate	165,450	4,872,088
Census 1991	Resident population aged 18+	166,850	5,228,925
	% Resident population of retirement age	17.4	16.8
	% Black and other ethnic minority groups	5.8	20.2
	% Households with child(ren) aged under 5	13.6	12.8
	% Households with only one adult and child(ren)	2.9	4.8
	% Households with an adult living alone	24.1	31.9
	% Households with over 1.0 persons per room	1.6	4.1
	% Households with 2 cars or more	26.1	18.2
	% Households in owner-occupied accommodation	78.8	57.2
May 1994	% Unemployed	8.3	12.9
April 1994	Band 'D' Council Tax	£510.00	£533.91

% Share of the Poll

Ward	Date	%poll	CON	LAB	LD	Others	
Barnehurst	5.5.94	51.3	45.5	34.5	20.0		
	3.5.90	51.8	55.9	29.0	15.0		
Barnehurst North	5.5.94	63.0	40.9	42.9	16.2		
	3.5.90	64.6	40.4	33.0	26.6		
Belvedere	5.5.94	47.7	36.8	47.5	15.8		
	3.5.90	46.7	42.8	57.2	-		
Blackfen	5.5.94	53.1	37.1	22.5	40.5		
	3.5.90	49.4	49.7	24.6	25.7		
Blendon and Penhill	5.5.94	46.0	55.0	26.1	18.9		
	3.5.90	49.0	64.3	24.9	10.8		
						INDAPT	SDP
Bostall	5.5.94	56.0	44.7	32.1	23.2		
	3.5.90	53.9	53.9	30.8	-	5.7	9.6
						IND	
Brampton	5.5.94	52.2	44.2	35.8	20.0		
	3.5.90	54.5	51.4	31.9	13.4	3.3	
Christchurch	5.5.94	50.3	35.4	22.4	42.2		
	3.5.90	47.7	54.8	31.8	13.4		
Cray	5.5.94	55.4	37.0	51.6	11.4		
	3.5.90	53.4	52.6	47.4	-		
						SDP	
Crayford	5.5.94	47.1	29.6	54.5	15.8		
	3.5.90	47.3	38.1	51.2	-	10.7	
Danson	5.5.94	50.5	22.1	20.7	57.1		
	3.5.90	52.7	35.0	17.9	47.1		
East Wickham <i>by-election</i>	5.5.94	51.0	23.1	34.3	42.6		
	9.6.92	36.9	18.7	37.4	44.0		
	3.5.90	55.3	31.5	28.1	40.4		
						SDP	
Erith	5.5.94	44.3	33.1	53.5	13.4		
	3.5.90	45.7	35.3	55.1	-	9.6	
Falconwood	5.5.94	62.1	44.2	13.6	42.3		
	3.5.90	60.4	42.0	17.1	40.9		
						SDP	
Lamorbey	5.5.94	52.1	53.7	26.4	19.9		
	3.5.90	53.5	57.1	25.1	-	17.8	
						SDP	
North End	5.5.94	44.6	22.9	64.4	12.7		
	3.5.90	44.7	24.9	65.8	-	9.3	
Northumberland Heath	5.5.94	49.8	33.9	52.0	14.1		
	3.5.90	51.8	47.5	52.5	-		
						SDP	
St Mary's	5.5.94	48.0	57.3	21.5	21.2		
	3.5.90	52.5	64.5	23.5	-	12.0	
St Michael's	5.5.94	54.4	23.1	34.4	42.5		
	3.5.90	55.0	34.3	28.9	36.9		

Ward	Date	%poll	CON	LAB	LD	IND	NLP	Others
Sidcup East	5.5.94	49.3	43.9	26.5	14.2	13.9	1.5	
	3.5.90	50.4	54.7	33.3	12.0			
Sidcup West	5.5.94	48.6	52.1	24.5	23.4			
	3.5.90	49.6	64.6	22.1	13.3			
Thamesmead East	5.5.94	35.7	25.7	57.5	16.8			
	3.5.90	33.3	36.4	63.6	-			
Upton <i>by-election</i>	5.5.94	53.4	36.2	39.6	24.2			
	6.5.93	44.9	36.2	39.2	24.7			
	3.5.90	50.9	52.0	36.6	11.4			

Results

Barnehurst

No change

Gillespie, Richard M.	CON	1,051
Barman, Ronald R.	CON	1,018
Allen, Kathleen M.	LAB	820
White, Leslie J.	LAB	750
Davey, Peter L.W.	LD	504
Toward, Brian	LD	408

Barnehurst North

LAB gain from CON

Perrin, Trevor V.	LAB	852
Bowes, John V.	CON	813
Arklie, Neil J.	LD	323

Belvedere

No change

Hollamby, Peter	LAB	1,985
Lucas, Richard	LAB	1,918
Huish, Brionie L.	LAB	1,856
Brooks, Mark J.	CON	1,568
Adhihetty, Hazel M.	CON	1,451
Mankerty, John	CON	1,441
Jamieson, Florence M.	LD	736
Pamphilon, Stephen D.	LD	599
Richardson, Ricky	LD	581

Blackfen

2 LD gains from CON

Hurren, Paul W.	LD	1,071
Scopes, Peter G.	LD	1,018
Howard, Barry	CON	959
Passey, Margaret	CON	955
Drury, Timothy P.	LAB	631
Robbins, Norman F.	LAB	529

Blendon and Penhill

No change

Antenbring, Beatrice J.	CON	1,780
Stewart, Joan W.	CON	1,757
Warbey, Edward	CON	1,716
Gilkison, William	LAB	860
Hinds, David A.	LAB	849
Pegg, John R.	LAB	787
Gregory, Roman E.	LD	613
Matthews, Stephen J.	LD	613
La Roche, Doreen V.	LD	574

Bostall

No change

Charlton, Alfred H.	CON	1,854
Sams, Rita M.	CON	1,669
Wilkinson, John P.	CON	1,616
Barrett, Michael A.	LAB	1,301
Etheridge, Graeme N.C.	LAB	1,243
Oakley, Peter R.F.H.	LAB	1,142
McLaren, Donald A.G.	LD	933
Montford, Francoise J.	LD	872
Lee, Ramon F.	LD	868

Brampton

No change

Carter, Stanley J.	CON	1,749
French, Ronald H.	CON	1,684
Raggett, John B.	CON	1,654
Gostelow, Margaret A.	LAB	1,427
Pearce, Teresa	LAB	1,370
Rashbrook, Ian W.	LAB	1,330
Arklie, Heather M.	LD	784
Cooke, Mary	LD	783
Lockington, Betty M.	LD	731

Christchurch

3 LD gains from CON

Davey, Margaret J.	LD	1,600
Purssey, Janice L.	LD	1,584
Smith, Peter B.	LD	1,525
Bailey, Linda J.	CON	1,361
Clark, Valerie C.	CON	1,318
Rider, Kenneth L.	CON	1,269
Boxall, Steven D.	LAB	876
Gibbs, Kirsten J.	LAB	826
Scutt, Alan	LAB	797

Cray

2 LAB gains from CON

Briant, Joel R.	LAB	1,125
Justham, Richard J.	LAB	1,069
Harrington, John N.	CON	812
Hanson, John R.	CON	761
Bishop, Kenneth W.	LD	251
Dyball, Lesley D.	LD	233

Crayford

No change

Allen, Raymond C.	LAB	2,093
Shepherd, John D.	LAB	2,055
Wood, June	LAB	1,896
Gleed, David K.	CON	1,197
Vick, Shirley J.	CON	1,053
White, Rosemary W.	CON	1,037
Pryor, Roger K.	LD	624
Hepworth, Benjamin M.	LD	601
Rigby, Agnes	LD	532

Danson

No change

Hall, Susan	LD	1,984
Standen, Barry C.	LD	1,923
Shrimpton, Edward J.	LD	1,913
Johnson, Gareth A.	CON	775
Massey, Sharon M.	CON	767
Ashlee, Peter C.	LAB	730
Smith, Ennis M.	CON	711
Perfect, Stephen E.	LAB	706
Robertson, Jean R.	LAB	675

East Wickham

No change

Codd, Janette D.	LD	1,749
Wright, Colin E.	LD	1,671
Oliver, Brian W.	LD	1,648
Aitkenhead, Albert L.M.	LAB	1,394
Slater, Gerda	LAB	1,348
Slater, Stuart R.	LAB	1,335
Crouch, Michael	CON	943
Sayers, Neil G.	CON	907
Waters, John	CON	896

Erith

No change

Browning, Ronald J.	LAB	1,776
Morgan, Valentine A.M.	LAB	1,750
O'Neill, Margaret A.	LAB	1,659
Bowes, Patricia A.	CON	1,130
Wilkinson, Carol	CON	1,072
Parra, Marilyn	CON	1,000
Codd, Philip G.	LD	443
Brand, John E.	LD	441
Shrimpton, Margaret A.	LD	414

Falconwood

No change

Betts, Nigel P.	CON	815
Wetheridge, Eileen S.	LD	780
Aston, Patrizia	LAB	250

Lamorbey

No change

Holland, Graham R.	CON	2,124
Brewster, Alice M.	CON	2,071
Passey, Ronald J.	CON	1,932
Laker, Bernard G.	LAB	1,036
Justham, Robert C.	LAB	995
Kinnaird, Graeme N.	LAB	977
Burnham, Thomas G.	LD	802
Hamill, Angela S.	LD	769
Jaques, Michael R.	LD	697

North End

No change

Eastaugh, John W.	LAB	2,230
Ives, David N.	LAB	2,158
Hargrave, Colin F.	LAB	2,096
Dwyer, Marie K.	CON	819
Joyce, Dianne M.T.	CON	760
Hopper, Derek J.	CON	723
Edmead, Marie F.	LD	441
Wakeman, Alan J.	LD	419
Hepworth, Ethel M.	LD	416

Northumberland Heath

No change

Enticknap, Derek T.	LAB	1,902
Gadsdon, Shirley E.	LAB	1,796
Wheelock, Ann F.	LAB	1,753
Reid, Eric V.	CON	1,192
Reeve, Margaret	CON	1,188
Clement, Daisy E.L.	CON	1,169
Cavalli, Kathleen M.	LD	509
Mendes, Paul	LD	495
Williams, John D.	LD	474

St Mary's

No change

Campbell, Colin E.	CON	2,308
Catterall, Alfred W.	CON	2,233
Tandy, Colin L.	CON	2,159
Hayward, John	LAB	874
Nurse, Angela D.	LD	840
Nicolle, David J.	LD	829
Justham, Bernard C.	LAB	824
Oates, Anthony P.	LAB	811
Mabbs, George E.H.	LD	808

St Michael's

No change

Brand, Beryl	LD	1,727
Weston, Peter G.J.	LD	1,606
Levine, Steven R.	LD	1,597
Ball, Christopher	LAB	1,349
Aston, David C.	LAB	1,341
Cameron, Doreen A.	LAB	1,301
Cassells, Sylvia A.E.	CON	919
Herbert, Paul	CON	892
Wicks, Andrew	CON	870

Sidcup East

No change

Slaughter, June E.	CON	1,767
Slaughter, Michael A.	CON	1,751
Flint, Margaret E.	CON	1,709
Bramley, Annie	LAB	1,067
Barnshaw, John H.J.	LAB	1,057
Greening, Paul W.	LAB	1,027
Eady, Christopher W.	LD	589
Banks, Andrew R.	IND	583
Griffiths, Robert C.	IND	579
Scott, Gillian V.	LD	561
Cotton, Jeremy	LD	535
Williams, Laurence	IND	496
Stephens, Robert T.	NLP	59

Sidcup West

No change

Ketley, Malcolm	CON	1,921
Hadley, Peter E.M.	CON	1,877
McAndrew, Kenneth	CON	1,800
Atkins, Ann C.	LD	917
Blacker, Michelle L.	LAB	910
Rhodes, Elizabeth	LAB	873
Prior, David A.	LAB	845
La Roche, John B.	LD	804
Coninx, Jonathan R.	LD	789

Thamesmead East

No change

Barratt, Frank J.	LAB	1,770
Briant, Donna	LAB	1,731
Brierly, Ronald E.	LAB	1,669
Belcham, Leo W.	CON	811
Read, Philip D.	CON	770
Reader, Peter R.M.	CON	731
Eyre, Christopher J.	LD	515
Higginson, Ronald	LD	498
Williams, Hannah F.	LD	496

Upton

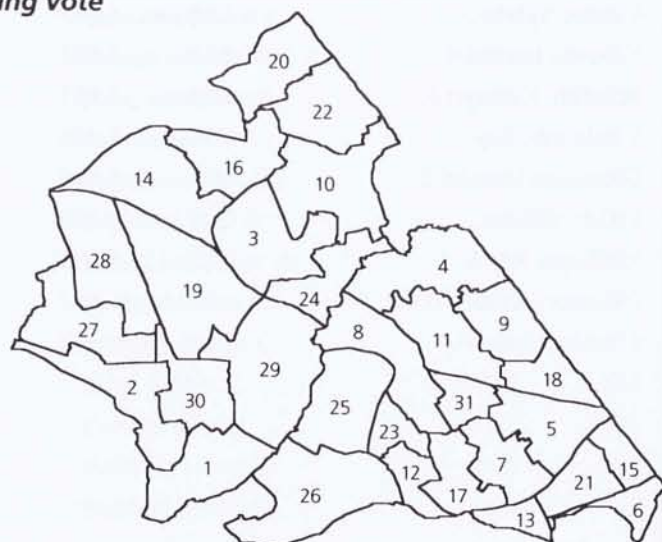
1 no change - 2 LAB gains from CON

Malt, Sylvia	LAB	1,647
Davis, Harold K.	LAB	1,553
Smith, Kathryn A.	LAB	1,511
Ashmole, Roy F.	CON	1,446
Newton, Leonard S.	CON	1,444
Flint, William	CON	1,425
Allsopp, Roy A.	LD	1,033
Gregory, Doreen D.C.	LD	937
White, Stuart A.	LD	913

Brent

Conservative administration with Mayoral casting vote

- | | |
|--------------------|--------------------|
| 1 Alperton | 17 Manor |
| 2 Barham | 18 Mapesbury |
| 3 Barnhill | 19 Preston |
| 4 Brentwater | 20 Queensbury |
| 5 Brondesbury Park | 21 Queen's Park |
| 6 Carlton | 22 Roe Green |
| 7 Chamberlayne | 23 Roundwood |
| 8 Church End | 24 St Andrews |
| 9 Cricklewood | 25 St Raphael's |
| 10 Fryent | 26 Stonebridge |
| 11 Gladstone | 27 Sudbury |
| 12 Harlesden | 28 Sudbury Court |
| 13 Kensal Rise | 29 Tokyngton |
| 14 Kenton | 30 Wembley Central |
| 15 Kilburn | 31 Willesden Green |
| 16 Kingsbury | |



State of the Parties 1964-94

	CON	LAB	LD	Others	Total
5.5.94	33	28	5	-	66
3.5.90	31	29	6	-	66
8.5.86	20	43	3	-	66
6.5.82	30	33	3	-	66
4.5.78	27	39	-	-	66
4.5.74	25	35	-	-	60
13.5.71	22	38	-	-	60
9.5.68	49	11	-	-	60
7.5.64	26	34	-	-	60

% Share of the Poll

	% poll	CON	LAB	LD	Others
5.5.94	48.3	42.8	40.1	14.0	3.2
3.5.90	42.9	43.9	39.2	13.6	3.3
8.5.86	44.1	35.9	46.1	17.6	0.3
6.5.82	46.2	42.1	36.1	21.6	0.1
4.5.78	47.6	47.5	47.3	2.5	2.7
4.5.74	35.0	44.5	44.5	8.0	3.0
13.5.71	39.7	39.1	57.5	2.5	0.9
9.5.68	37.5	65.7	28.2	4.7	1.4

Changes 1990-94

	CON	LAB	LD	Others	Total
Old Council 1994	33	22	7	3	65
Vacancies	-	-1	-	-	-1
By-elections	-	-1	+1	-	-
Transfers of Allegiance	+2	-5	-	+3	-
3.5.90	31	29	6	-	66

General Statistics

		Brent	London
May 1994	Electorate	157,854	4,872,088
Census 1991	Resident population aged 18+	187,896	5,228,925
	% Resident population of retirement age	14.3	16.8
	% Black and other ethnic minority groups	44.8	20.2
	% Households with child(ren) aged under 5	13.8	12.8
	% Households with only one adult and child(ren)	5.8	4.8
	% Households with an adult living alone	29.8	31.9
	% Households with over 1.0 persons per room	6.7	4.1
	% Households with 2 cars or more	16.0	18.2
	% Households in owner-occupied accommodation	57.8	57.2
May 1994	% Unemployed	17.1	12.9
April 1994	Band 'D' Council Tax	485.10	533.91

% Share of the Poll

Ward	Date	%poll	CON	LAB	LD	Others	
Alperton <i>by-election</i>	5.5.94	51.9	15.2	26.4	58.5		
	17.9.92	46.7	18.4	22.5	59.1		
	3.5.90	48.6	13.0	32.5	54.5		
Barham	5.5.94	51.9	21.1	28.3	50.6		
	3.5.90	47.0	19.7	22.2	58.1		
Barnhill	5.5.94	51.4	73.5	18.1	8.5		
	3.5.90	48.3	74.8	16.3	8.9		
Brentwater						GRE	
	5.5.94	53.7	46.9	43.1	6.6	3.5	
	3.5.90	42.3	54.6	45.4	-		
Brondesbury Park						GRE	IND
	5.5.94	44.9	43.2	40.2	10.0	6.6	
	3.5.90	41.7	42.4	33.1	22.6		1.9
Carlton						CGB	GRE
	5.5.94	42.7	11.7	70.7	7.4	3.3	7.0
	3.5.90	39.3	18.0	68.3	-	-	13.7
Chamberlayne						GRE	
	5.5.94	57.9	44.1	44.9	6.0	5.0	
	3.5.90	49.2	46.9	37.0	6.6	9.5	
Church End	5.5.94	43.4	36.9	54.8	8.4		
	3.5.90	35.5	28.3	56.4	15.3		
Cricklewood						CGB	
	5.5.94	53.8	54.9	34.3	7.8	3.0	
	3.5.90	44.9	50.1	43.1	6.8		
Fryent						SDP	
	5.5.94	46.9	54.6	33.2	12.3		
	3.5.90	46.8	59.2	27.1	9.0	4.7	
Gladstone						GRE	
	5.5.94	53.6	51.4	40.3	4.6	3.7	
	3.5.90	50.1	49.5	39.9	-	10.7	
Harlesden						CGB	
	5.5.94	40.5	17.5	70.7	8.3	3.5	
	3.5.90	34.1	20.1	68.1	11.8		
Kensal Rise						GRE	ILAB
	5.5.94	44.8	23.1	48.4	10.2	3.4	14.9
	3.5.90	41.0	17.9	64.3	17.8		
Kenton	5.5.94	49.2	70.2	18.2	11.6		
	3.5.90	48.4	73.7	14.7	11.6		
Kilburn						CGB	
	5.5.94	44.1	28.8	54.7	12.2	4.3	
	3.5.90	40.1	27.9	56.5	15.6		
Kingsbury	5.5.94	49.5	61.2	30.6	8.2		
	3.5.90	49.8	61.3	29.2	9.5		
Manor						GRE	
	5.5.94	44.6	30.9	59.2	9.9		
	3.5.90	41.7	30.4	53.1	6.7	9.8	

Brent

Ward	Date	%poll	CON	LAB	LD	Others		
Mapesbury	5.5.94	49.5	48.0	44.9	7.1			
	3.5.90	42.4	46.7	41.2	12.1			
Preston	5.5.94	45.8	61.8	28.2	10.0			
	3.5.90	43.2	69.8	19.6	10.6			
						GRE		
Queen's Park <i>by-election</i>	5.5.94	55.2	17.1	41.5	36.7	4.7		
	7.11.91	47.9	24.9	28.4	42.6	4.1		
	3.5.90	49.6	22.5	35.0	32.7	9.7		
						SDP		
Queensbury	5.5.94	45.9	58.0	34.2	7.8			
	3.5.90	42.8	61.6	29.2	-	9.3		
Roe Green	5.5.94	52.8	57.3	35.5	7.2			
	3.5.90	47.0	57.7	34.0	8.3			
						GRE		
Roundwood <i>by-election</i>	5.5.94	39.6	14.7	70.5	7.4	7.5		
	2.8.90	23.3	34.6	52.1	13.2			
	3.5.90	36.6	19.8	71.9	8.3			
St Andrews	5.5.94	51.8	44.2	50.0	5.8			
	3.5.90	39.4	42.3	50.0	7.7			
						GRE	ILAB	
St Raphael's	5.5.94	36.3	22.9	45.4	6.3	6.0	19.3	
	3.5.90	31.4	28.3	61.7	9.9			
						CGB	GRE	ICP
Stonebridge <i>by-election</i>	5.5.94	36.8	19.4	61.8	10.3	4.7	3.8	
	10.6.93	32.5	11.1	56.1	30.2	-	2.6	
	3.5.90	30.0	24.0	66.1	8.3	-	-	1.6
Sudbury	5.5.94	49.4	45.3	21.2	33.5			
	3.5.90	42.2	67.6	20.5	12.0			
Sudbury Court	5.5.94	42.7	61.3	27.6	11.1			
	3.5.90	38.5	70.0	21.9	8.0			
Tokyngton	5.5.94	55.3	52.7	44.0	3.3			
	3.5.90	46.6	43.8	49.5	6.7			
						SDP		
Wembley Central	5.5.94	58.1	33.6	38.9	27.5			
	3.5.90	40.1	32.8	48.9	13.5	4.8		
						GRE	IND	
Willesden Green <i>by-election</i>	5.5.94	47.0	30.8	56.5	6.8	5.9		
	20.12.90	27.8	23.4	45.9	-	-	30.7	
	3.5.90	41.8	15.2	52.4	-	-	32.5	

Results

Alperton

No change

Ratray, John P.	LD	1,545
Brown, Daniel E.	LD	1,533
Collman, Ronald H.	LAB	774
Gapp, Stephen J.	LAB	615
Fernandes, Richard G.	CON	402
Sothinathan, Kandiah	CON	396

Barham

No change - 1 seat less

Lorber, Paul	LD	1,248
Johnston, Alan C.	LD	1,195
Snow, Leonard N.	LAB	702
Zubairi, Sameeh A.	LAB	665
Mistry, Dineshkumar N.	CON	529
Rangr, Gurmit S.	CON	489

Barnhill

No change

Duffin, William A.	CON	1,691
van Colle, Irwin	CON	1,569
Dignam, Robert D.	LAB	409
Mears, Mary C.	LAB	392
Gordon, Rosa	LD	207
Leigh, Samuel A.	LD	169

Brentwater

No change

Wall, Alan J.	CON	1,420
Smith, Julian L.	CON	1,372
Coghill, Peter H.	LAB	1,316
Fox, Ralph L.	LAB	1,251
McDonagh, Martin F.	LD	231
Sukhram, Gisele H.	LD	160
Murry, Peter R.	GRE	104

Brondesbury Park

No change

Ambrose, Kieran T.	CON	1,051
Wakelin, Albert R.	CON	1,019
Pusey, Terence J.	LAB	993
Sealy, Philemon A.C.	LAB	932
Skelton, Anthony	LD	267
Sharma, Snehrashmi	LD	214
Lowe, Donald N.	GRE	159

Carlton

No change

Lebor, John	LAB	1,183
Williams, Leonard R.	LAB	1,140
Heath, Peter J.	CON	231
Omotola, Adetune J.	CON	152
Virgo, Sharon E.	LD	128
Jones, Robert M.	GRE	115
Noakes, David A.	LD	114
Clarke, Nick	CGB	54

Chamberlayne

1 no change - 1 LAB gain from CON

Godfrey, Jonathan D.	LAB	1,251
Warren, John	CON	1,197
Ormiston, Elizabeth A.	CON	1,162
Sengupta, Asish K.	LAB	1,151
Beecroft, Martin R.	LD	182
Papasawa, Jack K.	LD	138
Davis, Robert A.E.	GRE	134

Church End

No change

Long, Sebastian D.	LAB	928
Thomas, Bobby	LAB	902
Stewart, Vevene	CON	617
Mendham, Richard J.	CON	615
Whittall, June P.	LD	162
Wolfendale, Nigel K.	LD	118

Cricklewood

No change

Shaw, Carol A.	CON	1,488
Sayers, Jack J.	CON	1,466
Finnegan, Mary P.	LAB	960
Sarguroh, Akberkhan M.	LAB	884
Ryan, Edmond A.	LD	218
Scannell, Thomas	LD	202
Fischer, Mark	CGB	80

Fryent

No change

Games, Joel D.C.	CON	1,356
Nelke, Peter A.	CON	1,293
Crane, Bertram	LAB	826
Moher, James	LAB	784
Gordon, Frederick	LD	303
Facey, Peter	LD	293

Gladstone

No change

Lazarus, Edward E.	CON	1,434
Torrens, Francis A.	CON	1,360
Dattani, Kishore C.	LAB	1,098
Mears, William	LAB	1,090
Copestake, Stephen W.	LD	130
Collier, Stella K.	GRE	121
Searson, Patrick J.	LD	120
Meyer, George A.	GRE	80

Harlesden

No change

Daisley, Paul A.	LAB	1,057
Reeder, Ann M.	LAB	1,050
Addo, William K.	CON	284
Quainoo, Harry	CON	238
Clarke, Simon	LD	144
Shuttleworth, Brenda	LD	103
Kelsey, Stanley E.	CGB	52

Kensal Rise

No change

Joseph, Joan B.	LAB	809
Gladbaum, Helga	LAB	749
Blackmore, Richard C.	CON	415
Abban, Akua	CON	330
Vidal, Antonio F.	ILAB	285
Harris, Anne M.	LD	206
Vidal, Manuela M.	ILAB	194
Sellick, Rebeka L.	LD	123
Litvinoff, Miles	GRE	55

Kenton

No change

Steel, Arthur R.	CON	2,163
Tobert, David M.	CON	2,104
Daly, Mary B.	LAB	585
Nerva, Neil B.	LAB	520
Brown, Benjamin I.	LD	357
Bliss, Annie S.	LD	350

Kilburn

No change

Pendsay, Peter G.	LAB	1,155
Cribbin, Mary P.	LAB	1,140
Harris, Brendan M.	CON	660
Qureshi, Ghulam S.	CON	547
Clark, Elizabeth M.	LD	295
Pantling, Martin J.	LD	219
Murphy, Anne	CGB	91

Kingsbury

No change

Colwill, Reginald R.	CON	1,620
Tooke, Gwendolen	CON	1,591
Carvalho, Frank	LAB	809
Pitts, John D.	LAB	794
Klein, Alan H.	LD	219
Thomas, Richard	LD	212

Manor

No change

Ammerlaan, Andrew J.	LAB	1,112
Giwa, Yusuf M.	LAB	1,042
Kelly, Doreen F.	CON	567
Foster, Reginald	CON	556
Macarthur, Donald N.	LD	222
Shuttleworth, Eric	LD	139

Mapesbury

1 no change - 1 LAB gain from CON

Czarniecki, Peter J.C.	CON	1,119
Long, Janice E.	LAB	1,049
Cameron, Barry N.	CON	1,023
Thompson, Noel B.W.	LAB	952
Hamilton, Peter G.	LD	161
Donnor, Sadie	LD	154

Preston

No change

Blackman, Robert J.	CON	2,441
Taylor, Thomas P.	CON	2,250
Kemp, Alan J.	CON	2,213
Berg-Sinclair, Eva L.	LAB	1,081
Rickman, Benjamin	LAB	1,036
Macklin, George T.	LAB	1,030
Goldberg, Valerie D.	LD	400
Adamson, Adam G.	LD	387
Bunce-Linsell, Jacqueline A.	LD	325

Queen's Park

1 no change - 1 LAB gain from LD

Crabb, Stephen	LAB	857
Cummins, Mark	LD	751
Heiser, Michael J.	LAB	736
Durnford, Helen G.	LD	657
Fuller, Richard	CON	338
Sloane, Linda A.	CON	318
Young, Diana	GRE	90

Queensbury

No change

McDonald, Eric G.	CON	1,041
Patel, Navin	CON	1,018
Bryson, Thomas	LAB	618
Bryson, Dorothy M.	LAB	595
Glazer, Hilda	LD	140
Kornfeld, Elizabeth	LD	135

Roe Green

No change

Chavda, Chunilal V.	CON	1,460
Golds, Peter	CON	1,444
Lindsay, Martin J.	LAB	930
Nerva, Ruby S.	LAB	867
Williamson, Vivienne R.	LD	186
Littman, Anthony F.	LD	181

Roundwood

No change

Bacchus, Joyce	LAB	1,195
Amann, Asif	LAB	1,052
Okocha, Dennis	CON	260
Owaka, Smart O.	CON	207
Hammond, Susan	LD	120
Dowson, Joanne	GRE	119
Begbie, Helen	LD	115

St Andrews

No change

Harrod, Richard	LAB	1,119
Nichols, Bruce A.	LAB	1,033
Hearn, Maurice H.	CON	969
Shapps, Grant	CON	935
Calder, Margaret G.	LD	134
Wilkins, Adrian R.	LD	118

St Raphael's

No change

Etienne, Jan	LAB	1,179
Humphrey, Victor L.	LAB	1,101
John, Ann M.	LAB	1,065
Henry, Emanuel P.	CON	591
Hathalia, Manibhai	CON	554
Quaye, Theresa A.	CON	542
Amalu-Johnson, Aminah N.	ILAB	473
Calder, Ian M.	LD	168
Queen, Christopher J.	LD	157
Woodland, Graham D.	GRE	148
Scott, Andrew	LD	141

Stonebridge

No change

Moloney, Colum M.	LAB	794
Persaud, Tullah	LAB	751
Walters, Robert I.	CON	245
Oji, Sunday O.	CON	240
Hammond, John	LD	142
Adeyeye, Ajoke	LD	115
Bates, Lee-Anne	CGB	59
Woodland, Jean P.	GRE	48

Sudbury

2 no change - 1 extra seat

Buckley, Richard W.	CON	1,512
Fernandes, Nalayini	CON	1,441
Moore, Cormach J.	CON	1,360
Joshi, Navinchandra	LD	1,161
Moleman, Jason M.	LD	1,060
Wharton, Robert	LD	965
Cohen, Deborah B.	LAB	694
Pusey, Steffi J.	LAB	661
Hoda, Mohammad A.-U.	LAB	660

Sudbury Court

No change

Fiegel, Gerhard G.A.	CON	1,269
Howells, Vanessa J.	CON	1,260
Lawton, Ronald J.	LAB	598
Murphy, Kevin R.	LAB	542
Lorber, Susan	LD	234
Shah, Kanchan	LD	223

Brent**Tokington**

3 CON gains from LAB

Blackman, Nicola	CON	2,101
O'Sullivan, Sean	CON	1,941
Patel, Manibhai D.	CON	1,846
Davies, David A.	LAB	1,671
Patel, Kantilal	LAB	1,664
Shaw, Cyril	LAB	1,581
Fahey, Joseph	LD	163
Fisher, Roger	LD	138
Singarayer, Herbert	LD	71

Wembley Central

No change

Patel, Latika	LAB	1,130
Beswick, Lincoln A.	LAB	1,092
Patel, Harshadbhai B.	CON	960
Barot, Harshad M.	CON	956
Patel, Chandubhai J.	LD	786
Brown, Valerie L.	LD	785

Willesden Green

No change

Duffy, John	LAB	1,210
Crane, George E.	LAB	1,144
Phipps, Lincoln C.J.	CON	658
Ahmad, Nizam U.	CON	625
Rich, Benedict	LD	144
Hirani, Chunilal K.	LD	140
Aspis, Simone	GRE	123

Bromley

Conservative administration

- | | |
|-----------------------------|-------------------------------|
| 1 Anerley | 14 Kelsey Park |
| 2 Bickley | 15 Lawrie Park and Kent House |
| 3 Biggin Hill | 16 Martins Hill and Town |
| 4 Bromley Common and Keston | 17 Mottingham |
| 5 Chelsfield and Goddington | 18 Orpington Central |
| 6 Chislehurst | 19 Penge |
| 7 Clock House | 20 Petts Wood and Knoll |
| 8 Copers Cope | 21 Plaistow and Sundridge |
| 9 Crofton | 22 St Mary Cray |
| 10 Darwin | 23 St Paul's Cray |
| 11 Eden Park | 24 Shortlands |
| 12 Farnborough | 25 West Wickham North |
| 13 Hayes | 26 West Wickham South |



State of the Parties 1964-94

	CON	LAB	LD	Others	Total
5.5.94	32	7	21	-	60
3.5.90	43	11	6	-	60
8.5.86	44	10	6	-	60
6.5.82	52	5	3	-	60
4.5.78	48	12	-	-	60
4.5.74	44	14	2	-	60
13.5.71	41	15	4	-	60
9.5.68	52	5	3	-	60
7.5.64	38	15	7	-	60

% Share of the Poll

	% poll	CON	LAB	LD	Others
5.5.94	48.1	40.9	20.2	36.6	2.3
3.5.90	49.8	49.5	23.3	23.3	4.0
8.5.86	46.8	48.7	19.1	32.1	0.1
6.5.82	47.8	56.9	14.3	27.9	0.9
4.5.78	45.5	62.2	25.0	12.0	0.7
4.5.74	42.9	49.3	25.9	24.5	0.3
13.5.71	43.1	50.2	30.2	19.4	0.2
9.5.68	46.4	61.7	12.1	25.8	0.4

Changes 1990-94

	CON	LAB	LD	Others	Total
Old Council 1994	42	11	7	-	60
Vacancies	-	-	-	-	-
By-elections	-1	-	+1	-	-
Transfers of Allegiance	-	-	-	-	-
3.5.90	43	11	6	-	60

General Statistics

		Bromley	London
May 1994	Electorate	223,365	4,872,088
Census 1991	Resident population aged 18+	231,001	5,228,925
	% Resident population of retirement age	19.6	16.8
	% Black and other ethnic minority groups	4.7	20.2
	% Households with child(ren) aged under 5	11.3	12.8
	% Households with only one adult and child(ren)	2.8	4.8
	% Households with an adult living alone	27.6	31.9
	% Households with over 1.0 persons per room	1.3	4.1
	% Households with 2 cars or more	28.9	18.2
	% Households in owner-occupied accommodation	77.9	57.2
May 1994	% Unemployed	7.5	12.9
April 1994	Band 'D' Council Tax	£472.00	£533.91

% Share of the Poll

Ward	Date	%poll	CON	LAB	LD	Others	
						GRE	
Anerley	5.5.94	46.6	12.2	32.2	55.6		
	3.5.90	48.2	12.9	35.6	43.6	7.8	
Bickley	5.5.94	47.2	58.2	17.9	23.9		
	3.5.90	50.5	62.2	15.7	22.1		
						SDP	
Biggin Hill	5.5.94	49.2	39.8	8.0	52.2		
	3.5.90	46.5	56.4	16.8	22.3	4.4	
Bromley Common and Keston	5.5.94	48.8	26.1	11.0	62.9		
	3.5.90	50.7	41.3	15.3	43.4		
						GRE	
Chelsfield and Goddington <i>by-election</i>	5.5.94	52.6	32.6	9.2	58.3		
	13.5.93	48.3	22.7	6.5	69.2	1.5	
	3.5.90	54.7	49.6	11.1	39.3		
						GRE	
Chislehurst	5.5.94	45.8	55.6	19.6	18.3	6.5	
	3.5.90	48.0	65.1	20.8	14.1		
Clock House	5.5.94	57.1	27.2	31.6	41.2		
	3.5.90	52.7	38.6	35.2	26.1		
Copers Cope	5.5.94	41.2	55.5	17.1	27.4		
	3.5.90	44.6	64.9	19.1	16.0		
						SDP	
Crofton	5.5.94	58.2	36.1	7.5	56.4		
	3.5.90	55.7	53.0	11.8	32.4	2.8	
Darwin	5.5.94	52.9	69.2	13.4	17.4		
	3.5.90	54.1	73.1	14.9	12.0		
Eden Park	5.5.94	45.3	47.7	19.5	32.8		
	3.5.90	46.7	57.7	25.3	17.0		
Farnborough	5.5.94	47.4	60.8	11.0	28.2		
	3.5.90	49.4	68.5	13.0	18.5		
						GRE	SDP
Hayes	5.5.94	47.3	57.0	19.2	23.8		
	3.5.90	49.8	56.0	17.5	12.4	9.7	4.4
Kelsey Park	5.5.94	51.2	60.2	13.8	26.1		
	3.5.90	50.8	70.6	13.7	15.8		
						GRE	LFT
Lawrie Park and Kent House	5.5.94	50.5	35.7	32.0	11.1		21.1
	3.5.90	51.9	39.1	30.3	23.8	6.8	
						GRE	SDP
Martins Hill and Town	5.5.94	46.1	36.0	14.6	41.5	5.2	2.6
	3.5.90	43.4	45.2	26.4	8.7	13.3	6.3
Mottingham	5.5.94	43.8	31.4	52.4	16.2		
	3.5.90	52.4	33.2	52.9	13.9		
Orpington Central	5.5.94	49.4	18.0	14.4	67.6		
	3.5.90	55.2	28.1	20.6	51.3		

Ward	Date	%poll	CON	LAB	LD	Others	
Penge	5.5.94	43.6	18.4	45.1	36.5	GRE	
	3.5.90	42.5	27.7	50.1	10.0	12.3	
Petts Wood and Knoll	5.5.94	50.2	52.5	14.4	33.0	GRE	ICON
	3.5.90	54.3	52.9	12.9	16.7	6.9	10.6
Plaistow and Sundridge	5.5.94	44.2	43.9	22.1	24.2	GRE	
	3.5.90	47.0	56.0	25.4	18.6		
St Mary Cray	5.5.94	41.5	27.2	47.0	25.8		
	3.5.90	45.8	35.2	49.6	15.2		
St Paul's Cray	5.5.94	47.5	13.5	34.1	52.4		
	3.5.90	49.1	22.6	41.1	36.3		
Shortlands	5.5.94	47.2	57.8	11.7	25.0	GRE	
	3.5.90	50.9	68.6	12.7	18.6	5.5	
West Wickham North <i>by-election</i>	5.5.94	50.0	53.3	10.1	36.5	LIB	SDP
	26.3.92	45.3	56.7	4.8	36.2	0.7	1.5
	3.5.90	49.2	65.0	14.2	20.8		
West Wickham South	5.5.94	48.6	53.3	12.9	25.9	SDP	
	3.5.90	50.5	64.1	13.8	9.3	7.9	

Results

Anerley

No change

Gaster, Christopher R.	LD	2,026
Maccormick, William A.Mac.	LD	1,971
McCree, Clinton V.	LAB	1,172
Smart, Corinna M.M.	LAB	1,142
Burch, David E.	CON	447
Smith, Adrian G.	CON	432

Bickley

No change

Dear, David M.	CON	2,748
Humphreys, Sheila A.	CON	2,723
Buckley, Ingrid A.	CON	2,687
Chuter, Michael D.	LD	1,163
Room, Keith G.	LD	1,110
Woollett, Robert R.V.	LD	1,083
Bartlett, Alan A.J.	LAB	878
Herne, Elsie M.	LAB	823
Herring, Kenneth C.H.	LAB	805

Biggin Hill

2 LD gains from CON

Gostt, Geoffrey C.	LD	2,085
Shekyls, Walter R.	LD	1,978
Haslam, David R.	CON	1,580
Cokayne, John J.	CON	1,520
Hall, Leonard D.	LAB	327
Galley, Keith A.	LAB	297

Bromley Common and Keston

2 no change - 1 LD gain from CON

Booth, Paul J.H.	LD	3,791
Phythian, Elsie	LD	3,410
Michael, Alexa C.A.	LD	3,336
Bustard, Catherine A.	CON	1,600
Covell, Rose M.	CON	1,479
Reddin, Neil R.	CON	1,300
Martin, Christopher	LAB	627
Forman, Robert I.	LAB	612
Remon, Pamela C.	LAB	597

Chelsfield and Goddington

1 no change - 2 LD gains from CON

Peters, Graem	LD	3,491
Chamarette, Gillian M.	LD	3,420
Hall, Michael J.	LD	3,297
Ellis, Judith E.	CON	1,949
Grainger, Julian P.G.	CON	1,925
Youd, Antony N.	CON	1,831
Hailes, Charles W.	LAB	548
Coram, Odette V.	LAB	530
Hannay, Carol A.	LAB	528

Chislehurst

No change

Bryant, Joan	CON	3,236
Boughey, Kathleen A.	CON	3,205
Wykes, Joan K.	CON	3,050
Phillips, Charles F.	LAB	1,174
Magrath, Ian M.	LD	1,117
Amos, Andrew R.	LAB	1,102
Dyett, Paul A.	LAB	1,071
Webster, Robert F.	LD	1,060
Watson, George H.	LD	940
Ryder, Paul	GRE	368

Clock House

1 LD gain from CON - 1 LD gain from LAB

Crowe, David E.A.	LD	1,820
Lockwood, Martin A.	LD	1,749
Russell, Deborah	LAB	1,388
Watts, Richard F.	LAB	1,351
Howarth, Alan	CON	1,223
Reed, Roderick A.	CON	1,131

Copers Cope

No change

Elgar, Christopher J.	CON	1,438
Priest, Charles G.	CON	1,294
Dowling, Mavis J.	LD	724
Evans, David A.	LD	627
Cooke, Janice M.	LAB	458
Freake, Bryan E.	LAB	385

Crofton

2 LD gains from CON

Rabbatts, Helen C.	LD	2,598
Ross, Vivian C.	LD	2,513
Bonter, Paul M.	CON	1,666
Sturdy, Peter	CON	1,609
Barker, Malcolm	LAB	353
Camm, Timothy J.	LAB	326

Darwin

No change

Bloomfield, Peter J.	CON	1,191
Stillwell, Richard J.	LD	300
Galley, Joyce E.	LAB	230

Eden Park

No change

Cooke, Francis J.D.	CON	1,496
Miles, Albert G.	CON	1,431
Gee, Elisabeth	LD	1,052
Milward, Kathleen I.	LD	962
Edwards, Gwendoline E.	LAB	662
Price, Andrew O.	LAB	535

Farnborough

No change

Hillier, Jennifer M.	CON	1,998
Goodman, Eric N.	CON	1,950
Clark, Terence F.	LD	955
Norris, Sylvia C.	LD	878
Davenport, Peter J.	LAB	373
Sellwood, Lynn A.	LAB	344

Hayes

No change

Barkway, Ernest D.	CON	2,859
Jones, Philip G.	CON	2,780
Kelsh, Nigel G.	CON	2,733
Gill, Mark A.	LD	1,196
Manser, Robert M.	LD	1,166
Stott, William H.	LD	1,137
Johnstone, Elizabeth R.	LAB	985
Rance, Peter W.	LAB	934
Shufflebotham, Roy D.	LAB	903

Kelsey Park

No change

Tickner, Michael J.	CON	2,091
Oxenbridge, Stephen R.	CON	2,066
Egan-Wyer, Russell L.	LD	921
Whitaker, Edward H.	LD	880
Entwistle, Neil W.	LAB	489
Scanlan, Geraldine F.	LAB	462

Lawrie Park and Kent House

No change

Foister, Richard D.	CON	1,277
Lewis, John A.M.	CON	1,263
Boyle, Catherine	LAB	1,153
Barber, Andrew C.	LAB	1,124
White, Peter	LFT	785
Williams, Gerald A.	LFT	712
Adams, Reginald W.	LD	435
Roberts, Geoffrey L.	LD	357

Martins Hill and Town

2 LD gains from CON

Ayres, Peter J.	LD	1,442
Warner, Raymond P.	LD	1,335
Turner, Michael	CON	1,249
Wilkinson, Anthony M.	CON	1,161
Dean, Cecil R.	LAB	574
Yates, Susan L.	LABCP	405
Speed, Frances M.	GRE	173
McCabe, Martin B.	SDP	88

Mottingham

No change

Dyer, Ernest W.	LAB	1,475
Yeldham, Robert J.	LAB	1,280
Bougey, Dennis A.	CON	827
Hennessey, Michael J.	CON	826
Ford, Ann E.	LD	462
Taylor, Brian H.	LD	389

Orpington Central

No change

Maines, Christopher S.	LD	2,264
Norris, Michael J.	LD	2,194
Huntington-Thresher, William K.E.	CON	599
Stranger, Harry R.	CON	589
Barker, Harold J.	LAB	485
Collinson, Steven M.	LAB	465

Penge

No change

Mansfield, Patricia	LAB	1,326
Fookes, Peter T.	LAB	1,241
Ward, Daniel	LD	1,063
Whitaker, Sonia M.	LD	1,015
De'Giovanni, John A.	CON	529
Mills, Anthony H.G.	CON	515

Petts Wood and Knoll

No change

Woods, Peter C.	CON	2,983
Hatcher, Joan	CON	2,963
Owen, Anthony M.	CON	2,932
Bye, Julia C.	LD	1,903
Edwards, Eileen G.D.	LD	1,877
Cockett, Justin D.	LD	1,801
Price, Christopher J.	LAB	855
Huzzard, Rosalie	LABCP	794
Burton, Graeme M.	LABCP	790

Plaistow and Sundridge

No change

Andrew, Jill E.	CON	2,392
Jemetta, Paul L.	CON	2,291
Laird, Dorothy J.	CON	2,269
Woods, Lennard D.	LD	1,281
Deves, Michael F.	LD	1,272
Armstrong, Robert	LAB	1,252
King, Michael T.	LAB	1,144
Wright, Nicholas A.	LAB	1,102
Brown, Joyce L.	GRE	517

St Mary Cray

No change

Holbrook, John R.	LAB	2,087
Polydorou, Susan A.	LABCP	1,888
Yates, Gordon T.	LABCP	1,780
Brockhurst, Pamela P.	CON	1,162
Cruse, Leonard C.	CON	1,103
Bailey, Ian R.	LD	1,072
Barrow, Anne S.	CON	1,061
Lovell, Ernest J.	LD	1,057
Hawthorne, Ann J.	LD	1,027

Bromley**St Paul's Cray**

3 LD gains from LAB

Hawthorne, Thomas W.N.	LD	2,892
Curry, Martin A.	LD	2,536
Borrowman, Duncan K.	LD	2,526
Willetts, Colin	LAB	1,866
Purnell, Christopher A.	LAB	1,699
Hart, Richard E.	LAB	1,620
Cobley, Bernard J.	CON	729
Bensaid, Edna P.	CON	685
Hadden, Jason M.	CON	637

Shortlands

No change

Haslop, Philip J.	CON	2,143
Hyland, Malcolm P.	CON	1,985
Gaster, Hilary E.-A.	LD	901
Machray, Sheila M.	LD	884
Dawe, Simon J.	LAB	441
Hughes, Robert N.	LAB	391
Locke, Francis L.	GRE	196

West Wickham North

No change

Hubbard, Carole M.	CON	1,814
Humphrys, Brian C.	CON	1,779
Fitch, Jennifer M.	LD	1,278
Maydwell, John R.	LD	1,183
Craddock, Timothy J.	LAB	358
Pole, Gwendolen E.	LAB	323

West Wickham South

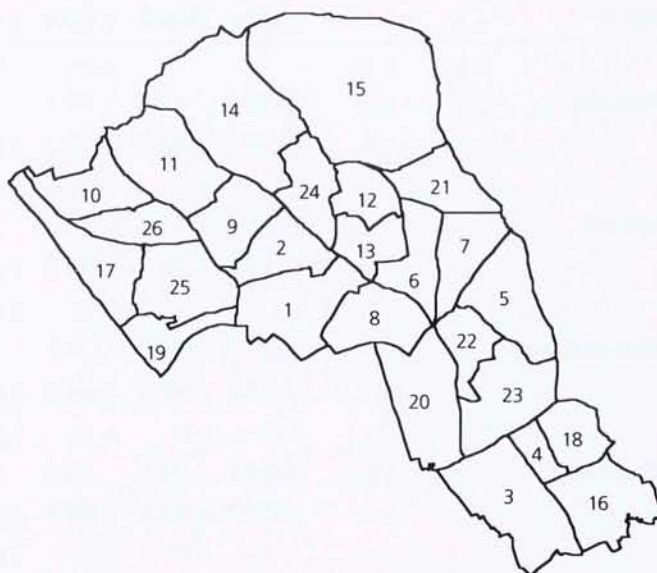
No change

Gray, John F.I.	CON	2,125
Tutt, Leonard W.	CON	1,927
Radford, Graham F.K.	LD	1,046
Stephens, Gordon J.	LD	919
Mooney, Raymond G.	LAB	491
Taylor, Jane K.	LAB	486
Redden, Richard H.	SDP	302

Camden

Labour administration

- | | |
|------------------|-------------------|
| 1 Adelaide | 14 Hampstead Town |
| 2 Belsize | 15 Highgate |
| 3 Bloomsbury | 16 Holborn |
| 4 Brunswick | 17 Kilburn |
| 5 Camden | 18 King's Cross |
| 6 Castlehaven | 19 Priory |
| 7 Caversham | 20 Regent's Park |
| 8 Chalk Farm | 21 St John's |
| 9 Fitzjohn's | 22 St Pancras |
| 10 Fortune Green | 23 Somers Town |
| 11 Frogna1 | 24 South End |
| 12 Gospel Oak | 25 Swiss Cottage |
| 13 Grafton | 26 West End |



State of the Parties 1964-94

	CON	LAB	LD	Others	Total
5.5.94	7	47	5	-	59
3.5.90	15	42	2	-	59
8.5.86	13	44	2	-	59
6.5.82	26	33	-	-	59
4.5.78	26	33	-	-	59
4.5.74	12	48	-	-	60
13.5.71	11	49	-	-	60
9.5.68	42	18	-	-	60
7.5.64	26	34	-	-	60

% Share of the Poll

	% poll	CON	LAB	LD	Others
5.5.94	42.3	21.0	48.2	18.1	12.7
3.5.90	46.2	26.2	44.2	9.8	19.8
8.5.86	46.7	26.9	50.0	19.7	3.4
6.5.82	45.1	33.6	40.8	25.0	0.6
4.5.78	43.4	47.6	46.9	3.2	2.2
4.5.74	37.1	37.1	54.7	7.0	1.2
13.5.71	38.2	37.7	59.5	1.8	1.0
9.5.68	34.8	54.9	38.5	5.5	1.1

Changes 1990-94

	CON	LAB	LD	Others	Total
Old Council 1994	15	42	2	-	59
Vacancies	-	-	-	-	-
By-elections	-	-	-	-	-
Transfers of Allegiance	-	-	-	-	-
3.5.90	15	42	2	-	59

General Statistics

		Camden	London
May 1994	Electorate	123,060	4,872,088
Census 1991	Resident population aged 18+	139,916	5,228,925
	% Resident population of retirement age	17.3	16.8
	% Black and other ethnic minority groups	17.8	20.2
	% Households with child(ren) aged under 5	9.4	12.8
	% Households with only one adult and child(ren)	5.1	4.8
	% Households with an adult living alone	45.4	31.9
	% Households with over 1.0 persons per room	4.8	4.1
	% Households with 2 cars or more	9.4	18.2
	% Households in owner-occupied accommodation	33.7	57.2
May 1994	% Unemployed	16.4	12.9
April 1994	Band 'D' Council Tax	£659.52	£533.91

% Share of the Poll

Ward	Date	%poll	CON	LAB	LD	Others		
						CMC	GRE	
Adelaide	5.5.94	44.4	39.9	40.4	12.3	-	7.4	
	3.5.90	45.6	43.2	35.0	8.2	3.3	10.3	
						GRE		
Belsize	5.5.94	43.8	35.3	33.5	20.7	10.6		
	3.5.90	46.7	40.5	34.0	11.5	14.1		
						CMC	GRE	
Bloomsbury	5.5.94	33.0	24.2	51.0	18.4	6.4		
	3.5.90	37.4	24.9	42.2	8.7	4.9	19.4	
						GRE		
Brunswick	5.5.94	38.3	28.0	53.2	18.9			
	3.5.90	43.8	34.1	40.8	10.3	14.8		
						CMC	GRE	
Camden	5.5.94	41.0	10.2	61.0	16.1	12.6		
	3.5.90	48.5	12.5	40.9	25.7	5.3	15.5	
						CMC	GRE	
Castlehaven	5.5.94	42.0	11.8	58.6	15.8	-	13.7	
	3.5.90	44.9	12.9	60.1	7.5	7.4	12.0	
						CMC	GRE	
Caversham	5.5.94	39.9	14.4	57.0	15.4	-	13.1	
	3.5.90	44.5	18.4	49.6	7.1	9.7	15.1	
						CMC	GRE	IND
Chalk Farm	5.5.94	47.4	20.3	43.0	13.8	-	-	22.8
	3.5.90	48.9	24.2	43.6	8.8	7.6	15.8	
						GRE	IND	
Fitzjohn's	5.5.94	40.0	37.3	27.7	16.4	8.5	10.2	
	3.5.90	43.6	50.4	26.9	9.8	12.9		
						GRE		
Fortune Green	5.5.94	51.4	14.5	27.3	53.5	4.7		
	3.5.90	56.3	23.1	29.1	38.2	9.6		
						GRE	HC	
Frognaal	5.5.94	40.8	39.5	21.6	16.5	7.7	14.6	
	3.5.90	44.7	58.6	17.5	11.8	12.1		
						GRE		
Gospel Oak	5.5.94	40.1	17.1	55.9	15.9	11.1		
	3.5.90	48.1	21.6	61.6	-	16.9		
						CMC	COM	GRE
Grafton	5.5.94	39.2	13.6	72.1	14.3			
	3.5.90	46.7	12.9	50.6	-	16.3	2.6	17.6
						GRE		
Hampstead Town	5.5.94	51.0	24.9	17.5	52.4	5.2		
	3.5.90	49.5	34.2	22.4	31.6	11.8		
						CMC	GRE	TEN
Highgate <i>by-election</i>	5.5.94	50.3	22.4	47.3	13.6	-	16.7	
	15.10.92	29.9	39.1	45.8	15.1			
	3.5.90	51.1	26.9	45.0	7.5	6.0	12.6	2.0

Ward	Date	%poll	CON	LAB	LD	Others		
						CMC	CREP	GRE
Holborn	5.5.94	44.5	14.4	53.3	10.3	15.0	-	6.9
	3.5.90	47.7	20.7	49.4	-	-	18.3	11.6
Kilburn	5.5.94	39.3	12.4	51.4	10.9	10.3	4.9	10.1
	3.5.90	41.0	16.0	56.7	10.1	17.2		
King's Cross	5.5.94	35.8	18.3	64.7	17.0			
	3.5.90	41.1	21.0	51.0	7.9	7.0	13.1	
Priory	5.5.94	42.9	20.7	66.1	13.2			
	3.5.90	49.3	25.3	51.4	9.1	14.2		
Regent's Park	5.5.94	44.0	20.2	48.0	12.0	11.7	8.1	
	3.5.90	48.2	29.7	52.0	7.7		10.5	
St John's <i>by-election</i>	5.5.94	40.7	9.8	63.5	14.8	-	11.9	
	17.12.92	16.0	19.3	80.7				
	3.5.90	46.5	12.3	55.9	5.6	8.4	17.8	
St Pancras <i>by-election</i>	5.5.94	38.4	11.3	64.1	14.5	-	10.1	
	22.4.93	32.5	13.0	53.9	11.4	21.7		
	3.5.90	42.3	14.7	53.4	7.0	15.3	9.7	
Somers Town <i>by-election</i>	5.5.94	39.0	11.1	62.6	11.7	14.6		
	7.5.92	27.5	21.2	46.1	10.9	17.7	-	4.1
	3.5.90	41.7	14.9	55.3		20.6	9.2	
South End	5.5.94	45.8	23.2	47.3	13.1	7.7	8.7	
	3.5.90	49.8	31.2	46.8	8.5	13.5		
Swiss Cottage <i>by-election</i>	5.5.94	42.0	34.4	40.9	15.7	-	9.0	
	7.5.92	42.3	50.5	37.1	8.8		3.6	
	3.5.90	48.9	37.5	34.9	8.3	5.8	13.6	
West End <i>by-election</i>	5.5.94	49.4	11.5	42.7	38.9	-	6.8	
	15.10.92	33.3	24.7	41.3	34.0			
	3.5.90	48.6	25.2	48.1	11.2	4.7	10.9	

Results

Adelaide

1 no change - 2 LAB gains from CON

Day, Peter G.	LAB	996
Tobin, Julian J.	CON	987
Bourne, Peter J.	LAB	976
Ashley, Robert A.	CON	947
Graham, Robert E.	CON	926
Meek, Iain T.S.	LAB	922
Miles, Vera A.	LD	308
Goulden, Candida	LD	302
Chanrai, Madhvi	LD	272
de-Pauley, Elizabeth	GRE	178

Belsize

2 no change - 1 LAB gain from CON

Barnes, Judith V.	CON	920
Pattison, Judith E.	LAB	884
Silver, Joy	CON	859
Spence, Huntly G.	CON	840
Singer, Peter L.	LAB	804
Saynor, John S.	LAB	797
Marriott, Pauline E.	LD	544
Brown, Diana M.	LD	511
Iddon-Bowen, James	LD	481
Al-Moosa, Kamal I.	GRE	262

Bloomsbury

No change

Krymer, Deirdre D.	LAB	1,281
Burke, Shelley	LABCP	1,256
Roy, Nirmal C.	LABCP	1,173
Haley, Mark D.I.	CON	611
Whittaker, William D.	CON	594
Wauchope, Piers A.C.	CON	556
Jones, Penelope F.	LD	499
Hoddinott, Andrew J.	LD	421
Pitt-Payne, Timothy S.	LD	421
Savage, Joan	CMC	156

Brunswick

No change

James, Ernest P.	LAB	801
Weekes, Brian C.M.	LAB	793
Avery, Kenneth J.	CON	429
Stilwell, Michael J.	CON	409
Tully, Frances M.	LD	292
Wall, Gerard S.	LD	273

Camden

No change

Nightingale, Patricia	LAB	1,304
Greene, Dermot R.	LAB	1,245
Fleming, Marion H.	LD	395
Leggett, Marc P.J.	LD	278
Swan, June H.	CMC	264
Short, Paul D.	CON	223
Antoine-Perez, Laudicia L.	CON	205

Castlehaven

No change

Roberts, Jane E.	LAB	1,056
Williams, Jasper H.	LAB	951
Finer, Margaret A.	LD	271
Gordon, Kate	GRE	235
Mitchell, William L.	CON	212
Scarfe, Andrew F.	CON	192

Caversham

No change

Kissen, Bernard	LAB	1,230
Swain, Anne G.J.	LAB	1,196
Agerholm, Soren K.	LD	329
Davidson, John J.S.	CON	318
Currie, Sylvia M.C.	CON	297
Payne, Thomas	GRE	280

Chalk Farm

No change

Garland, Harriet E.A.	LAB	847
Budd, William G.	LAB	763
Bucknell, Jonathan M.	IND	426
Blackburn, Anthony J.	CON	421
Farrer, Michael R.	CON	340
Tattersfield, Frances M.	LD	275
Lyon, Ardon J.	LD	242

Fitzjohn's

No change

King, Ronald E.	CON	552
Mains, Cathleen G.	CON	467
Bookless, David R.S.	LAB	391
Black, Jonathan S.	LAB	366
Finlay, Ronald A.	LD	233
Paynton, Olive C.	LD	215
Knight, Christopher W.	IND	139
Harris, Charles H.	GRE	116

Fortune Green

No change

Rea, Felicity M.P.	LD	1,030
Schopflin, Jane	LD	866
Berridge, Geoffrey R.	LAB	523
Hoque, Syed M.	LAB	443
Crossman, Paul	CON	280
Jones, Nicholas M.G.	CON	235
Lovell, Lynn A.	GRE	83

Frognaal

No change

Chesters, Pamela J.	CON	800
Somper, Dawn A.	CON	658
Hayter, Dianne	LAB	420
Scott, Regan J.	LAB	378
How, Barbara E.	LD	311
Barnes, Nigel I.	LD	300
Marcus, Helen R.	HC	270
Secker Walker, Sebastian M.	GRE	143

Gospel Oak

No change

Hall, Robert E.	LAB	1,078
Mills, John A.D.	LABCP	838
Coney, Iris	CON	313
Jackson-Roberts, Margaret A.	LD	289
Ost, Michael E.H.	CON	273
de Freitas, Frances	LD	255
Oakes, Sheila M.	GRE	190

Grafton

No change

Shaw, Roy E.	LAB	1,147
Comerford, Terence	LAB	1,100
Hill, Elizabeth S.	LD	227
Bartlett, Doreen F.	CON	221
Elliott, Anne B.	LD	218
Campbell, Ross S.	CON	202

Hampstead Town

2 LD gains from CON

Little, Margaret F.	LD	1,005
Dickie, John K.	LD	969
Sinclair, Helen	CON	471
Braun, Maureen	CON	466
Guthrie, Janet M.	LAB	336
Fitzpatrick, Simon J.	LAB	323
Wolpe, Katharina	GRE	97

Highgate

No change

Cosin, Margaret I.	LAB	1,805
Arthur, Richard A.	LAB	1,795
Sacks, Deborah H.	LAB	1,731
Silk, Cynthia M.	CON	890
Fisher, Martyn B.	CON	833
Warburg, Tanya A.	CON	801
Eyres, Walter R.	GRE	628
Waddington, Richard J.	LD	525
Molesworth, Stephen L.	LD	520
Potts, Henry W.W.	LD	484

Holborn

No change

Fulbrook, Julian G.H.	LAB	1,116
Woodrow, Brian	LAB	1,017
Glossop, George W.	CON	303
Imerini, Bruno A.C.	CMC	301
Lownie, Andrew J.H.	CON	273
Jones, Kevin D.G.	LD	212
Deys, Caroline M.	LD	202
Logan, Maxwell G.	GRE	167
Treliving, Clive	GRE	110

Kilburn

No change

Johnson, Heather M.	LAB	1,581
Hedges, Charles W.	LAB	1,478
Walker, Timothy J.	LAB	1,450
Goodman, Anthony P.	CON	394
Harrison, Marian	CON	356
Thompson, Heather M.	LD	349
Mackover, David	CON	337
Allen, Jeremy R.	LD	313
Pollitt, Matthew J.	GRE	301
Morris, Lawrence S.	KC	296
Twite, Sally P.	LD	292
Copeland, Sandra Y.	IND	142

King's Cross

No change

Walker, Angus D.M.	LAB	1,180
White, John R.	LAB	1,109
Gorer, Grace M.	CON	333
Simon, Norma R.	CON	314
Charlesworth, David A.	LD	300

Priory

No change

Turner, Philip J.	LAB	1,168
Peskin, Barry	LAB	1,144
Irwin, Rose	CON	364
Peter, Dorin	CON	360
Kernick, Adelaide A.E.	LD	250
Landeryou, Rita I.	LD	211

Regent's Park

No change

Horan, David P.L.	LAB	1,464
Turner, James C.	LAB	1,458
Olszewski, Richard J.	LAB	1,328
Gray, Paul S.	CON	624
Walters, David R.	CON	619
Wilkin, John A.	CON	546
Gilbert, Jack M.	LD	385
Kavanagh, Jennifer D.	LD	359
Luby, Ellen D.	CMC	346
Lutgen, Pamela M.	LD	317
Forsyth, Dorothy H.	GRE	240

St John's

No change

Abraham, Penelope F.	LAB	1,175
Thane, John S.	LAB	1,076
Collins, Vivienne F.	LD	284
Lorraine, Alastair R.A.	LD	240
Wade, Andrew J.	GRE	211
Walker, Roland G.W.	CON	177
Kemp, Anthony V.C.	CON	172

St Pancras

No change

Lazenby, Gloria P.	LAB	859
Hasan, Mahmud	LAB	810
Smith, Ian C.H.	LD	192
Goldenberg, Harriett F.	LD	187
Hapgood, Mark B.	CON	148
Mundlak, Esther B.	CON	147
Armistead, Nigel D.W.	GRE	131

Somers Town

No change

Lieven, Nathalie M.D.	LAB	1,197
Shine, Sybil S.	LAB	1,164
Peeling, Arthur V.	CMC	275
Blundell, Elizabeth	LD	240
Harris, David R.	CON	219
Finney, Mark I.	LD	203
Ricketts, Carole A.	CON	200

South End

No change

Harrison, Gerry	LAB	992
Deshmukh, Sadashivrao N.	LAB	882
Iredale, John E.R.D.	CON	464
Sinclair, David S.	CON	455
Miles, Dudley R.A.	LD	272
Buonacorsi-How, Peter J.	LD	249
Page, Jennifer P.	HC	172
Busby, Celia	GRE	159
Hazell, Marguerite E.	GRE	148

Swiss Cottage

3 LAB gains from CON

Adamson, Raymond	LAB	1,076
Macdonald, John	LAB	1,070
Weir, Patrick O'K.	LAB	1,015
Morris, Anne	CON	926
Horne, Peter J.	CON	869
Skolar, Peter J.	CON	865
Burney-Jones, Elizabeth R.	LD	420
Collins, Nicholas H.F.	LD	418
Self, Diana M.B.	LD	374
Green, Debra J.	GRE	232

West End

1 no change - 1 LD gain from LAB

Lines, David J.	LAB	933
Moffitt, Keith	LD	839
Prior, Nicholas J.	LAB	799
Wagner, Erich	LD	739
Mackover, Sam	CON	235
Bourhill, Neil T.W.	CON	233
Locke, Judith K.	GRE	138

Croydon

Labour administration

1 Addiscombe	15 Purley
2 Ashburton	16 Rylands
3 Bensham Manor	17 Sanderstead
4 Beulah	18 Selston
5 Broad Green	19 South Norwood
6 Coulsdon East	20 Spring Park
7 Croham	21 Thornton Heath
8 Fairfield	22 Upper Norwood
9 Fieldway	23 Waddon
10 Heathfield	24 West Thornton
11 Kenley	25 Whitehorse Manor
12 Monks Orchard	26 Woodcote and Coulsdon West
13 New Addington	27 Woodside
14 Norbury	



State of the Parties 1964-94

	CON	LAB	LD	Others	Total
5.5.94	30	40	0	0	70
3.5.90	41	29	0	0	70
8.5.86	44	26	0	0	70
6.5.82	62	5	0	3	70
4.5.78	56	11	0	3	70
4.5.74	40	17	0	3	60
13.5.71	30	27	0	3	60
9.5.68	47	1	1	11	60
7.5.64	21	21	0	18	60

% Share of the Poll

	% poll	CON	LAB	LD	Others
5.5.94	46.5	42.5	38.9	15.4	3.2
3.5.90	45.8	48.1	35.2	9.7	7.0
8.5.86	42.7	45.1	28.8	23.9	2.2
6.5.82	40.3	55.6	18.6	22.5	3.2
4.5.78	41.6	59.8	29.4	6.6	4.1
4.5.74	39.0	52.8	30.5	14.3	2.4
13.5.71	37.7	47.4	40.8	6.1	5.7
9.5.68	36.2	58.9	16.9	11.9	12.3

Changes 1990-94

	CON	LAB	LD	Others	Total
Old Council 1994	40	30	-	-	70
Vacancies	-	-	-	-	-
By-elections	-1	+1	-	-	-
Transfers of Allegiance	-	-	-	-	-
3.5.90	41	29	-	-	70

General Statistics

		Croydon	London
May 1994	Electorate	229,760	4,872,088
Census 1991	Resident population aged 18+	243,471	5,228,925
	% Resident population of retirement age	16.1	16.8
	% Black and other ethnic minority groups	17.6	20.2
	% Households with child(ren) aged under 5	13.6	12.8
	% Households with only one adult and child(ren)	4.3	4.8
	% Households with an adult living alone	27.1	31.9
	% Households with over 1.0 persons per room	2.9	4.1
	% Households with 2 cars or more	24.6	18.2
	% Households in owner-occupied accommodation	72.8	57.2
May 1994	% Unemployed	10.1	12.9
April 1994	Band 'D' Council Tax	£527.00	£533.91

% Share of the Poll

Ward	Date	%poll	CON	LAB	LD	Others			
						GRE	IND		
Addiscombe	5.5.94	46.8	30.9	41.9	12.0	10.6	4.6		
	3.5.90	49.3	39.8	43.1	8.2	8.9			
						GRE			
Ashburton	5.5.94	50.4	42.8	37.7	19.5				
	3.5.90	49.9	46.3	33.2	9.7	10.8			
Bensham Manor	5.5.94	45.4	32.5	67.5	-				
	3.5.90	44.9	35.7	64.3	-				
						GRE			
Beulah	5.5.94	52.6	41.9	46.2	12.0				
	3.5.90	48.6	45.2	39.9	7.7	7.1			
Broad Green <i>by-election</i>	5.5.94	38.1	25.9	74.1	-				
	29.4.93	30.2	20.0	74.6	5.4				
	3.5.90	41.5	30.7	69.3	-				
						GRE			
Coulsdon East <i>by-election</i>	5.5.94	48.4	49.8	14.8	35.3				
	25.6.92	29.1	54.2	7.5	38.3				
	3.5.90	49.1	53.8	13.3	24.1	8.8			
						GRE	PC		
Croham	5.5.94	50.6	51.8	19.3	26.4	-	2.5		
	3.5.90	50.8	52.8	12.5	26.1	7.1	1.5		
						CFC	GRE	PC	SDP
Fairfield	5.5.94	42.8	49.1	29.7	15.5	3.5	-	2.2	
	3.5.90	44.5	53.1	25.0	7.5	-	9.7	-	4.7
Fieldway	5.5.94	36.1	23.9	76.1	-				
	3.5.90	35.3	26.4	73.6	-				
						GRE	RES		
Heathfield	5.5.94	47.6	52.4	25.1	16.8	-	5.7		
	3.5.90	28.7	65.1	21.9	-	13.0			
						GRE			
Kenley	5.5.94	44.3	55.4	16.8	27.8				
	3.5.90	43.5	62.6	14.1	15.5	7.8			
						GRE			
Monks Orchard	5.5.94	51.1	59.9	21.9	18.2				
	3.5.90	52.7	65.5	25.1	-	9.4			
New Addington	5.5.94	38.9	29.5	70.5	-				
	3.5.90	39.0	31.0	69.0	-				
Norbury	5.5.94	53.2	43.3	45.9	10.8				
	3.5.90	52.1	46.2	43.3	10.4				
						GRE	RES		
Purley <i>by-election</i>	5.5.94	46.1	49.2	15.9	30.2	4.7			
	25.6.92	20.4	73.1	9.7	17.2				
	3.5.90	46.1	51.0	12.4	14.2	8.1	14.3		
Rylands	5.5.94	50.8	37.9	62.1	-				
	3.5.90	49.8	45.8	54.2	-				

Ward	Date	%poll	CON	LAB	LD	Others	
						PC	
Sanderstead	5.5.94	50.8	53.8	16.6	26.3	3.3	
	3.5.90	51.4	66.5	15.2	18.3		
						IND	
Selsdon	5.5.94	54.8	50.5	12.0	35.3	2.2	
	3.5.90	51.8	68.6	14.9	16.5		
						GRE	
South Norwood	5.5.94	46.8	38.0	50.3	11.7		
	3.5.90	44.9	41.2	38.9	10.7	9.1	
						GRE	
Spring Park	5.5.94	54.1	57.5	28.9	-	13.6	
	3.5.90	52.9	68.6	31.4	-		
						GRE	
Thornton Heath	5.5.94	42.5	33.1	66.9	-		
	3.5.90	43.4	32.7	49.2	8.0	10.1	
Upper Norwood <i>by-election</i>	5.5.94	52.3	46.5	53.5	-		
	19.11.92	37.0	41.6	55.1	3.3		
	3.5.90	50.7	50.3	40.8	8.9		
						GRE	RES
Waddon <i>by-election</i>	5.5.94	46.8	31.1	43.0	16.3	-	9.6
	12.8.93	31.6	22.9	43.7	24.3	2.5	6.7
	3.5.90	50.4	43.6	49.5	7.0		
West Thornton	5.5.94	44.0	28.1	57.7	14.2		
	3.5.90	42.6	32.9	51.4	15.7		
						IND	
Whitehorse Manor	5.5.94	37.6	24.7	63.3	-	12.0	
	3.5.90	38.6	31.5	56.9	11.6		
						GRE	RES
Woodcote and Coulsdon West	5.5.94	43.9	49.9	14.8	35.3		
	3.5.90	44.8	45.6	11.3	17.5	8.6	17.1
Woodside	5.5.94	44.7	33.3	50.7	16.0		
	3.5.90	42.1	47.0	53.0	-		

Results

Addiscombe

2 no change - 1 LABCP gain from CON

Name	Party	Count
Fitzpatrick, Jeremy P.	LABCP	2,349
Fitzsimons, Sean E.	LABCP	2,136
Khan, Bernadette	LABCP	1,946
Brown, Martin W.	CON	1,784
El-Droubie, Hella P.H.	CON	1,572
Khokhar, Mohammad I.	CON	1,382
Schlich, Kay L.	LD	614
West, Patricia F.	LD	609
Heath, Russell N.	GRE	543
Smyth, James P.	IND	237

Ashburton

No change

Name	Party	Count
Arram, Edwin S.	CON	1,367
Slipper, Avril E.M.	CON	1,335
Walker, Jean	LABCP	1,225
Walker, Martin D.	LABCP	1,159
West, Paul F.	LD	622
Schlich, George W.	LD	612

Bensham Manor

No change

Mee, Paul R.	LABCP	2,650
Roberts, Alison J.	LABCP	2,621
Salmon, Helen S.	LABCP	2,519
Cullen, Brendan T.	CON	1,317
Hutchens, Gloria J.	CON	1,241
Tooze, John L.	CON	1,185

Beulah

2 LAB gains from CON

Grantham, Roy A.	LAB	1,471
Chowdhury, Sherwan H.	LAB	1,454
Fisher, Michael D.	CON	1,365
Hollands, Steven L.V.	CON	1,289
Cope, Jonathan R.	LD	402
Pocock, Christopher M.	LD	356

Broad Green

No change

Collins, Stuart	LAB	2,230
Matlock, Rodney G.D.	LAB	2,171
Spalding, Peter L.	LAB	2,008
Headlam, Eric S.	CON	832
Pearson, Keith B.	CON	718
Speakman, Donald S.	CON	693

Coulsdon East

No change

Wright, Christopher	CON	2,228
Prentice, Christine A.	CON	2,105
Perry, Jason S.	CON	2,091
Atkins, Ian R.	LD	1,597
Callen, John P.	LD	1,547
Jacobs, Keith C.	LD	1,408
Conway, Margaret	LAB	736
Phelan, Michael P.J.	LAB	608
Hassan, Syed M.	LAB	570

Croham

No change

Bowness, Peter S.	CON	2,556
Hecks, John P.B.	CON	2,533
Berry, Andrew D.W.	CON	2,511
Bishopp, Michael T.A.	LD	1,330
Peacock, Christopher G.	LD	1,294
Saunders, Malcolm	LD	1,249
Dennis, Maria T.	LAB	985
Buttigieg, Barry P.	LAB	955
Primm, Jeffrey R.	LAB	898
Samuel, Mark R.L.	PC	122

Fairfield

No change

Billington, Richard J.	CON	2,505
Coatman, Robert W.	CON	2,465
Wunn, Michael D.	CON	2,359
Burrige, Alexander J.M.	LAB	1,517
Newman, Robert J.	LAB	1,479
Young, Richard B.	LAB	1,434
Barron, Philip H.	LD	809
Gill, Michael G.	LD	757
Hardisty, Christine T.	LD	739
Cartwright, John S.	CFC	175
Edmonds, Deborah L.	PC	108

Fieldway

No change

Walker, James L.	LABCP	1,508
Walker, Mary M.	LABCP	1,411
Miller, John R.	CON	486
Matthews, Dinah M.	CON	433

Heathfield

No change

Mead, Margaret V.	CON	2,260
Horden, Mary M.H.	CON	2,251
Pelling, Andrew J.	CON	2,199
Chapman, Mark	LAB	1,188
Buckfield, Alan	LAB	1,083
Petherbridge, David T.	LAB	946
Holmes, David A.	LD	774
Held, Leo C.E.	LD	711
Ladanyi, Peter S.	LD	667
Murphy, Michael T.	IRE	242

Kenley

No change

Carey, Alan K.	CON	1,631
Smith, Brian G.	CON	1,480
Burnett, Gordon E.	LD	787
Kirkwood, James M.T.	LD	772
Richardson, William E.J.	LAB	492
Price, David P.	LAB	450

Monks Orchard

No change

Loughborough, Derek R.	CON	2,326
Campbell, Peter J.	CON	2,308
Davies, David L.	LAB	900
Murray, Lynette E.	LAB	792
Gosling, David G.	LD	739
Price, Leslie	LD	666

New Addington

No change

Davies, Geraint R.	LAB	2,150
Laffin, Trevor J.	LAB	2,012
Shawcross, Valerie	LAB	1,912
Eastoe, William J.	CON	906
Miller, Roy T.	CON	843
McCombie, Paul	CON	794

Norbury

3 LAB gains from CON

Hopson, Peter W.	LAB	2,082
Mansell, Margaret R.	LAB	2,074
Khan, Shafiqul I.	LAB	2,039
Geraghty, Geoffrey	CON	1,967
Johnston, Colin	CON	1,940
Kendall, Bryan J.	CON	1,934
Freeman, Pamela E.	LD	609
Morley, Geoffrey	LD	426
Pocock, Beryl R.	LD	422

Purley

No change

Bass, Graham J.	CON	2,428
Macdonald, Peter J.F.	CON	2,410
Millard, Derek G.	CON	2,347
Riley, Jenefer G.A.	LD	1,512
Randall, Pamela A.	LD	1,473
Newton, Sarah J.	LD	1,431
Ryan, Michael G.	LAB	811
Plackett, Richard M.	LAB	803
Ryan, Paul A.	LAB	707
Ings, Shirley R.L.	GRE	236
Horner, Bruce J.	GRE	221

Rylands

No change

Hourston, Mark	LAB	1,693
Jewitt, Karen A.	LAB	1,625
Bullen, James N.W.	CON	1,068
Thompson, Owen W.	CON	961

Sanderstead

No change

Marshall, Bruce T.H.	CON	2,083
Speed, Graham T.W.	CON	2,024
Howard-Jones, Gavin T.	LD	1,104
Stocker, Barry D.	LD	909
Wicks, Roger D.	LAB	636
Irtelli, Jean-Paul	LAB	634
Sprague, Neville	PC	125

Selsdon

No change

Adamson, Richard H.R.	CON	2,060
Mead, Dudley S.	CON	1,973
Shuttleworth, Keith	LD	1,475
Wickham, Edna G.	LD	1,341
Brown, William L.	LAB	509
Nazarko, Linda N.	LAB	449
Sales, Alan E.	IND	87

South Norwood

3 LAB gains from CON

Fraser, Clive B.	LAB	1,991
Bushell, Jenny	LAB	1,935
Jewitt, Michael	LAB	1,927
Lipman, David	CON	1,563
Kings, Eric J.	CON	1,456
Miles, Pauline	CON	1,408
Brown, Philip J.	LD	467
Perry, Jan	LD	446
Hardy-McBride, Julie	LD	443

Spring Park

No change

Marshall, Janet A.	CON	2,396
Perry, Denis E.	CON	2,302
Fry, Vanessa C.	LAB	1,228
Moyse, Stephen C.	LAB	1,129
Bebington, Andrew P.	GRE	555

Thornton Heath

No change

Dennis, Adrian S.	LAB	2,363
Garratt, Wallace W.	LAB	2,274
Chandarana, Raj	LAB	2,182
Oliver, Robert G.	CON	1,175
Ampaw, Bernard K.	CON	1,078

Upper Norwood

1 no change - 1 LABCP gain from CON

Ryan, Patrick T.	LABCP	1,696
Payne, Ian G.	LABCP	1,491
Parfitt, Margaret C.V.	CON	1,396
Macsweeney, David J.	CON	1,372

Waddon

No change

Allen, Christopher R.	LAB	2,094
Allen, Marilyn K.	LAB	2,019
Burling, Charles E.	LAB	1,888
Calvert, Rex A.J.	CON	1,490
Coatman, Bryan E.	CON	1,479
Gatland, Mervyn R.	CON	1,375
Axford, Graham J.	LD	792
Norton, Henry J.	LD	759
Barnett, Roger	LD	728
Collier, Peter J.	IRE	449

West Thornton

No change

Gibbon, Elaine A.	LAB	2,354
McKenzie, Clarence A.	LAB	2,284
Bernard, Gwendolyn E.	LAB	2,230
Aylmer, Alan E.	CON	1,152
Taylor, Roger C.	CON	1,115
Seaborn, Eileen P.	CON	1,075
Russell, Henry	LD	564

Whitehorse Manor

No change

Champion, Peter J.	LAB	2,159
O'Neill, Nuala	LAB	2,102
Letts, Toni E.	LAB	2,042
Davis, Peter R.C.	CON	865
Parker, Ian J.	CON	803
Thomas, Jill	CON	794
Wells, Stanley H.	IND	399

Woodcote and Coulsdon West

No change

Fowler, Maurice A.	CON	2,325
Hawkins, Anna	CON	2,293
Osland, David J.	CON	2,238
Billenness, Margaret R.A.	LD	1,686
Austin, Trevor J.	LD	1,612
Jacobs, Yvonne A.	LD	1,561
King, Ernest C.	LAB	709
Rowland, Ronald E.	LAB	686
Hoda, Mohammad S.	LAB	642

Woodside

No change

Finegan, Brian P.	LABCP	1,470
Newman, Anthony J.	LABCP	1,409
Dorey, Derek W.	CON	967
Oliver, Joanna L.M.W.	CON	924
Waterhouse, Hilary J.	LD	453

Ealing

Labour administration

- | | |
|-------------------|----------------|
| 1 Argyle | 14 Northfield |
| 2 Costons | 15 Perivale |
| 3 Dormers Wells | 16 Pitshanger |
| 4 Ealing Common | 17 Ravenor |
| 5 Elthorne | 18 Southfield |
| 6 Glebe | 19 Springfield |
| 7 Hanger Lane | 20 Vale |
| 8 Heathfield | 21 Victoria |
| 9 Hobbayne | 22 Walpole |
| 10 Horsenden | 23 Waxlow |
| 11 Mandeville | 24 West End |
| 12 Mount Pleasant | 25 Wood End |
| 13 Northcote | |



State of the Parties 1964-94

	CON	LAB	LD	Others	Total
5.5.94	20	48	3	-	71
3.5.90	40	30	-	-	70
8.5.86	20	47	3	-	70
6.5.82	37	30	3	-	70
4.5.78	41	28	-	1	70
4.5.74	24	36	-	-	60
13.5.71	20	40	-	-	60
9.5.68	53	5	-	2	60
7.5.64	26	34	-	-	60

% Share of the Poll

	% poll	CON	LAB	LD	Others
5.5.94	49.5	38.2	47.6	10.2	4.0
3.5.90	49.0	43.6	42.3	9.4	4.7
8.5.86	47.9	35.0	46.1	16.6	2.3
6.5.82	49.5	41.1	35.0	21.1	2.8
4.5.78	46.8	50.5	43.4	4.6	1.5
4.5.74	40.3	42.6	46.0	9.0	2.4
13.5.71	44.6	41.9	51.8	1.9	4.4
9.5.68	42.4	63.7	27.4	3.8	5.1

Changes 1990-94

	CON	LAB	LD	Others	Total
Old Council 1994	39	31	-	-	70
Vacancies	-	-	-	-	-
By-elections	-1	+1	-	-	-
Transfers of Allegiance	-	-	-	-	-
3.5.90	40	30	-	-	70

General Statistics

		Ealing	London
May 1994	Electorate	197,662	4,872,088
Census 1991	Resident population aged 18+	214,226	5,228,925
	% Resident population of retirement age	15.3	16.8
	% Black and other ethnic minority groups	32.3	20.2
	% Households with child(ren) aged under 5	13.4	12.8
	% Households with only one adult and child(ren)	4.4	4.8
	% Households with an adult living alone	29.8	31.9
	% Households with over 1.0 persons per room	5.1	4.1
	% Households with 2 cars or more	19.0	18.2
	% Households in owner-occupied accommodation	63.8	57.2
May 1994	% Unemployed	10.9	12.9
April 1994	Band 'D' Council Tax	£470.00	£533.91

% Share of the Poll

Ward	Date	%poll	CON	LAB	LD	Others		
						GRE		
Argyle	5.5.94	49.8	44.4	33.6	13.3	8.7		
<i>by-election</i>	6.2.92	42.4	48.6	36.8	13.6	1.1		
	3.5.90	51.1	53.2	30.2	8.5	8.0		
Costons	5.5.94	49.3	51.6	37.6	10.8			
	3.5.90	51.4	56.0	36.1	7.9			
						GRE		
Dormers Wells	5.5.94	47.7	32.8	58.4	8.8			
<i>by-election</i>	14.11.91	34.4	23.5	57.1	15.9	3.4		
	3.5.90	46.0	30.5	52.2	6.9	10.4		
						GRE	IND	RES
Ealing Common	5.5.94	47.1	46.0	27.7	14.6	6.5	3.1	2.1
	3.5.90	47.6	53.2	26.1	9.8	10.9		
						GRE		
Elthorne	5.5.94	46.8	35.3	49.5	-	15.2		
	3.5.90	46.9	36.0	39.7	9.4	14.9		
						GRE		
Glebe	5.5.94	46.2	16.0	73.6	-	10.5		
	3.5.90	42.4	13.9	86.1	-			
Hanger Lane	5.5.94	46.9	62.3	24.6	13.1			
	3.5.90	49.4	68.4	21.6	10.1			
						GRE		
Heathfield	5.5.94	44.8	28.5	60.3	11.2			
	3.5.90	45.4	34.9	48.6	6.2	10.2		
						GRE		
Hobbayne	5.5.94	53.0	32.1	49.5	10.2	8.2		
	3.5.90	50.7	42.1	39.9	7.6	10.4		
Horsenden	5.5.94	55.0	40.6	40.2	19.2			
Mandeville	5.5.94	52.1	46.5	53.5	-			
	3.5.90	51.2	53.8	37.7	8.5			
Mount Pleasant	5.5.94	43.5	22.0	78.0	-			
	3.5.90	39.5	20.6	72.9	6.5			
Northcote	5.5.94	45.1	14.8	85.2	-			
	3.5.90	44.1	8.2	91.8	-			
						GRE		
Northfield	5.5.94	56.6	38.7	42.3	12.5	6.4		
<i>by-election</i>	13.12.90	33.7	51.3	37.1	8.3	3.3		
	3.5.90	54.5	43.1	37.1	8.2	11.6		
Perivale	5.5.94	51.9	42.8	46.2	11.0			
	3.5.90	53.0	52.7	37.7	9.6			
						GRE		
Pitshanger	5.5.94	52.6	56.0	22.8	14.8	6.4		
	3.5.90	54.1	67.5	21.4	11.1			
Ravenor	5.5.94	54.8	42.8	47.5	9.6			
	3.5.90	52.6	48.9	40.9	10.2			

						GRE	SOC
Southfield	5.5.94	52.3	30.9	30.1	36.4	2.5	
	3.5.90	53.7	36.1	27.7	23.9	11.5	0.8
						GRE	
Springfield	5.5.94	50.5	38.6	51.4	10.0		
	3.5.90	48.0	39.5	39.5	8.6	12.4	
Vale	5.5.94	48.0	38.5	51.5	9.9		
	3.5.90	46.0	41.3	47.6	11.1		
Victoria <i>by-election</i>	5.5.94	45.1	36.7	54.2	9.2		
	1.10.92	39.4	36.3	54.4	9.3		
	3.5.90	48.3	48.9	51.1			
						IND	
Walpole	5.5.94	53.6	35.6	45.7	13.9	4.7	
	3.5.90	53.4	42.5	46.5	11.0		
Waxlow	5.5.94	46.2	36.7	63.3	-		
	3.5.90	46.1	44.7	55.3	-		
West End	5.5.94	46.7	33.8	55.3	10.8		
	3.5.90	45.9	44.9	44.8	10.3		
						RES	
Wood End	5.5.94	53.4	40.9	37.8	10.7	10.7	
	3.5.90	52.4	44.6	25.7	29.6		

Results

Argyle

No change

Ansell, Joan T.	CON	2,127
Gibb, Ian	CON	2,056
Wood, John I.	CON	2,049
Hardy, Douglas A.	LAB	1,658
Holmes, Reginald	LAB	1,609
Tomlinson, Richard J.	LAB	1,450
Kitchener, Paul A.	LD	625
Hilne, Astrid	GRE	407

Costons

No change

Hetherington, Edith J.	CON	1,837
Weeks, Graham J.	CON	1,744
Mindell, Jeremy P.	CON	1,712
Evans, Bernard E.A.	LAB	1,351
Kilker, Michael J.	LAB	1,330
Maherali, Alaudin	LAB	1,181
Bromwich, Derek T.	LD	433
Gracias, Antonio F.	LD	372
Grajnert, Norah M.	LD	303

Dormers Wells

No change

Sharma, Virendra K.	LAB	2,228
Mann, Rajinder S.	LAB	2,117
McIntosh, Iain J.	LAB	1,994
Mangat, Niranjana S.	CON	1,266
Kay, Donald F.G.	CON	1,176
Aslam, Mohammad	CON	1,124
Rose, Margaret J.	LD	365
Thomas, Kathleen E.F.	LD	301
Dalal, Rusi K.	LD	292

Ealing Common

No change

Kettle, Kenneth L.	CON	1,955
Brown, Anthony G.	CON	1,922
Green, Ian R.	CON	1,891
Jones, Alan M.	LAB	1,328
Chaudhary, Kundan L.	LAB	1,116
Sahota, Gurdip S.	LAB	1,031
Ball, Jon T.A.	LD	635
Gibbs, Harold J.M.	LD	616
Thomson, Nicola F.	LD	581
Burton, Peter G.H.	GRE	315
Earl, Douglas S.	GRE	305
Seibe, Astra I.	GRE	199
Leahy, Edward J.	IND	129
Sansford, Paul V.	IRE	86

Elthorne

No change

Coleman, Edward P.	LAB	2,114
Majumdar, Margaret J.	LAB	1,968
Nijhar, Inderjeet S.	LAB	1,644
Delaney, Ellen A.C.	CON	1,487
Samuel, Henry B.	CON	1,320
Lewanski, Victor H.	CON	1,272
Fitzherbert, Luke	GRE	585

Glebe

No change

Chander, Umesh	LAB	2,847
Sahota, Bachitter S.	LAB	2,837
Pathak, Rabindara N.	LAB	2,773
Chaudhry, Abdul Q.	CON	672
Bhati, Shams-ul-Qamar	CON	617
Ranshi, Dhanwant S.	CON	545
Goodwin, Nicholas	GRE	402

Hanger Lane

No change

Potts, Ian M.	CON	2,360
Sumner, Nigel R.	CON	2,256
Yerolemou, Barbara C.	CON	2,200
Baker, Joan E.	LAB	951
Norrie, Amanda K.J.	LAB	875
Quinn, John J.	LAB	865
Anthony, Rowland	LD	521
Brooks, Dorothy A.	LD	512
Salaun, Francis P.	LD	404

Heathfield

No change

Cudmore, John L.	LAB	2,073
Brookes, Elizabeth	LAB	2,041
Johnson, Yvonne E.	LAB	2,035
Allison, James R.D.	CON	1,109
Olivier, Jean-Marc W.	CON	942
Suri, Ranbir S.	CON	855
Alcock, Raymond D.	LD	429
Dodds, Felix M.	LD	390
Villot, Krystyna N.	LD	326

Hobayne

1 no change - 2 LAB gains from CON

Pound, Stephen P.	LAB	2,196
Sears, Stephen A.	LAB	2,097
Price, Royston H.	LAB	2,008
Black, Eric W.A.	CON	1,411
Lewis, Derek W.R.	CON	1,359
Castle, Brian H.	CON	1,324
Miller, Alan B.	LD	445
Seymour, John K.G.	LD	425
Fitzherbert, Katrin	GRE	347

Horsenden

New ward

Varley, Frederick W.	LAB	1,176
Freeman, David A.J.	CON	1,147
Mallam, Martin H.	CON	1,085
Ward, Peter M.	LAB	1,035
Davies, David A.	LD	566
Maclachlan, Alastair K.	LD	487

Mandeville

3 LAB gains from CON

Chudley, Raymond I.	LAB	2,031
Underwood, Neal G.	LAB	2,012
Lemin, Vanessa E.	LAB	2,004
Downham, Peter	CON	1,758
Richards, Charles F.	CON	1,751
Trinder, Joan B.	CON	1,740

Mount Pleasant

No change

Birk, Jasbinder K.	LAB	2,722
Bagha, Tej R.	LAB	2,616
Patil, Madhavrao N.	LAB	2,497
Sandhu, Mahabir S.	CON	783
Hayat, Arif	CON	756
Quadri, Fazlur-Rehman	CON	674

Northcote

No change

Dyal, Tara S.	LAB	2,715
Lachhar, Chanan S.	LAB	2,647
Perdesi, Ram K.	LAB	2,602
Hussain, Mukhtar	CON	483
Hussain, Fida	CON	475
Nehru, Sebastian	CON	423

Northfield

3 LAB gains from CON

O'Neill, Joseph M.P.	LAB	2,175
Gavan, Kieron M.	LAB	2,163
Woodroffe, Simon R.	LAB	2,068
Bull, Graham J.	CON	2,028
Lewanski, Wiktor W.	CON	1,942
Millican, David	CON	1,892
Hurst, Frances A.	LD	700
James, John C.	LD	657
Lourie, Michael V.	LD	536
Stephenson, Donald	GRE	325

Perivale

1 no change - 1 LAB gain from CON - revised ward

Payne, Christopher G.	LAB	1,234
Devine, Bernadette M.R.E.	CON	1,164
Dheer, Ranjit L.	LAB	1,143
Kozlowski, Jerzy	CON	1,041
Miller, Anthony H.J.	LD	287
Maclachlan, Penelope	LD	281

Pitshanger

No change

Young, Anthony C.B.	CON	2,783
Pagan, Diana M.	CON	2,628
Hider, Audrey M.	CON	2,558
Oliver, Anthony J.	LAB	1,114
Bell, Julian G.	LAB	1,071
Lloyd, Leonora	LAB	1,061
Wilson, Anne B.	LD	736
Harris, Brian	LD	716
Fruzza, Francesco	LD	658
Agius, Anthony W.J.	GRE	306

Ravenor

3 LAB gains from CON

Murray, Diane	LAB	2,104
Nickson, Graham P.	LAB	1,958
Porter, Richard A.O.	LAB	1,859
Evans, Dinah R.	CON	1,806
Knowles, Adrian C.	CON	1,798
Kopecky, Vladimir	CON	1,733
Jay, Madeline	LD	458
Salaman, Myer R.	LD	342

Southfield

3 LD gains from CON

Mitchell, Andrew D.	LD	1,409
Huck, Angus J.	LD	1,387
Rose, Harvey B.	LD	1,386
Bastin, Colin	LAB	1,220
Atkinson, Timothy G.B.	CON	1,211
Ebenezer, Martha A.E.	CON	1,175
Richardson, Philip G.	CON	1,170
Gray, Tony	LAB	1,131
Reedy, Francis P.	LAB	1,113
Diamond, Sebastian J.	GRE	112
Meiklejohn, Christina L.V.	GRE	92
Dobson, Margaret	GRE	86

Springfield

2 no change - 1 LAB gain from CON

Bond, Andrew P.R.	LAB	2,112
Gallagher, John S.	LAB	1,990
Delaney, John L.	LAB	1,985
Brown, Sheila	CON	1,608
Chevallier, Michael J.M.	CON	1,542
Nicklas-Carter, Derath M.	CON	1,423
Grabowski, Fiona M.	LD	422
Michael, Eric M.E.	LD	398
Rowley, Simon J.	LD	359

Vale

No change

Seers, Patricia	LAB	1,101
Baptie, Roderick G.	LAB	1,045
Woodall, Lucy A.	CON	809
Magnowska, Christine R.	CON	795
O'Connell, Donald	LD	212
Slater, Mary C.	LD	201

Victoria

No change

Portwood, Philip J.	LAB	1,204
Fraser, Keith D.M.	LAB	1,153
Young, Janet E.	CON	826
Haythorn, Norma M.McM.	CON	770
Rowe, Leslie A.	LD	210
Eldridge, Muriel M.D.	LD	189

Walpole

2 no change - 1 LAB gain from CON

Benn, Hilary J.	LAB	2,398
Chorley, Alan J.	LAB	2,233
Sidhu, Navjot	LAB	1,937
Harris, Eileen V.	CON	1,711
Porter, Joan M.	CON	1,705
Jones, Stephen O.	CON	1,702
Maycock, John B.	LD	673
Murphy, Oliver P.	LD	663
Thomas, Andrew G.	IND	227

Waxlow

No change

Clements-Elliott, Julia M.	LAB	2,249
Anand, Harbans S.	LAB	2,098
Singh, Gurcharan	LAB	2,021
Dyson, Adrian	CON	1,338
Nolder, Anthony D.	CON	1,223
Pack, Michael V.	CON	1,130

West End

1 no change - 2 LAB gains from CON

Dunckley, Ernest F.	LAB	1,892
Bond, David F.	LAB	1,837
Impey, Frank K.	LAB	1,713
Varney, David E.	CON	1,146
Heydinrych, James V.	CON	1,141
Landeryou, Zena S.	CON	1,043
Bown, Stephen G.	LD	421
Ducker, John F.C.	LD	367
Mazouz, Jane M.	LD	279

Wood End

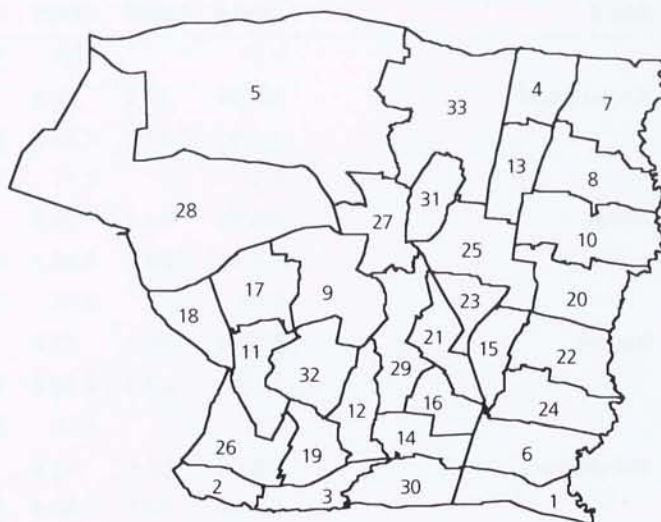
No change

Hall, Brenda S.	CON	1,723
Jackson, Stewart J.	CON	1,689
Varney, Diane G.	CON	1,636
Colling, Patricia	LAB	1,591
Taylor, Robin	LAB	1,588
Gandhi, Gopaldas	LAB	1,487
Woodcock, Lyn E.	LD	519
Bliss, Nigel G.	LD	444
Kilduff, Eamonn F.	IRE	440
Purkiss, Gary W.	LD	354

Enfield

Labour administration

- | | |
|-----------------|--------------------|
| 1 Angel Road | 18 Oakwood |
| 2 Arnos | 19 Palmers Green |
| 3 Bowes | 20 Ponders End |
| 4 Bullsmoor | 21 Raglan |
| 5 Chase | 22 St Alphege |
| 6 Craig Park | 23 St Marks |
| 7 Enfield Lock | 24 St Peters |
| 8 Enfield Wash | 25 Southbury |
| 9 Grange | 26 Southgate Green |
| 10 Green Street | 27 Town |
| 11 Grovelands | 28 Trent |
| 12 Highfield | 29 Village |
| 13 Hoe Lane | 30 Weir Hall |
| 14 Huxley | 31 Willow |
| 15 Jubilee | 32 Winchmore Hill |
| 16 Latymer | 33 Worcesters |
| 17 Merryhills | |



State of the Parties 1964-94

	CON	LAB	LD	Others	Total
5.5.94	25	41	-	-	66
3.5.90	34	32	-	-	66
8.5.86	38	28	-	-	66
6.5.82	47	19	-	-	66
4.5.78	41	19	-	-	60
4.5.74	30	29	1	-	60
13.5.71	32	28	-	-	60
9.5.68	51	9	-	-	60
7.5.64	29	31	-	-	60

% Share of the Poll

	% poll	CON	LAB	LD	Others
5.5.94	47.1	39.2	47.3	12.6	1.0
3.5.90	48.0	46.2	38.5	3.4	11.9
8.5.86	46.7	47.0	34.9	16.3	1.8
6.5.82	43.4	50.8	28.0	20.9	0.3
4.5.78	44.6	55.6	33.8	5.2	5.3
4.5.74	38.8	46.8	38.4	14.8	0.0
13.5.71	40.3	46.5	46.9	6.1	0.5
9.5.68	44.8	66.9	24.0	6.7	2.4

Changes 1990-94

	CON	LAB	LD	Others	Total
Old Council 1994	35	31	-	-	66
Vacancies	-	-	-	-	-
By-elections	+1	-1	-	-	-
Transfers of Allegiance	-	-	-	-	-
3.5.90	34	32	-	-	66

General Statistics

		Enfield	London
May 1994	Electorate	192,473	4,872,088
Census 1991	Resident population aged 18+	199,873	5,228,925
	% Resident population of retirement age	17.5	16.8
	% Black and other ethnic minority groups	14.1	20.2
	% Households with child(ren) aged under 5	13.6	12.8
	% Households with only one adult and child(ren)	3.7	4.8
	% Households with an adult living alone	26.7	31.9
	% Households with over 1.0 persons per room	3.0	4.1
	% Households with 2 cars or more	24.2	18.2
	% Households in owner-occupied accommodation	73.6	57.2
May 1994	% Unemployed	11.4	12.9
April 1994	Band 'D' Council Tax	£580.00	£533.91

% Share of the Poll

Ward	Date	%poll	CON	LAB	LD	Others	
						GRE	
Angel Road	5.5.94	42.1	26.9	65.7	7.4		
	3.5.90	47.6	37.5	55.1	-	7.4	
						GRE	
Arnos	5.5.94	43.8	29.8	59.8	10.4		
	3.5.90	46.0	34.8	50.7	-	14.5	
						GRE	
Bowes	5.5.94	45.7	27.0	61.9	11.1		
	3.5.90	47.1	37.6	50.3	-	12.2	
						GRE	
Bullsmoor	5.5.94	50.6	42.9	57.1	-		
	3.5.90	50.5	46.5	45.2	-	8.3	
						GRE	IND
Chase	5.5.94	49.3	47.0	34.9	18.0		
	3.5.90	51.0	50.0	28.3	8.2	9.2	4.3
						GRE	
Craig Park	5.5.94	35.8	20.1	71.0	8.9		
	3.5.90	39.1	25.2	63.3	-	11.5	
						GRE	
Enfield Lock	5.5.94	46.5	44.7	55.3	-		
	3.5.90	49.1	41.4	47.7	-	10.9	
						GRE	
Enfield Wash	5.5.94	40.9	38.2	61.8	-		
	3.5.90	43.2	36.0	54.4	-	9.6	
						GRE	
Grange	5.5.94	54.5	50.7	16.7	29.7	2.9	
	3.5.90	54.3	64.2	14.0	11.2	10.6	
						GRE	
Green Street	5.5.94	47.7	42.1	57.9	-		
	3.5.90	46.4	46.2	45.9	-	7.9	
						GRE	
Grovelands	5.5.94	47.0	45.5	32.3	22.2		
	3.5.90	49.0	53.5	20.3	11.3	14.9	
						GRE	
Highfield	5.5.94	50.3	38.8	53.1	8.1		
	3.5.90	50.2	47.6	41.4	-	11.0	
						GRE	
Hoe Lane	5.5.94	45.5	34.4	55.4	10.2		
<i>by-election</i>	10.1.91	27.7	48.2	46.3	3.2	2.3	
	3.5.90	42.8	36.2	54.0	-	9.7	
						GRE	
Huxley	5.5.94	46.1	28.2	63.1	8.7		
	3.5.90	49.8	39.8	50.5	-	9.7	
						GRE	
Jubilee	5.5.94	46.4	26.9	62.3	10.8		
	3.5.90	46.6	32.7	56.0	-	11.4	

Ward	Date	%poll	CON	LAB	LD	Others	
						GRE	MLAB
Latymer	5.5.94	42.5	19.6	65.0	8.8		6.5
	3.5.90	43.3	26.4	62.3	-	11.4	
						GRE	
Merryhills	5.5.94	49.7	55.1	27.3	17.6		
	3.5.90	51.7	66.3	21.5	-	12.3	
						GRE	
Oakwood	5.5.94	43.7	48.3	34.8	16.9		
	3.5.90	46.1	50.2	27.0	10.9	11.8	
						GRE	
Palmers Green	5.5.94	50.8	31.9	53.0	15.1		
	3.5.90	46.2	40.4	32.1	8.5	19.0	
						GRE	
Ponders End	5.5.94	40.1	30.3	69.7	-		
	3.5.90	40.5	30.4	53.1	-	16.4	
						GRE	
Raglan	5.5.94	48.7	46.7	41.9	11.4		
	3.5.90	49.1	55.4	30.5	-	14.1	
						GRE	
St Alphege	5.5.94	42.5	28.6	62.1	9.4		
	3.5.90	42.3	36.6	53.9	-	9.6	
						GRE	
St Marks	5.5.94	56.5	36.5	54.7	8.8		
	3.5.90	56.0	44.9	41.7	-	13.4	
						GRE	
St Peters	5.5.94	41.2	24.0	65.3	10.7		
	3.5.90	40.2	30.3	58.9	-	10.7	
						GRE	
Southbury	5.5.94	52.1	38.5	48.7	12.8		
	3.5.90	50.9	47.3	40.9	-	11.8	
						GRE	
Southgate Green	5.5.94	42.9	46.7	32.3	21.1		
	3.5.90	42.7	53.0	22.0	11.0	14.0	
						GRE	
Town <i>by-election</i>	5.5.94	55.2	48.9	33.8	17.3		
	10.1.91	39.8	58.3	29.0	10.5	2.3	
	3.5.90	52.1	54.9	25.7	9.9	9.5	
						GRE	
Trent	5.5.94	43.2	61.1	19.8	19.1		
	3.5.90	47.0	71.4	13.9	8.5	6.2	
						GRE	
Village	5.5.94	49.5	52.8	32.5	14.7		
	3.5.90	51.5	66.5	23.6	-	9.9	
						GRE	
Weir Hall	5.5.94	42.7	29.9	62.2	7.8		
	3.5.90	48.2	37.0	54.5	-	8.5	

Ward	Date	%poll	CON	LAB	LD	Others	
Willow						GRE	
	5.5.94	56.5	40.8	24.0	35.1		
	3.5.90	54.2	56.3	26.2	9.3	8.2	
Winchmore Hill						GRE	IND
	5.5.94	46.2	37.3	26.7	14.5	7.4	14.2
	3.5.90	48.3	49.2	20.1	7.5	12.8	10.3
Worcesters <i>by-election</i>						GRE	
	5.5.94	54.9	43.7	44.2	12.1		
	12.9.92	40.3	48.8	44.8	6.4		
	3.5.90	58.3	48.0	37.0	6.9	8.1	

Results

Angel Road

No change

Connew, John A.	LABCP	1,249
Loake, Grace A.	LABCP	1,144
Lovell, Peter M.A.	CON	497
Georgiou, Mamas	CON	484
Summerfield, Stanley F.	LD	160
Zeitman, Ivor	LD	111

Arnos

No change

Brett, Yasemin	LAB	1,345
Course, Alan W.	LAB	1,286
Brown, Felicity A.	CON	690
Conway, Nadezda	CON	619
Stainer, Alan I.	LD	260
Bulsara, Jagdish N.	LD	197

Bowes

No change

Georgiou, Achilleas	LAB	1,541
Rodin, Jeffrey L.	LAB	1,476
White, Anthony J.	CON	660
Larkin-Sealey, Gilda M.D.	CON	656
Keane, Kevin J.M.	LD	296
Jeyarajah, Francis	LD	244

Bullsmoor

1 no change - 1 LAB gain from CON

Devitt, Graham P.	LAB	1,644
Cunneen, Patrick M.	LABCP	1,567
Shadbolt, Gillian	CON	1,229
Tarrant, Brian S.	CON	1,179

Chase

No change

Yates, John M.	CON	1,345
Ford, Grace M.	CON	1,342
Taylor, Doug	LAB	1,013
Renny, Fiona E.	LAB	983
Macleod, Angus M.	LD	538
Wilson, Michael J.	LD	492

Craig Park

No change

Fenton, Mark	LAB	1,313
Mattingly, Alexander W.	LAB	1,236
Harding, Michael J.	CON	393
Schofield, Nigel C.	CON	328
Aron, Josephine A.	LD	179
Osman, David A.	LD	139

Enfield Lock

No change

Bond, Christopher J.	LABCP	1,644
Horridge, Patrick R.	LABCP	1,644
Lloyd, Linda A.	CON	1,346
Farmbrough, Richard M.	CON	1,315

Enfield Wash

No change

Buckley, Roger	LAB	1,420
Shutt, James	LAB	1,256
Farrow, Robert S.	CON	847
Grigg, Oliver	CON	806

Grange

No change

Newell, Cecil A.	CON	1,740
Vince, Glynis L.	CON	1,721
Jephcott, Christopher J.A.	LD	1,072
Garabetian, George	LD	957
Daultry, Ronald	LAB	587
Stafford, Theresa	LAB	555
Adeyemi, Olukorede S.	GRE	100

Green Street

1 no change - 1 LAB gain from CON

Forrest, Paul	LAB	1,479
Smith, Terence L.	LAB	1,442
Price, Bill	CON	1,121
Price, Gloria A.	CON	1,006

Grovelands

No change

Wright, Anthony D.	CON	1,122
Rust, Susan R.	CON	1,109
Jarvis, Claire	LAB	800
Clark, Paul G.	LAB	783
Hill, Susan M.	LD	546
Hill, John E.	LD	542

Highfield

1 no change - 1 LAB gain from CON

Cole, Christopher	LAB	1,463
Borkett, Ian H.	LAB	1,375
Egan, John P.	CON	1,104
Zetter, Lionel D.	CON	971
Kounis, George	LD	262
Ma, Hui H.	LD	170

Hoe Lane

1 no change - 1 LAB gain from CON

Southwell, Geoffrey C.	LAB	1,564
Horridge, Verna A.	LABCP	1,402
Watts, Paul A.	CON	1,019
Williams, Mark	CON	823
Wilson, Robin G.	LD	272

Huxley

No change

Savva, George A.	LAB	1,584
Barford, Brian	LAB	1,571
Gosnell, Mary P.	CON	735
Parashou, Jack	CON	673
Osman, Helen	LD	228
Selby, Stewart M.	LD	208

Jubilee

No change

Smythe, Rita A.	LAB	1,564
Prowse, Kathleen L.	LABCP	1,412
Dingley, Mark L.	CON	738
Gulamhusein, Mohamed Y.	CON	546
Archer, Paul L.	LD	271
Kipling, Olive L.	LD	244

Latymer

No change

Ibrahim, Mustafa	LAB	1,395
Sowter, Phillip	LAB	1,372
Smith, Terence F.	CON	458
Thacker, Frank D.	CON	377
Steel, Michael C.F.	LD	214
Alam, Mohammed M.	LD	162
Kavanagh, Darrell	MLAB	139

Merryhills

No change

James, Victor G.	CON	1,375
Sharkey, Jennifer A.	CON	1,260
King, Peter J.	LAB	687
Stanbridge, Gladys E.M.	LAB	619
McGee, Terence J.	LD	425
Price, Paul F.	LD	414

Oakwood

No change

Conway, David A.	CON	1,076
Dawson, Patricia A.	CON	999
Hislop, Charles R.	LAB	824
Mazumdar, Sukumar	LAB	672
Shakery, Elizabeth S.	LD	375
Kahn, Harry	LD	350

Palmers Green

2 LAB gains from CON

Aves, Neil F.C.	LAB	1,644
Charalambous, Charalambos	LAB	1,619
Barker, Alan G.	CON	1,029
Goldwater, Clive C.	CON	935
Haddock, Glenton J.	LD	467
Swinton, Ian D.	LD	464

Ponders End

No change

Costello, Elizabeth M.	LAB	1,458
Wiggett, Ivor	LAB	1,424
Jordon, Andrew J.	CON	661
Hulka, Neil W.	CON	590

Raglan

No change

Gooch, Celia A.	CON	1,456
Mardon, Doreen	CON	1,453
Mason, Elizabeth J.	LAB	1,305
Farrington, Anthony L.D.	LAB	1,304
Stone, Trevor R.	LD	358
Hoof, Timothy E.R.	LD	350

St Alphege

No change

Kinsler, Anthony J.	LAB	1,509
Nicolls, Leonard V.	LAB	1,472
Stacey, Audrey M.	CON	712
Vince, Roger D.	CON	660
Glass, William H.	LD	227
Carrington, Richard J.	LD	222

St Marks

1 no change - 1 LAB gain from CON

Mason, David J.	LAB	1,524
Stafford, Andrew	LAB	1,420
Harding, Jacqueline G.	CON	1,024
McNeice, Celia P.	CON	941
Adams, Barbara G.	LD	253
Spinks, Michael J.	LD	218

St Peters

No change

Robb, Colin McN.	LAB	1,426
Smythe, Eric J.C.	LAB	1,420
Marlow, Christine M.T.	CON	546
Marlow, Harry	CON	502
Malone, Brendan J.	LD	241
Sanders, Shaun L.	LD	226

Southbury

2 LAB gains from CON

Carter, Stanley	LAB	1,579
Hyder, Patricia A.	LAB	1,548
Nellis, Frank	CON	1,261
Stacy, Richard C.	CON	1,209
Nelson, Harold J.S.	LD	443
Price, Simon N.R.	LD	379

Southgate Green

No change

Adams, Pamela J.	CON	1,089
Elvidge, Peter G.	CON	1,035
Brett, Michael J.	LAB	792
Gueizelar, Terence J.	LAB	677
Frost, Bertina N.	LD	486
Staunton, Eric D.	LD	472

Town

No change

Thacker, Audrey D.	CON	1,499
Wortley, Stephen M.	CON	1,390
Howard, Frances A.	LAB	1,002
Coombs, Gregory P.	LAB	992
Hanchett, James J.	LD	514
Macleod, Sheila M.	LD	508

Trent

No change

Burrowes, David J.B.	CON	1,694
Pearce, Anne M.D.	CON	1,580
Mann, Stephen A.	LAB	558
Davey, Richard J.	LD	519
Finlay, Susan W.	LD	503
Rowe, Philip	LAB	503

Village

No change

Jackson, John W.E.	CON	1,579
Wyatt, John A.	CON	1,485
Glover, William H.	LAB	1,003
Tordoff, Katherine	LAB	884
Arend, John G.H.	LD	428
Meldrum, William J.G.	LD	423

Weir Hall

No change

Walker, Sian M.	LAB	1,431
Constantinides, Andreas	LAB	1,410
Creber, Jean B.	CON	721
Murray, Andrew E.	CON	644
Simon, Tobias R.	LD	187
Springall, David J.	LD	171

Willow

No change

Eustance, Graham G.	CON	1,390
Rye, Michael J.	CON	1,255
Chatfield, Jonathan P.	LD	1,175
Hopkins, Michael S.	LD	1,100
Swain, Alan P.	LAB	781
Renny, Paul A.	LAB	776

Winchmore Hill

No change

Neville, Terence F.	CON	1,037
Perryman, Peter	CON	988
Blackburn, Keith A.	LAB	778
Schwartz, Barry	LAB	670
Wiggett, Joy C.	LD	397
Raeburn, Roy S.	LD	391
Kirby, Audrey E.	IND	386
Clark, Frederick W.	GRE	200

Worcesters

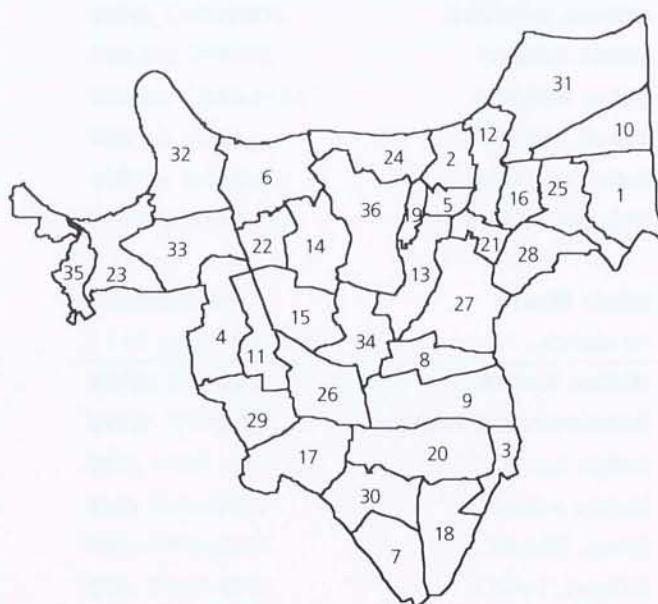
1 no change - 1 LAB gain from CON

Evans, Mark	CON	1,472
Chapman, William C.	LAB	1,456
Gorton, John W.	LAB	1,437
Yole, Alan	CON	1,384
Macleod, Fiona J.	LD	416
Stockwell, Frank H.C.	LD	375

Greenwich

Labour administration

1 Abbey Wood	20 Palace
2 Arsenal	21 Plumstead Common
3 Avery Hill	22 Rectory Field
4 Blackheath	23 St Alfege
5 Burrage	24 St Mary's
6 Charlton	25 St Nicholas
7 Coldharbour	26 Sherard
8 Deansfield	27 Shrewsbury
9 Eltham Park	28 Slade
10 Eynsham	29 Sutcliffe
11 Ferrier	30 Tarn
12 Glyndon	31 Thamesmead
13 Herbert	Moorings
14 Hornfair	32 Trafalgar
15 Kidbrooke	33 Vanbrugh
16 Lakedale	34 Well Hall
17 Middle Park	35 West
18 New Eltham	36 Woolwich Common
19 Nightingale	



State of the Parties 1964-94

	CON	LAB	LD	Others	Total
5.5.94	8	47	3	4	62
3.5.90	12	44	2	4	62
8.5.86	12	44	6	0	62
6.5.82	16	43	3	0	62
4.5.78	17	45	0	0	62
4.5.74	8	52	0	0	60
13.5.71	5	55	0	0	60
9.5.68	38	22	0	0	60
7.5.64	11	49	0	0	60

% Share of the Poll

	% poll	CON	LAB	LD	Others
5.5.94	47.6	21.8	51.8	18.4	8.0
3.5.90	51.1	20.5	39.9	6.5	33.2
8.5.86	47.8	27.4	45.9	25.8	0.9
6.5.82	45.5	32.9	40.0	26.3	0.8
4.5.78	44.8	42.1	53.9	2.2	1.7
4.5.74	36.0	33.1	60.6	5.1	1.2
13.5.71	44.3	29.5	69.0	0.5	1.0
9.5.68	38.2	53.5	43.2	2.5	0.8

Changes 1990-94

	CON	LAB	LD	Others	Total
Old Council 1994	12	42	2	6	62
Vacancies	-	-	-	-	-
By-elections	-	-	-	-	-
Transfers of Allegiance	-	-2	-	+2	-
3.5.90	12	44	2	4	62

General Statistics

		Greenwich	London
May 1994	Electorate	147,274	4,872,088
Census 1991	Resident population aged 18+	156,712	5,228,925
	% Resident population of retirement age	17.6	16.8
	% Black and other ethnic minority groups	12.7	20.2
	% Households with child(ren) aged under 5	14.8	12.8
	% Households with only one adult and child(ren)	6.7	4.8
	% Households with an adult living alone	30.0	31.9
	% Households with over 1.0 persons per room	3.4	4.1
	% Households with 2 cars or more	14.8	18.2
	% Households in owner-occupied accommodation	47.1	57.2
May 1994	% Unemployed	15.0	12.9
April 1994	Band 'D' Council Tax	£632.16	£533.91

% Share of the Poll

Ward	Date	%poll	CON	LAB	LD	Others			
						GRE	SDP	VAL	
Abbey Wood	5.5.94	52.9	-	37.8	3.2	-	59.0		
	3.5.90	54.2	-	33.7	-	5.8	48.6	11.8	
Arsenal	5.5.94	38.1	7.2	76.7	16.1				
	3.5.90	38.6	-	53.9	-	3.7	27.2	15.2	
Avery Hill	5.5.94	54.2	12.4	19.1	68.4				
	3.5.90	63.5	14.1	18.2	62.4	5.3			
Blackheath	5.5.94	51.9	42.6	35.7	18.0	3.7			
	3.5.90	55.7	38.8	22.5	-	13.2	20.3	5.2	
Burrage	5.5.94	41.6	10.8	73.3	15.9				
	3.5.90	44.3	-	58.7	-	3.5	7.7	19.5	10.5
Charlton	5.5.94	45.8	13.8	67.9	18.3				
	3.5.90	53.6	13.0	49.7	-	8.9	15.6	12.9	
Coldharbour	5.5.94	53.1	31.2	56.1	12.7				
	3.5.90	56.9	36.5	42.2	10.4	10.9			
Deansfield	5.5.94	58.8	47.6	35.7	16.7				
	3.5.90	59.7	48.0	32.1	9.4	10.5			
Eltham Park <i>by-election</i>	5.5.94	60.1	43.4	34.4	22.2				
	21.1.93	50.1	47.1	29.3	18.4	-	5.3		
	3.5.90	61.6	37.3	25.8	9.3	7.0	13.5	7.0	
Eynsham	5.5.94	51.2	-	41.0	-	-	59.0		
	3.5.90	51.8	6.5	38.4	-	3.4	45.0	6.8	
Ferrier	5.5.94	41.9	18.4	61.9	19.7				
	3.5.90	41.4	16.4	45.8	-	9.2	18.2	10.3	
Glyndon	5.5.94	39.0	17.8	82.2	-				
	3.5.90	42.6	11.2	44.7	-	1.6	7.6	23.7	11.1
Herbert	5.5.94	42.4	26.6	46.4	16.2	10.8			
	3.5.90	47.7	27.4	37.1	10.4	13.5	11.7		
Hornfair	5.5.94	47.5	14.7	65.1	20.2				
	3.5.90	55.7	16.8	47.2	-	5.0	17.1	13.9	

Ward	Date	%poll	CON	LAB	LD	Others			
						F	GRE	SDP	VAL
Kidbrooke <i>by-election</i>	5.5.94	48.7	26.5	39.3	14.5	19.7			
	25.6.92	45.1	44.7	35.3	11.0	9.0			
	3.5.90	60.4	30.0	30.8	-	12.7	4.9	11.6	10.0
						ACLA	GRE	SDP	VAL
Lakedale	5.5.94	41.3	12.9	65.6	21.5				
	3.5.90	45.8	10.7	49.0	-	7.6	5.0	19.7	8.1
						IND	VAL		
Middle Park	5.5.94	47.1	21.2	60.0	13.7	5.1			
	3.5.90	45.9	-	59.0	19.0	-	21.9		
						IND	VAL		
New Eltham	5.5.94	55.3	42.3	40.4	17.4				
	3.5.90	57.5	38.0	28.7	9.6	14.9	8.8		
						VAL			
Nightingale	5.5.94	37.7	18.6	69.9	11.5				
	3.5.90	42.1	12.1	65.8	9.2	12.8			
						GRE	VAL		
Palace	5.5.94	50.4	44.9	38.8	16.2				
	3.5.90	51.3	47.8	29.0	8.7	6.4	8.2		
						GRE	SDP	VAL	
Plumstead Common	5.5.94	52.2	12.5	66.4	21.1				
	3.5.90	52.1	15.2	52.5	-	5.6	18.5	8.1	
						GRE	SDP	VAL	
Rectory Field	5.5.94	43.5	12.3	55.0	18.2	14.5			
	3.5.90	50.8	15.1	43.3	-	8.2	21.2	12.2	
						GRE	SDP	VAL	
St Alfege	5.5.94	45.5	15.9	49.7	20.7	13.8			
	3.5.90	49.4	22.4	41.5	-	9.3	18.1	8.6	
						GRE	SDP	VAL	
St Mary's	5.5.94	34.3	14.5	68.1	17.4				
	3.5.90	39.5	-	51.7	-	9.2	21.4	17.7	
						GRE	SDP	VAL	
St Nicholas	5.5.94	42.6	12.8	63.2	24.0				
	3.5.90	47.8	15.9	42.8	-	8.9	22.7	9.7	
						BNP	VAL		
Sherard	5.5.94	49.1	15.4	58.7	13.0	12.9			
	3.5.90	47.5	-	61.0	-	-	39.0		
						GRE	SDP	VAL	
Shrewsbury	5.5.94	60.6	40.0	49.2	10.9				
	3.5.90	64.1	35.1	24.3	-	9.6	23.6	8.4	
						VAL			
Slade	5.5.94	59.4	9.3	45.4	45.3				
	3.5.90	58.3	18.3	37.5	34.1	10.1			
						VAL			
Sutcliffe	5.5.94	57.4	24.4	19.9	55.7				
	3.5.90	61.4	32.2	22.9	40.9	4.0			

Ward	Date	%poll	CON	LAB	LD	Others				
						VAL				
Tarn	5.5.94	47.2	45.7	36.1	18.1					
	3.5.90	53.4	50.2	31.3	8.5	10.0				
						GRE	ILAB	IND	SDP	VAL
Thamesmead Moorings	5.5.94	34.6	10.2	61.2	20.2			8.3		
	3.5.90	40.5	8.1	44.4	-	4.6	2.3	-	35.4	5.2
						GRE	SDP	VAL		
Trafalgar	5.5.94	44.6	9.8	63.7	16.3	10.2				
<i>by-election</i>	9.12.93	27.7	20.3	60.4	19.3					
	3.5.90	48.9	13.5	49.4	4.2	8.2	14.1	10.5		
						GRE	IND	ILAB	SDP	VAL
Vanbrugh	5.5.94	47.5	23.8	49.3	17.6	9.2				
	3.5.90	53.8	25.2	36.8	6.0	9.1	1.9	1.5	12.4	7.1
						VAL				
Well Hall	5.5.94	59.2	35.5	51.9	12.5					
	3.5.90	61.9	40.3	41.5	7.4	10.8				
						GRE	SDP	VAL		
West	5.5.94	42.1	13.6	65.5	20.9					
	3.5.90	44.3	12.8	53.0	-	9.5	18.5	6.0		
						GRE	SDP	VAL		
Woolwich Common	5.5.94	39.8	19.2	65.1	-	15.6				
	3.5.90	44.7	11.3	45.7	-	5.4	26.4	11.2		

Results

Abbey Wood

No change

Lewis, David	SDP	1,569
Malone, Terence A.J.	SDP	1,528
Cove, John	LAB	1,007
Graham, Philip	LAB	980
Durham, Anthony	LD	90
Phillips, Simon	LD	78

Arsenal

No change

Pierce, Justin W.	LAB	712
Wilkins, Trevor	LD	149
Frost, Elsie	CON	67

Avery Hill

No change

Randall, Edward J.	LD	930
Clark, David	LAB	260
Mitchell, Anthony	CON	169

Blackheath

No change

Brighty, Geoffrey E.	CON	1,096
Phillips, Christopher W.S.	CON	1,016
O'Mara, Maureen	LAB	891
Cirullo, Harold	LAB	880
Smart, Michael	LD	473
Smith, Trevor	LD	419
Johnson, Darren	GRE	103
Walton, Dean	GRE	79

Burrage

No change

Duval, Leonard	LABCP	743
Wilkins, Helen	LD	161
Walden, Victor	CON	109

Charlton

No change

Picton, David J.G.	LAB	1,337
Sanghara, Sukhdev S.	LAB	1,224
Smith, Anthony	LD	350
Westcombe, Michael	LD	339
Evans, Angela	CON	276
Jagusiewicz, Eve	CON	243

Coldharbour

No change

Challis, Peter M.	LAB	1,300
Devaux, Jacques E.	LAB	1,218
Power, Thomas	CON	703
Smith, John	CON	696
Charlton, Doris	LD	312
Vizena, Bernadette	LD	256

Deansfield

No change

Miles, Alec G.	CON	719
Corbett, Billy	LAB	538
Payne, Mark	LD	252

Eltham Park

No change

Poston, Dermot D.	CON	1,327
Simpson, James M.W.	CON	1,179
Bydowell, Iris	LAB	1,070
Kelly, John	LAB	913
Viles, Jennifer	LD	640

Eynsham

No change

Rastall, John W.	SDP	1,239
Groves, Barrie	SDP	1,205
Fitzpatrick, Edward	LAB	877
Claridge, Edward	LAB	824

Ferrier

No change

Smith, Deborah L.	LAB	1,108
Yates, Michael A.	LAB	972
Bonavia, Yvonne	LD	331
Antcliffe, Valerie	CON	326
Campbell-Smith, Margaret	CON	291

Glyndon

No change

Austen, Donald J.	LAB	1,464
Wakefield, John R.	LAB	1,183
Bowe, Joyce	CON	314
Cooper, Jean	CON	259

Herbert

No change

Coker, Samuel	LAB	1,073
Oelman, Simon J.S.	LAB	882
O'Connor, James	CON	608
Richards, Wendy	CON	511
Ring, Christopher	LD	342
Ryan, Jan	GRE	227

Hornfair

No change

Gillman, Janet M.	LAB	1,377
Lewis, Robert E.	LAB	1,309
Mayhew, Walter	LD	417
Maisey, Elizabeth	CON	327
Upward, Jeffrey	CON	281

Kidbrooke

1 no change - 1 LAB gain from CON

Adams, Norman R.	LAB	1,051
Shahzad, Sabiha	LAB	814
Maisey, Raymond	CON	660
Vickery, Michael	CON	596
Mallone, Ronald	F	468
Andrews, Alfred	LD	396
Cave-Browne-Cave, Janet	LD	294

Lakedale

No change

Gordon-Peiniger, Adele	LAB	1,122
Jawaid, Sajid	LAB	1,090
Pinnington, Judith	LD	362
Beaman, Julia	CON	223
Stephens, Frances	CON	213

Middle Park

No change

Harris, Robert C.	LAB	1,431
Taylor, Barry I	LAB	1,256
Wiltshire, Zita	CON	488
Stephens, Paul	CON	461
Jobling, Deana	LD	308
Graham, Andrew	IND	115

New Eltham

1 no change - 1 LAB gain from CON

Mepsted, Dorothy O.	CON	1,149
May, Peter R.	LAB	1,132
Gooding, Martin	CON	1,073
Pridham, Patrick	LAB	990
Hannigan, Kathleen	LD	458
Slater, John	LD	454

Nightingale

No change

Scott, Keith	LAB	642
Mudie, Sheila	CON	171
Foster, Ronald	LD	106

Palace

No change

King, Peter	CON	644
Quinn, Terry	LAB	557
Churchill, Peter J.	LD	233

Plumstead Common

No change

Morse, Victoria E.	LAB	918
Mitchell, Paula	LD	291
Bailey, Kenneth	CON	173

Rectory Field

No change

Hogben, Irene W.	LAB	1,152
Steedman, Derek C.	LAB	1,056
Grigg, Alexander	LD	365
Sharman, David	GRE	291
Harris, Hugh	CON	248
Vickery, Judith	CON	245

St Alfege

No change

Roberts, Christopher	LAB	1,055
Patel, Kantabai M.	LAB	934
Broad, Shirley	LD	474
McGinty, Christopher	LD	356
Wintour Aust, Geraldine	CON	325
Norland, Realph	CON	310
Palmer, Clare	GRE	276

St Mary's

No change

O'Sullivan, Brian R.	LAB	1,047
Fahy, John	LAB	996
Nevin, Michael	LD	261
Barnes, Harry	CON	231
Harvey-Bailey, John	CON	203

St Nicholas

No change

Barratt, Annette F.	LAB	1,240
Slee, Claudia A.	LAB	1,036
Hall, David	LD	468
Headon, Thomas	LD	398
Manns, Peter	CON	237
Tough, Stephen	CON	225

Sherard

No change

Hayes, Michael R.	LAB	1,490
Marsh, Quentin	LAB	1,445
Joel, Charles	CON	389
Smith, Hilda	CON	380
Price, Andrew	LD	326
Hitches, William	BNP	324

Shrewsbury

1 LAB gain from CON

Hayes, Michael A.	LAB	701
Sergeant, Lewis	CON	570
Ottery, Edward	LD	155

Slade

1 no change - 1 LD gain from LAB

Evans, Christopher W.	LAB	1,321
Woodhead, David J.	LD	1,295
Hagyard, John	LD	1,232
Minhas, Joga	LAB	1,214
Beaman, Gregory	CON	273
McGonagle, Michael	CON	244

Sutcliffe

No change

Woodcraft, Brian J.	LD	855
Robertson, Katherine	CON	375
Brundish, Stephen	LAB	305

Tarn

No change

Richards, Derek M.	CON	525
Willsman, Peter	LAB	415
Churchill, Sara	LD	208

Thamesmead Moorings

No change

Ramsey, Claude D.	LAB	1,015
Kotz, Peter	LAB	968
Crook, Barbara	LD	327
King, Emily	CON	174
Bennett, Emily	CON	157
Salih, Sami	IND	135

Trafalgar

No change

Moseley, Marian O.	LAB	1,289
Gillman, James J.	LAB	1,234
Renouf, Anthony	LD	323
Stride, John	LD	323
Rabbitt, Patricia	CON	209
Blomfield, Valerie	GRE	203
Robinson, Maureen	CON	179

Vanbrugh

No change

Moon, Anthony M.	LAB	1,104
Rudkin, Richard J.A.	LAB	1,080
Pugh, Stephanie	CON	539
Mason-Hamlyn, Jacqueline	CON	517
Davis, Stuart	LD	426
Rhys Jones, Roderick	LD	354
Nicholls, Donald	GRE	204

Well Hall

1 no change - 1 LAB gain from CON

Efford, Clive S.	LAB	1,601
Walker, Raymond G.A.	LAB	1,461
Dean, Philip	CON	1,095
Clark, Dingle	CON	1,000
Hawkes, Dennis	LD	369

West

No change

Strong, William F.	LAB	1,063
Sekhon, Jagir	LAB	923
O'Driscoll, Ricarda	LD	349
Woodward, Frances	LD	284
Gough, Roger	CON	206
Gough, Norman	CON	205

Woolwich Common

No change

Pike, Henry	LAB	1,074
Dhillon, Gurdip S.	LAB	1,024
Reed, Alan	CON	328
Marshall, Daphnee	CON	292
Angas, Elizabeth	GRE	252

Hackney

Labour administration

- | | |
|---------------|-----------------|
| 1 Brownswood | 13 North Defoe |
| 2 Chatham | 14 Northfield |
| 3 Clissold | 15 Northwold |
| 4 Dalston | 16 Queensbridge |
| 5 De Beauvoir | 17 Rectory |
| 6 Eastdown | 18 South Defoe |
| 7 Haggerston | 19 Springfield |
| 8 Homerton | 20 Victoria |
| 9 Kings Park | 21 Wenlock |
| 10 Leabridge | 22 Westdown |
| 11 Moorfields | 23 Wick |



State of the Parties 1964-94

	CON	LAB	LD	Others	Total
5.5.94	6	44	10	-	60
3.5.90	4	48	8	-	60
8.5.86	2	53	5	-	60
6.5.82	3	50	7	-	60
4.5.78	1	59	-	-	60
4.5.74	-	60	-	-	60
13.5.71	-	60	-	-	60
9.5.68	31	27	2	-	60
7.5.64	-	60	-	-	60

% Share of the Poll

	% poll	CON	LAB	LD	Others
5.5.94	38.2	20.5	54.8	19.1	5.6
3.5.90	36.1	20.7	51.6	15.8	11.9
8.5.86	36.1	19.0	56.4	19.7	5.0
6.5.82	34.2	23.3	54.6	20.3	1.9
4.5.78	36.5	29.3	59.4	2.5	8.8
4.5.74	23.4	18.3	72.5	8.8	0.4
13.5.71	29.0	20.9	78.1	0.0	1.0
9.5.68	21.5	41.3	46.7	9.4	2.5

Changes 1990-94

	CON	LAB	LD	Others	Total
Old Council 1994	6	41	7	4	58
Vacancies	-2	-	-	-	-2
By-elections	+3	-3	-	-	-
Transfers of Allegiance	+1	-4	-1	+4	-
3.5.90	4	48	8	-	60

General Statistics

General Statistics		Hackney	London
May 1994	Electorate	123,690	4,872,088
Census 1991	Resident population aged 18+	135,308	5,228,925
	% Resident population of retirement age	14.3	16.8
	% Black and other ethnic minority groups	33.6	20.2
	% Households with child(ren) aged under 5	15.0	12.8
	% Households with only one adult and child(ren)	8.4	4.8
	% Households with an adult living alone	36.1	31.9
	% Households with over 1.0 persons per room	7.5	4.1
	% Households with 2 cars or more	6.7	18.2
	% Households in owner-occupied accommodation	26.9	57.2
May 1994	% Unemployed	24.1	12.9
April 1994	Band 'D' Council Tax	£659.85	£533.91

% Share of the Poll

Ward	Date	%poll	CON	LAB	LD	GRE	Others
Brownswood	5.5.94	33.2	24.3	75.7	-	GRE	
	3.5.90	33.5	26.0	52.1	7.7	14.2	
Chatham	5.5.94	35.0	18.9	54.8	26.3	GRE	
	3.5.90	34.7	30.7	49.4	-	19.8	
Clissold	5.5.94	34.4	11.4	58.3	13.7	GRE	
	3.5.90	32.9	23.2	76.8	-	16.6	
Dalston	5.5.94	37.3	18.6	60.3	21.1	GRE	
	3.5.90	34.1	16.1	47.1	14.7	22.1	
De Beauvoir <i>by-election</i> <i>by-election</i>	5.5.94	40.7	35.7	39.8	15.5	GRE	9.0
	7.5.92	34.8	53.6	25.8	20.6		
	21.2.91	27.3	46.3	24.9	25.1		3.8
	3.5.90	40.5	8.8	31.5	47.6		12.1
Eastdown	5.5.94	31.6	17.9	82.1	-	GRE	
	3.5.90	29.8	17.7	82.3	-		
Haggerston	5.5.94	45.4	6.4	55.3	38.3	GRE	
	3.5.90	42.9	9.2	45.9	39.7	5.2	
Homerton	5.5.94	33.9	9.1	64.1	16.3	GRE	10.4
	3.5.90	36.5	25.2	74.8	-		
Kings Park	5.5.94	33.6	10.7	74.9	14.4	GRE	
	3.5.90	30.8	30.0	70.0	-		
Leabridge <i>by-election</i>	5.5.94	37.9	26.1	52.9	9.5	GRE	ILAB 11.4
	8.7.93	34.1	34.6	38.3	22.7		4.4
	3.5.90	37.0	19.0	60.2	-	20.7	
Moorfields	5.5.94	38.0	9.6	28.7	61.7	GRE	
	3.5.90	37.0	6.6	27.2	66.3		
New River	5.5.94	42.5	34.4	57.1	8.5	GRE	
	3.5.90	42.7	40.9	42.0	9.4	7.7	
North Defoe	5.5.94	41.8	13.9	67.8	-	GRE	18.3
	3.5.90	43.2	16.8	60.9	-	22.4	
Northfield <i>by-election</i>	5.5.94	43.5	50.2	40.7	-	GRE	9.1
	2.5.91	33.9	39.4	39.9	20.7		
	3.5.90	32.1	27.9	55.5	-	16.6	

Ward	Date	%poll	CON	LAB	LD	Others	
						GRE	
Northwold	5.5.94	35.8	22.2	60.8	-	17.0	
<i>by-election</i>	7.5.92	33.6	49.7	50.3	-		
	3.5.90	33.2	20.3	58.9	7.8	12.9	
						GRE	
Queensbridge	5.5.94	41.0	9.4	53.7	36.8		
<i>by-election</i>	31.10.91	31.6	32.9	34.0	33.1		
	3.5.90	36.0	7.3	47.4	34.8	10.5	
						GRE	
Rectory	5.5.94	32.8	12.2	87.8	-		
	3.5.90	32.8	13.1	62.4	7.5	17.0	
						GRE	
South Defoe	5.5.94	33.8	12.0	68.3	-	19.7	
	3.5.90	36.2	16.4	64.5	-	19.1	
						COM	
Springfield	5.5.94	43.3	53.4	40.0	-	6.6	
	3.5.90	42.4	50.3	42.5	7.3		
						CGB	GRE
Victoria	5.5.94	40.9	7.0	44.6	48.3		
<i>by-election</i>	14.3.91	31.8	27.7	29.3	31.9	11.0	
	3.5.90	33.7	15.4	41.1	21.4	3.6	18.6
						GRE	
Wenlock	5.5.94	39.7	8.1	28.5	63.4		
	3.5.90	46.2	4.7	22.0	70.2	3.2	
Westdown	5.5.94	34.3	14.8	85.2	-		
	3.5.90	29.7	15.5	84.5	-		
						GRE	
Wick	5.5.94	43.9	8.1	38.1	47.8	6.0	
<i>by-election</i>	19.11.92	31.0	24.2	32.5	41.6	1.8	
	3.5.90	34.5	26.3	47.9	-	25.7	

Results

Brownswood

No change

Kenyon, Peter G.	LAB	1,218
Ali, Mukhtar	LAB	1,129
Hillier, Joan	CON	390
Thain, Rita M.	CON	363

Chatham

No change

Goodchild, Anthony	LAB	1,044
Miah, Faruk	LAB	938
Shenker, Jeffery	LAB	915
Lane, Helen	LD	489
Peacock, David H.	LD	457
Lewis, Justin A.	LD	443
Murray, Gillian M.	CON	354
Enver, Goknur	CON	327
Hassan, Baysan M.	CON	316

Clissold

No change

Ece, Meral	LAB	1,390
Gardiner, Christopher A.	LAB	1,281
O'Connor, William D.	LAB	1,262
Bosworth, Suzanne V.	GRE	374
Brock, Kevin	LD	345
Bartlett, David C.S.	LD	312
Mansell, Stephen T.	CON	271
Stark, Philip G.	LD	269
Aussenberg, Glenda	CON	263
Sills, Pamela Y.	CON	232

Dalston

No change

Pearson, Philip	LAB	1,113
Cooper, Helen A.	LAB	1,099
Tallentire, Nicholas K.	LAB	1,031
Hughes, Neil	LD	411
Heigham, David A.C.	LD	364
Woodard, Linda	LD	363
Campbell, Colin	CON	346
Ballingall, Christopher J.	CON	342
Bramley, Clare M.	CON	312

De Beauvoir

1 no change - 2 LAB gains from CON

Richards, John T.T.	LAB	1,034
Spanswick, Madeleine M.	LAB	942
Sillah, Momodu	LAB	926
McCullough, Philip	CON	911
Jones, Robert C.	CON	845
Richier, Robert T.	CON	844
Heigham, Norma	LD	398
Milner, Merlin B.C.	LD	368
Stone, Kay M.	LD	361
Lee, Nicholas G.	GRE	219

Eastdown

No change

Hibberd, Linda A.	LAB	1,510
Oleforo, Laz M.	LAB	1,328
Shaikh, Shuja	LAB	1,299
Lonsdale, Lilian	CON	371
Foresythe, Grace K.	CON	286
Lonsdale, Peter	CON	247

Haggerston

1 no change - 1 LAB gain from LD

Matthews, Simon S.	LAB	1,032
Killingray, Jeremy P.	LAB	925
Beadle, Colin	LD	703
More, Justin M.McK.	LD	655
Butler, Patrick	CON	121
Crawford, Carole A.	CON	106

Homerton

No change

Hanson, Kenrick E.	LAB	1,028
Patrick, Sharon R.	LAB	953
Christie, Jackie A.	LD	261
Beadle, Christine A.	LD	243
de Selincourt, Kate	GRE	161
Baverstock, Elsie M.	CON	155
Crawford, Clare A.E.	CON	127

Kings Park

No change

Parkes, Simon B.	LAB	925
Siddiqui, Mohammad S.	LAB	922
Bentley, David A.J.	LD	178
Ash, David R.	LD	176
Campbell, Barbara A.	CON	138
Gardiner, Gavin J.	CON	126

Leabridge

No change

Bryant, Christopher J.	LAB	1,252
Reeves, Jane F.	LAB	1,208
Grosskopf, Jacob M.	LAB	1,136
Patel, Asif	CON	654
Whitelaw, Heather E.	CON	598
Middleton, Maureen B.	CON	521
Busby, Ian N.C.	GRE	259
Noyes, Christopher H.	LD	224
Hartwell, Carol	LD	220
Taylor, Simon H.	LD	204

Moorfields

No change

Pigg, Iain D.F.	LD	915
Rothwell, Alison J.	LD	901
Black, Richard	LAB	431
Meredith, Keith A.	LAB	413
Brooks, Robert	CON	145
Alake, Gloria I.F.	CON	137

New River

2 no change - 1 LAB gain from CON

Peretz, Bernard V.	LAB	1,701
Desmond, Michael	LAB	1,427
Phillips, David J.	LAB	1,382
Aussenberg, Bernard	CON	1,096
Stoners, Leslie	CON	928
Braide, Cozens T.	CON	697
Moseley, Michael	LD	250
Smulian, Mark N.	LD	198

North Defoe

No change

Burnell, John B.	LAB	1,027
Marsh, Brian N.	LAB	912
Borris, Mischa-Anna	GRE	267
Chong, Yen C.	GRE	255
Donoghue, Michael	CON	205
McGinley, Ann V.	CON	192

Northfield

3 CON gains from LAB

Lipschitz, Shabsy	CON	1,291
Lewis, Medlin	CON	1,234
Sills, Christopher D.	CON	1,172
Robson, Denise M.	LAB	1,085
Adams, Hubert A.	LAB	997
Shaw, Harold	LAB	910
Olliver, Vicky	GRE	223

Northwold

2 no change - 1 LAB gain from CON

Leibowitz, Isaac	LAB	1,366
Sharer, Ian	LAB	1,330
Thomas-O'Garrow, Cynthia	LAB	1,236
McCarthy, Ellen T.	CON	508
Omerji, Ismail	CON	468
Sloan, Andrew S.	CON	456
Thomas, Paul	GRE	366

Queensbridge

No change

Allen, Anthony	LAB	1,447
Peters, Hetty V.	LAB	1,404
Watson, Peter W.J.	LAB	1,388
Fawkes, Irene S.	LD	986
McNulty, Michael C.	LD	966
Choudhury, Atique	LD	953
Gardiner, Victoria M.	CON	268
Alake, Gregory A.	CON	263
Kaiserimam, Mohammad A.	CON	214

Rectory

No change

Lamb, Jeshuran	LAB	1,540
McCafferty, John A.	LAB	1,540
Ross, Gerald	LAB	1,462
Meadows, Coral J.	CON	260
Mehter, Ahmed	CON	187
Mehter, Fatima	CON	185

South Defoe

No change

StClair Miller, Anne	LAB	969
Corrigan, Patrick	LAB	860
Mennim, Peter M.	GRE	264
Fazzani, Caroline L.	CON	166
Parker, John N.	CON	156

Springfield

No change

Lobenstein, Josef	CON	1,619
Ollerenshaw, Eric	CON	1,468
Harmer, David C.	CON	1,450
Sawyers, Dennis L.	LAB	1,139
McIntosh, Gordon C.	LAB	1,129
Wilkins, Paul A.	LAB	1,124
Goldman, Monty	COM	187

Victoria

1 no change - 2 LD gains from LAB

Courtney, Catherine P.	LD	1,332
Hyman, Howard	LD	1,300
Maxted, Celya A.	LD	1,233
McCallum, Mavis	LAB	1,214
Goldberg, Lewis	LAB	1,213
Mulla, Abdul G.	LAB	1,140
Gardiner, Gavin G.	CON	213
Desmond, Marion R.A.	CON	196
Tang, Nick C.C.	CON	153

Wenlock

No change

Carlow, Valerie L.	LD	1,110
Daws, Kevin N.	LD	1,043
Burnell, Janet E.	LAB	504
Harry, David A.	LAB	463
Chapman, Hilda M.	CON	151
Macdonald, Anthony D.J.	CON	125

Westdown

No change

Grimble, Julie P.	LAB	902
Leadbitter, William J.	LAB	849
Campbell, John A.	CON	161
Ridealgh, Donald G.	CON	142

Wick

1 no change - 2 LD gains from LAB

Hoye, Peter D.	LD	1,411
Frost, Adrian	LD	1,332
Steventon, Keith L.	LD	1,218
Browning, Mary	LAB	1,143
Lloyd, Samantha A.	LAB	1,077
Small, John W.	LAB	943
Mellen, Elizabeth S.M.	CON	230
Durowse, Roger H.	CON	224
O'Leary, Christopher P.	CON	221
Puech, Brenda G.	GRE	165

Hammersmith and Fulham

Labour administration

1 Addison	13 Normand
2 Avonmore	14 Palace
3 Broadway	15 Ravenscourt
4 Brook Green	16 Sands End
5 Colehill	17 Sherbrooke
6 College Park and Old Oak	18 Starch Green
7 Coningham	19 Sullivan
8 Crabtree	20 Town
9 Eel Brook	21 Walham
10 Gibbs Green	22 White City and Shepherds Bush
11 Grove	23 Wormholt
12 Margravine	



State of the Parties 1964-94

	CON	LAB	LD	Others	Total
5.5.94	15	34	1	-	50
3.5.90	22	28	-	-	50
8.5.86	9	40	1	-	50
6.5.82	23	25	2	-	50
4.5.78	24	24	2	-	50
4.5.74	10	48	2	-	60
13.5.71	2	58	-	-	60
9.5.68	54	6	-	-	60
7.5.64	7	53	-	-	60

% Share of the Poll

	% poll	CON	LAB	LD	Others
5.5.94	46.3	35.9	49.8	13.6	0.7
3.5.90	53.2	42.3	48.3	5.3	4.1
8.5.86	51.8	33.7	50.8	13.4	2.0
6.5.82	50.0	40.1	37.7	20.4	1.9
4.5.78	50.5	47.6	45.6	3.9	2.9
4.5.74	41.3	36.3	56.8	6.3	0.6
13.5.71	47.6	36.5	61.6	1.8	0.1
9.5.68	39.1	58.2	38.9	2.3	0.6

Changes 1990-94

	CON	LAB	LD	Others	Total
Old Council 1994	22	23	-	2	47
Vacancies	-	-3	-	-	-3
By-elections	-	-	-	-	-
Transfers of Allegiance	-	-2	-	+2	-
3.5.90	22	28	-	-	50

General Statistics

		Hammersmith and Fulham	London
May 1994	Electorate	102,984	4,872,088
Census 1991	Resident population aged 18+	122,340	5,228,925
	% Resident population of retirement age	15.3	16.8
	% Black and other ethnic minority groups	17.5	20.2
	% Households with child(ren) aged under 5	10.2	12.8
	% Households with only one adult and child(ren)	5.6	4.8
	% Households with an adult living alone	41.7	31.9
	% Households with over 1.0 persons per room	4.9	4.1
	% Households with 2 cars or more	11.3	18.2
	% Households in owner-occupied accommodation	41.9	57.2
May 1994	% Unemployed	14.7	12.9
April 1994	Band 'D' Council Tax	£526.61	£533.91

% Share of the Poll

Ward	Date	%poll	CON	LAB	LD	Others	
						GRE	
Addison	5.5.94	45.7	23.0	59.2	12.3	5.5	
<i>by-election</i>	24.9.92	40.2	37.0	56.9	4.4	1.7	
	3.5.90	54.4	34.7	55.7	-	9.6	
						SDP	
Avonmore	5.5.94	41.2	42.1	44.0	13.9		
	3.5.90	46.2	51.8	37.9	-	10.3	
						SDP	GRE
Broadway	5.5.94	48.5	28.6	56.4	15.0		
<i>by-election</i>	16.7.92	43.4	35.4	42.4	21.1	1.2	
	3.5.90	54.9	27.6	54.3	12.7	5.3	
Brook Green	5.5.94	47.0	41.1	43.4	15.5		
	3.5.90	54.7	54.5	37.2	8.2		
						GRE	
Colehill	5.5.94	45.5	52.3	35.8	11.9		
	3.5.90	56.9	53.0	38.5	-	8.5	
College Park and Old Oak	5.5.94	40.5	13.1	76.5	10.4		
<i>by-election</i>	8.7.93	26.9	20.4	72.7	6.9		
	3.5.90	45.3	15.4	57.4	27.1		
						GRE	
Coningham	5.5.94	40.9	15.1	69.7	15.2		
	3.5.90	43.8	23.1	59.8	-	17.1	
						GRE	
Crabtree	5.5.94	52.4	43.4	40.6	9.6	6.4	
	3.5.90	61.9	49.2	43.5	7.2		
						GRE	
Eel Brook	5.5.94	54.2	32.2	32.4	35.4		
<i>by-election</i>	9.4.92	77.1	48.6	33.1	14.9	3.3	
	3.5.90	56.0	51.8	48.2	-		
Gibbs Green	5.5.94	43.5	31.4	56.0	12.6		
	3.5.90	55.2	39.3	53.8	6.9		
Grove	5.5.94	47.5	32.5	54.1	13.4		
<i>by-election</i>	3.12.92	36.0	32.8	60.2	7.0		
	3.5.90	54.4	39.6	49.2	11.2		
						COM	
Margravine	5.5.94	49.6	28.0	59.9	12.2		
	3.5.90	53.1	30.7	60.5	7.7	1.1	
						SDP	
Normand	5.5.94	47.9	35.0	53.1	12.0		
	3.5.90	52.8	39.1	52.8	4.3	3.7	
						GRE	SDP
Palace	5.5.94	52.5	69.4	20.6	10.0		
<i>by-election</i>	27.8.92	41.1	79.7	13.4	6.9		
	3.5.90	63.1	69.9	19.1	-	6.6	4.4

Ward	Date	%poll	CON	LAB	LD	Others	
						GRE	SDP
Ravenscourt	5.5.94	50.1	42.0	43.0	11.2	3.8	
	3.5.90	54.5	46.7	37.3	3.7	10.0	2.3
						NW	
Sands End	5.5.94	45.6	39.1	51.1	9.8		
	3.5.90	53.2	37.5	51.9	6.9	3.7	
						SDP	
Sherbrooke	5.5.94	49.0	45.2	43.6	11.2		
	3.5.90	58.0	48.2	44.7	-	7.1	
Starch Green	5.5.94	51.0	30.2	53.9	15.9		
	3.5.90	55.9	38.8	52.1	9.1		
Sulivan	5.5.94	49.9	54.2	34.4	11.4		
	3.5.90	60.1	58.6	35.0	6.4		
Town <i>by-election</i>	5.5.94	44.8	55.1	31.3	13.6		
	28.1.93	35.9	61.3	31.7	7.0		
	3.5.90	57.1	61.2	31.9	7.0		
Walham	5.5.94	45.0	48.8	39.2	12.1		
	3.5.90	51.3	50.5	42.4	7.1		
White City and Shepherds Bush	5.5.94	41.1	14.1	72.0	13.9		
	3.5.90	46.9	19.2	80.8	-		
Wormholt	5.5.94	42.1	25.2	62.3	12.5		
	3.5.90	48.3	36.9	63.1	-		

Results

Addison

No change

Abbott, Jacqueline A.	LAB	1,203
Hackworth-Young, Jane	LAB	1,182
Brown, Joseph A.	CON	486
Salisbury, Nigel P.G.	CON	440
Collie, George M.	LD	248
Puddicombe, Cherry A.	GRE	125
Crosskey, Roger S.	GRE	96

Avonmore

1 no change - 1 LAB gain from CON

Mallinson, Keith A.	LAB	793
Hilton, Sonya	CON	728
Muller, Julian L.	CON	692
Philippou, Paul S.	LAB	689
Stigant, Peter W.	LD	234

Broadway

No change

Cartwright, Kenneth M.	LAB	1,010
Tranchell, Louanne	LAB	883
Jones, Paul J.	CON	488
Rutley, David H.	CON	471
Collins, Gavin B.	LD	273
Pakenham, Kevin J.T.	LD	232

Brook Green

1 no change - 1 LAB gain from CON

Johnson, Gerald A.	LAB	943
Hennessy, John A.	CON	884
O'Connor, Paul C.	LAB	883
Corrie, Roderick J.H.McL.	CON	846
Curry, Patrick M.	LD	344
Wiffen, Ronald C.G.	LD	307

Colehill

No change

Alford, Adronie E.	CON	986
Lillis, Antony	CON	951
Inniss, Frederick C.	LAB	685
Mills, Neil R.	LAB	640
Douglas-Mann, Helen A.	LD	236
Harris, Suzanna C.	LD	206

College Park and Old Oak

No change

Holloway, Lester J.	LAB	1,507
Harcourt, Wesley S.	LAB	1,439
McLaughlin, Reginald	LAB	1,382
Hunt, Jeremy R.S.	CON	266
Macdonald, Andrew J.	CON	255
Perrin, Julie C.	LD	224
Williams, Sean M.G.	CON	223
Slingsby, William L.	LD	168

Coningham

No change

Graham, Christine	LAB	1,831
Simms, Benjamin J.	LAB	1,750
Wicks, Josephine A.	LAB	1,670
Frazer, Christopher M.	CON	417
Lepper, Ilona O.H.	LD	386
Bullock, James F.	CON	379
Sutherland, Deborah M.	LD	377
Pressdee, Piers C.W.	CON	344

Crabtree

1 no change - 1 LAB gain from CON

Mortimer, Guy	CON	908
Gray, Adam C.	LAB	832
Petrie, Kenneth R.	CON	810
Richards, Paul A.	LAB	778
Macdonald, Hector I.	LD	214
Dragadze, Tamara	LD	165
Davenport, Laura E.	GRE	127

Eel Brook

1 LD gain from CON - 1 LAB gain from CON

Sugden, Alexandra E.	LD	782
Dann, Bill	LAB	697
Thompson, Simon G.D.	LD	696
Karmel, Alexander P.	CON	674
Thorp, David A.R.	CON	668
Lott, Arthur	LAB	656

Gibbs Green

No change

Coleman, Iain	LAB	1,070
Slaughter, Andrew	LAB	1,037
Dobbs, Matthew F.	CON	609
Roe, Philippa M.	CON	575
Barclay, Iain	LD	261
Killingworth, Gerald C.	LD	213

Grove

No change

Aldridge, Leslie E.	LAB	1,117
Farrar, Adam	LAB	1,091
Brennan, Lesley-Anne	CON	680
Botterill, Nicholas B.	CON	645
Ward, Timothy J.	LD	273

Margravine

No change

Spiers, Shirley M.	LAB	1,164
Homan, Lisa F.	LAB	1,161
Pemberton, Jonathan R.	CON	556
Pickthorn, John E.J.	CON	530
Milch, Gerald L.	LD	236

Normand

No change

Caruana, Joan E.	LAB	1,050
Barker, Valerie A.E.	LAB	1,013
Davie, Timothy D.	CON	707
Yonge, William J.G.R.	CON	652
Bryant, Martin W.M.	LD	238
Pyne, Russell D.	LD	227

Palace

No change

Al-Uzaizi, Emile P.	CON	1,375
Ground, Andrew P.	CON	1,375
Coubrough, Louise M.	LAB	428
Lukey, Francis J.	LAB	388
Frisby, Terence P.	LD	227
Jacques, David L.	LD	171

Ravenscourt

1 no change - 1 LAB gain from CON

Davies, Huw	LAB	834
Clarke, Angela	CON	814
Hillman, Julian	LAB	774
Smith, William C.	CON	757
Douglas-Mann, Bruce	LD	220
Wates, Ann J.	LD	198
McInnes, Edward A.D.R.	GRE	78
Phillips, John	GRE	65

Sands End

No change

Bird, Brendan	LAB	1,030
Aftab, Nadeem	LAB	1,008
Brennan, Michael J.	CON	802
Greenhalgh, Stephen J.	CON	759
McNamee, Mary J.	LD	216
Minken, Gabrielle	LD	173

Sherbrooke

1 no change - 1 LAB gain from CON

Johnson, Celia M.	CON	776
Garrett, John	LAB	756
Thomas, Alan P.	CON	716
Filson, Daniel A.	LAB	683
Brett, Alastair J.	LD	184

Starch Green

No change

Williams, David	LAB	1,073
Stanley, Timothy C.	LAB	1,063
StClair-Legge, Elizabeth A.	CON	602
Stephens, Peter F.H.	CON	597
Burden, Louise E.	LD	317
Moss, Hilary S.	LD	313

Sullivan

No change

Wombwell, Gerald A.	CON	1,048
Maiden, Jonathan J.	CON	1,019
Bird, Anthony	LAB	717
Kenner, Jeffrey	LAB	595
Bonser, Joan	LD	234
Crystal, Peter M.	LD	201

Town

No change

Glover, Antony C.	CON	1,027
Loveday, Mark A.	CON	995
Brader, Tracey	LAB	589
Brennan, Stephen	LAB	561
Bonser, Leonard T.	LD	260
McKelvie, Allan W.	LD	238

Walham

No change

Mills, Elizabeth	CON	1,085
Stainton, Frances M.	CON	1,071
Dowiatt, Janet	LAB	891
Aftab, Ahmed	LAB	840
Woolcott, Michael J.M.	LD	267

White City and Shepherds Bush

No change

Browne, Ronald E.	LAB	1,880
Jones, Graham	LAB	1,767
Khaled, Abu S.M.J.	LAB	1,598
Bradley, John C.B.	CON	408
Boudry, Michael R.	LD	338
Crosby, Albert J.	CON	319
Crewdson, Eileen I.	CON	301

Wormholt

No change

Aherne, Colin	LAB	1,570
Burke, Stephen B.	LAB	1,479
Powell, Sally A.V.	LAB	1,422
Barker, Gregory L.G.	CON	672
Fortescue-Hitchins, Elizabeth	CON	577
Ive, Andrew D.	CON	557
de Mowbray, Elizabeth T.	LD	298

Haringey

Labour administration

- | | |
|--------------------|----------------------|
| 1 Alexandra | 13 Hornsey Vale |
| 2 Archway | 14 Muswell Hill |
| 3 Bowes Park | 15 Noel Park |
| 4 Bruce Grove | 16 Park |
| 5 Coleraine | 17 Seven Sisters |
| 6 Crouch End | 18 South Hornsey |
| 7 Fortis Green | 19 South Tottenham |
| 8 Green Lanes | 20 Tottenham Central |
| 9 Harringay | 21 West Green |
| 10 High Cross | 22 White Hart Lane |
| 11 Highgate | 23 Woodside |
| 12 Hornsey Central | |



State of the Parties 1964-94

	CON	LAB	LD	Others	Total
5.5.94	2	57	-	-	59
3.5.90	17	42	-	-	59
8.5.86	16	42	1	-	59
6.5.82	22	33	-	4	59
4.5.78	17	42	-	-	59
4.5.74	19	40	-	1	60
13.5.71	19	41	-	-	60
9.5.68	53	7	-	-	60
7.5.64	19	41	-	-	60

% Share of the Poll

	% poll	CON	LAB	LD	Others
5.5.94	43.2	21	55.2	13.2	10.6
3.5.90	46.6	32	40.8	10.1	17.1
8.5.86	50.7	33.8	41.0	18.2	7.0
6.5.82	45.2	38.9	40.3	20.2	0.6
4.5.78	41.7	41.1	48.9	2.5	7.5
4.5.74	32.5	40.7	47.8	8.8	2.7
13.5.71	37.7	38.9	58.4	1.6	1.0
9.5.68	34.3	64.0	32.3	1.8	1.9

Changes 1990-94

	CON	LAB	LD	Others	Total
Old Council 1994	16	43	-	-	59
Vacancies	-	-	-	-	-
By-elections	-1	+1	-	-	-
Transfers of Allegiance	-	-	-	-	-
3.5.90	17	42	-	-	59

General Statistics

		Haringey	London
May 1994	Electorate	138,416	4,872,088
Census 1991	Resident population aged 18+	158,419	5,228,925
	% Resident population of retirement age	13.8	16.8
	% Black and other ethnic minority groups	29.0	20.2
	% Households with child(ren) aged under 5	13.3	12.8
	% Households with only one adult and child(ren)	6.8	4.8
	% Households with an adult living alone	34.4	31.9
	% Households with over 1.0 persons per room	5.1	4.1
	% Households with 2 cars or more	11.7	18.2
	% Households in owner-occupied accommodation	49.8	57.2
May 1994	% Unemployed	20.0	12.9
April 1994	Band 'D' Council Tax	£686.84	£533.91

% Share of the Poll

Ward	Date	%poll	CON	LAB	LD	GRE	Others	
Alexandra	5.5.94	56.1	21.9	44.1	23.4	10.6		
	3.5.90	58.8	31.2	35.1	21.7	12.0		
Archway						GRE	SDP	
	5.5.94	47.5	24.8	46.4	16.4	12.5		
	3.5.90	52.2	36.4	34.4	9.9	12.4	6.8	
Bowes Park						GRE	IND	
	5.5.94	46.0	23.6	50.4	10.6	8.7	6.7	
	<i>by-election</i>	24.9.92	28.6	49.1	44.9	4.6	1.5	
	<i>by-election</i>	19.3.92	43.8	44.4	45.6	10.1		
Bruce Grove						GRE	RES	
	5.5.94	37.3	12.0	67.2	8.4	12.4		
	3.5.90	40.7	15.9	37.9	8.5	16.0	21.6	
Coleraine						GRE		
	5.5.94	43.2	-	59.1	33.2	7.6		
Crouch End						GRE	SDP	
	3.5.90	46.2	15.0	44.7	31.4	8.8		
	5.5.94	46.4	23.9	47.7	14.3	14.1		
Fortis Green						GRE		
	3.5.90	52.1	39.1	34.0	6.4	14.4	6.1	
	5.5.94	45.5	30.5	39.0	16.9	13.6		
Green Lanes						GRE		
	3.5.90	50.0	45.3	29.2	9.0	16.5		
	5.5.94	37.5	13.4	66.3	10.0	10.3		
Harringay						GRE		
	<i>by-election</i>	24.9.92	26.2	43.6	47.9	4.0	4.5	
	3.5.90	44.3	32.5	48.9	6.8	11.8		
High Cross						GRE		
	5.5.94	40.0	14.2	73.3	12.6			
	3.5.90	36.8	23.3	52.2	7.7	16.7		
Highgate						GRE	SDP	
	5.5.94	37.1	21.1	65.6	13.4			
	3.5.90	40.1	28.5	50.3	9.1	12.1		
Hornsey Central						GRE	SDP	
	5.5.94	42.8	43.9	29.3	17.0	9.7		
	<i>by-election</i>	14.10.93	30.1	55.7	31.2	13.1		
Hornsey Vale						GRE		
	3.5.90	48.1	53.3	22.2	7.1	10.8	6.6	
	5.5.94	50.0	19.5	58.4	11.1	11.0		
Muswell Hill						GRE	SDP	
	3.5.90	52.6	33.5	40.3	9.6	16.6		
	5.5.94	47.3	11.7	63.2	13.1	12.0		
Muswell Hill						GRE		
	3.5.90	51.3	23.6	47.8	5.0	17.7	6.0	
	5.5.94	51.3	30.5	41.1	16.6	11.8		
Muswell Hill						GRE		
	3.5.90	53.3	41.7	30.7	8.7	18.9		

						CEN	GRE	IND
Noel Park	5.5.94	42.7	18.7	55.9	10.7	-	9.9	4.7
<i>by-election</i>	6.12.90	30.1	38.1	41.2	2.9	12.6	2.9	2.3
	3.5.90	47.8	37.9	38.6	7.3	-	10.3	5.8
						GRE		
Park	5.5.94	39.0	20.8	62.6	16.6			
	3.5.90	41.4	30.8	49.8	7.6	11.8		
						GRE		
Seven Sisters	5.5.94	35.3	11.6	77.6	10.8			
	3.5.90	42.8	22.0	61.7	5.8	10.4		
						GRE		
South Hornsey	5.5.94	46.5	9.3	64.3	11.7	14.8		
	3.5.90	50.0	16.7	55.4	9.2	18.8		
						GRE		
South Tottenham	5.5.94	36.8	25.0	75.0				
	3.5.90	42.0	32.1	51.1	7.3	9.5		
						GRE		
Tottenham Central	5.5.94	37.6	13.2	64.3	12.4	10.1		
	3.5.90	39.7	21.3	48.5	13.6	16.7		
						GRE	IND	
West Green	5.5.94	40.8	21.4	56.1	8.2	10.1	4.2	
	3.5.90	44.0	34.6	43.4	8.0	14.0		
						GRE		
White Hart Lane	5.5.94	41.3	33.8	50.4	5.7	10.0		
<i>by-election</i>	24.9.92	27.6	47.7	43.5	6.8	2.1		
	3.5.90	43.4	39.2	41.8	7.5	11.4		
						GRE	SDP	
Woodside	5.5.94	41.7	28.8	58.8		12.4		
	3.5.90	50.0	38.8	37.6	5.8	12.2	5.7	

Results

Alexandra

No change

Craig, Catherine L.	LAB	1,798
Neuner, Mary K.	LAB	1,698
Zissimos, Christakis M.	LAB	1,448
Solomon, Juliet A.	LD	995
Keogh, Anthony P.	CON	848
Bass, Nigel A.	LD	827
Gibb, Barry R.	CON	823
Fynaut, John L.	LD	801
Bulfield, Stephen G.	CON	789
Hodge, Douglas W.	GRE	397

Archway

1 no change - 1 LAB gain from CON

Gavron, Felicia N.	LAB	1,331
Wyatt, Derek	LAB	1,088
Cook, Michael D.	CON	685
Ragnuth, Nityanand	CON	605
Rezler, Rodney J.	LD	426
Macdougall, Allison	GRE	325

Bowes Park

1 no change - 2 LAB gains from CON

Manheim, Vivienne H.	LAB	1,984
Arnold, Lucinda M.	LAB	1,946
Sisupalan, Narayanan	LAB	1,713
Donnelly, Juliet E.A.	CON	944
Skipper, Sylvia G.	CON	855
Johnston, Ian H.P.	CON	847
Beacham, David M.	LD	432
Glenn, Julia A.	LD	400
Scott, Nigel	LD	356
Barty, James P.J.	GRE	324
Dann, Jeremy A.	IND	249

Bruce Grove

No change

Brasher, Stephen D.	LAB	1,739
Carey, Seamus	LAB	1,734
Fiakkas, Kyriakos K.	LAB	1,600
Maclaren, Colleen	CON	320
Bridger, Rosemary K.	GRE	312
Maclaren, Jace C.	CON	295
Paston, Iain J.D.	CON	287
Borzak, Attila	LD	226
Simmons, Marjorie	LD	210
Myles, Alexander	LD	201

Coleraine

No change

Dewar, Maureen	LAB	1,816
Rice, Reg	LAB	1,653
Meehan, George F.	LAB	1,633
L'Estrange, Alex	LD	1,110
Lewis, Philip J.	LD	893
Chadirchi, Mo	LD	866
McAskie, Peter H.	GRE	220

Crouch End

1 no change - 2 LAB gains from CON

Dickerson, Errol	LAB	1,585
Sharp, Charles H.	LAB	1,580
Willmott, Nigel	LAB	1,545
Aitken, Ronald A.	CON	849
Circus, Catherine I.M.	CON	786
Webb, Edward C.	CON	725
Malcomson, Mark	LD	491
John, Denny	LD	484
Lambert, Ivan D.	GRE	463
Thomas, Marc	LD	434

Fortis Green

3 LAB gains from CON

Davidson, Thomas	LAB	1,303
Billingsley, David H.	LAB	1,294
Lambie, Mavis N.E.	LAB	1,189
Allen, David A.	CON	1,018
Dix, Roger C.	CON	1,011
Elderfield, Caroline	CON	935
Bealby, Walter	LD	569
Heller, Frank A.	LD	527
Budge, Peter	GRE	440

Green Lanes

No change

Cleeveley, Neil	LAB	1,265
Postlewhite, Kerry	LAB	1,217
Farmer, Jean E.M.	CON	284
Salim, Leo E.	CON	218
Corley, Peter	GRE	193
Traynor, Susan	LD	187

Harringay

No change

Adamou, Gina	LAB	1,913
Daly, Peter R.J.	LAB	1,852
Blanchard, Ronald H.	LAB	1,821
Berry, Doris J.	CON	392
Harvey-Kirkwood, Ann	CON	363
Jamieson, Jeanette A.	LD	347
King, Kenneth C.	CON	324
Palmer, Martin J.	LD	292

High Cross

No change

Coats, David	LAB	1,181
Diakides, Isidoros	LAB	1,061
Harris, David W.	CON	361
Harris, Andrea M.	CON	359
Perkins, Jonathan	LD	229

Highgate

No change

Steele, Pamela J.	CON	918
Forrest, Peter J.	CON	904
Chandler, Esme K.	LAB	663
Sharma, Paul	LAB	553
Featherstone, Lynne C.	LD	353
Butler, Paul	GRE	202

Hornsey Central

No change

Harris, Toby	LAB	1,573
Tikly, Claire	LAB	1,475
Cheetham, Sheila M.	CON	513
Kirk, John P.M.	CON	505
Chadirchi, Hikmat M.	LD	290
Connell, Nicholas B.	GRE	287

Hornsey Vale

No change

Irwin, Josephine L.	LAB	1,396
Horne, Simon T.	LAB	1,357
Bowring, Samantha	LD	304
Curry, Robert	LD	265
Bury, Dennis R.	GRE	262
Walker, Paul A.	CON	258
Grant, David D.	CON	251

Muswell Hill

3 LAB gains from CON

Thompson, Elaine M.	LAB	1,772
Keal, Charles	LAB	1,588
Turton, Craig	LAB	1,577
Greaves, Blair C.	CON	1,240
Mansfield, Kenneth C.	CON	1,233
Saggerson, Alan D.	CON	1,196
Northover, Lindsay P.	LD	681
Jardin, Ian K.	LD	655
Benziger, Roderick R.	LD	654
Cantlie, Pearl	GRE	473

Noel Park

No change

Dobbie, Alan R.	LAB	1,929
Appadoo, Martyn	LAB	1,903
Makanji, Narendra	LAB	1,803
Banfield, Barbara	CON	665
Douglas, David	CON	633
Mansfield, Patricia L.	CON	590
Green, David J.	LD	359
Pinkney-Baird, Jonathan L.	GRE	334
Brosnan, Michael E.	IND	179
Rose, Denzil C.	IND	136

Park

No change

Dodds, Ray	LAB	1,094
Peacock, Sheila	LAB	1,064
Clifford-Walsh, Brendan G.	CON	458
Hetherington, Karen A.	LD	315
Sawa, Anthony A.	CON	260
Perkins, Jennifer L.	LD	257

Seven Sisters

No change

Knight, Frederick	LAB	1,306
Basu, Dhiren	LAB	1,232
Dewar, Iain	CON	206
Palmer, Pamela	LD	179
Floyd, Peter	LD	175
Akoto, Osei K.	CON	173

South Hornsey

No change

Billot, Sally	LAB	1,528
Jones, Philip	LAB	1,380
Forbes, Jayne E.	GRE	334
Stern, Audrey J.	LD	264
Hall, Benjamin R.H.	CON	216
Harris, Aeronwy	CON	203

South Tottenham

No change

Willmore, Ian	LAB	1,197
Singleton, Liz	LAB	1,191
Kirkwood, Roger	CON	404
Richards, Rosemary D.	CON	391

Tottenham Central

No change

Harris, Bob	LAB	1,784
Vanier, Bernice	LAB	1,693
Reeve, Scott	LAB	1,570
Brider, Denzil	LD	384
Flynn, Judith E.	CON	359
Morrison, Doris	CON	342
Kirkwood, Ross G.	CON	335
Simmons, Errington E.	LD	297
Protopapa, Michael	LD	293
Brett, Martha M.	GRE	264

West Green

No change

Jones, Peter R.	LAB	1,804
Khan, Rahman	LAB	1,678
Prescott, Erline V.	LAB	1,649
Flynn, Michael J.	CON	719
Gang-Devi, Ada M.	CON	639
Smith, Joseph V.	CON	604
Cheyne, Liliias R.H.	GRE	308
Lewis, Joan	LD	294
Macpherson, Ian	LD	243
Rowe, Edgar	LD	211
Silcott, George	IND	128

White Hart Lane

2 no change - 1 LAB gain from CON

Brown, Jean	LAB	1,412
Airende, Alfred	LAB	1,285
Patel, Jayanti	LAB	1,146
Murphie, Philip N.	CON	931
James, Sybil P.	CON	856
Smethurst, Roger C.W.	CON	794
Adams, Elizabeth	GRE	255
Mehmed, Roberta E.	LD	186
Mehmed, Mustafa K.	LD	181
Zambra, Winnie	LD	71

Woodside

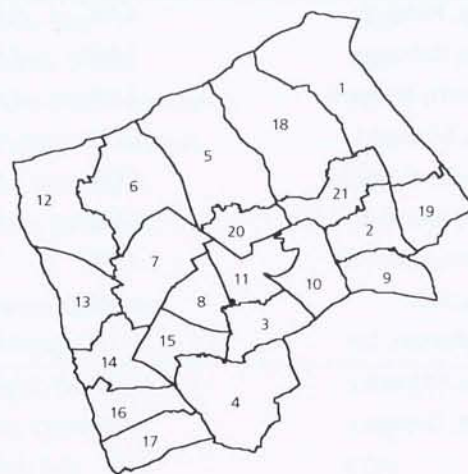
1 no change - 2 LAB gains from CON

Gardner, James	LAB	1,699
Mughal, Rafaat	LAB	1,524
Nuruzzaman, Abul	LAB	1,441
Cowan, Dorothy E.	CON	778
Spencer, Mavis	CON	756
Warren, John G.	CON	751
House, Simon	GRE	328

Harrow

Liberal Democrat minority administration

- | | |
|----------------------|-------------------|
| 1 Canons | 12 Pinner |
| 2 Centenary | 13 Pinner West |
| 3 Greenhill | 14 Rayners Lane |
| 4 Harrow on the Hill | 15 Ridgeway |
| 5 Harrow Weald | 16 Roxbourne |
| 6 Hatch End | 17 Roxeth |
| 7 Headstone North | 18 Stanmore Park |
| 8 Headstone South | 19 Stanmore South |
| 9 Kenton East | 20 Wealdstone |
| 10 Kenton West | 21 Wemborough |
| 11 Marlborough | |



State of the Parties 1964-94

	CON	LAB	LD	Others	Total
5.5.94	17	14	29	3	63
3.5.90	36	13	11	3	63
8.5.86	32	9	18	4	63
6.5.82	41	6	13	3	63
4.5.78	46	12	1	4	63
4.5.74	39	14	-	3	56
13.5.71	26	27	2	1	56
9.5.68	56	-	-	-	56
7.5.64	36	20	-	-	56

% Share of the Poll

	% poll	CON	LAB	LD	Others
5.5.94	48.9	33.7	29.2	34.0	3.0
3.5.90	51.1	46.2	27.9	20.6	5.2
8.5.86	46.7	40.2	23.4	29.5	6.9
6.5.82	48.6	45.3	18.7	29.5	6.5
4.5.78	48.4	54.7	29.2	8.5	7.5
4.5.74	47.1	51.9	26.2	17.9	4.0
13.5.71	42.1	47.7	39.4	10.8	2.2
9.5.68	42.5	67.1	18.9	12.5	1.5

Changes 1990-94

	CON	LAB	LD	Others	Total
Old Council 1994	33	13	13	3	62
Vacancies	-1	-	-	-	-1
By-elections	-2	-	+2	-	-
Transfers of Allegiance	-	-	-	-	-
3.5.90	36	13	11	3	63

General Statistics

		Harrow	London
May 1994	Electorate	148,757	4,872,088
Census 1991	Resident population aged 18+	155,139	5,228,925
	% Resident population of retirement age	17.3	16.8
	% Black and other ethnic minority groups	26.2	20.2
	% Households with child(ren) aged under 5	13.3	12.8
	% Households with only one adult and child(ren)	2.7	4.8
	% Households with an adult living alone	24.8	31.9
	% Households with over 1.0 persons per room	3.2	4.1
	% Households with 2 cars or more	29.2	18.2
	% Households in owner-occupied accommodation	77.9	57.2
May 1994	% Unemployed	7.7	12.9
April 1994	Band 'D' Council Tax	£549.00	£533.91

% Share of the Poll

Ward	Date	%poll	CON	LAB	LD	Others	
Canons <i>by-election</i>	5.5.94	48.4	52.7	12.7	34.6		
	24.6.93	37.3	45.8	12.2	42.0		
	3.5.90	48.5	68.4	22.7	8.9		
Centenary	5.5.94	48.8	40.2	45.9	13.8		
	3.5.90	54.3	59.2	40.8	-		
Greenhill <i>by-election</i>	5.5.94	51.1	25.5	29.9	44.6		
	13.10.93	41.7	23.2	31.2	45.6		
	3.5.90	49.6	36.9	29.1	33.9		
Harrow on the Hill	5.5.94	44.1	41.7	22.0	31.4	GRE	IND
	3.5.90	47.8	53.8	18.7	17.5	10.0	4.9
Harrow Weald <i>by-election</i>	5.5.94	47.3	24.1	15.8	60.1		
	24.6.93	40.1	19.1	15.9	65.0		
	3.5.90	54.9	36.9	18.1	45.0		
Hatch End	5.5.94	47.1	51.1	20.1	28.7		
	3.5.90	51.9	65.2	19.9	14.8		
Headstone North	5.5.94	53.8	40.2	15.5	44.4		
	3.5.90	52.4	57.2	18.0	24.8		
						GRE	IND
Headstone South	5.5.94	50.4	17.2	31.4	47.1		4.3
	3.5.90	49.3	24.4	27.8	40.9	6.8	
Kenton East	5.5.94	45.1	24.5	61.9	13.6		
	3.5.90	44.7	37.1	54.3	8.7		
Kenton West	5.5.94	47.2	40.0	39.3	20.8		
	3.5.90	51.6	55.4	31.8	12.8		
Marlborough	5.5.94	48.6	18.6	40.5	40.9		
	3.5.90	49.7	25.5	38.6	35.9		
						IND	
Pinner	5.5.94	45.4	58.1	20.0	21.9		
	3.5.90	53.5	48.8	13.6	10.6	27.1	
						LIB	
Pinner West <i>by-election</i>	5.5.94	56.7	41.2	11.8	47.0		
	21.1.93	45.2	45.2	14.9	38.2	1.7	
	3.5.90	54.4	65.3	18.7	16.1		
Rayners Lane	5.5.94	53.2	23.3	13.8	62.9		
	3.5.90	56.7	31.5	15.0	53.5		
						GRE	
Ridgeway	5.5.94	52.8	33.1	24.5	42.4		
	3.5.90	57.7	40.3	20.5	32.3	6.9	
Roxbourne	5.5.94	53.2	19.3	36.2	44.5		
	3.5.90	55.1	30.7	33.8	35.5		
						RES	
Roxeth	5.5.94	49.2	15.3	33.7		51.0	
	3.5.90	50.6	24.8	34.1		41.1	

Ward	Date	%poll	CON	LAB	LD	Others
						GRE
Stanmore Park	5.5.94	40.7	59.8	22.0	18.2	
	3.5.90	46.7	65.8	20.0	9.1	5.1
Stanmore South	5.5.94	47.1	31.0	57.7	11.3	
	3.5.90	48.2	36.9	55.3	7.8	
Wealdstone	5.5.94	46.9	20.6	54.2	25.2	
	3.5.90	47.8	31.6	47.8	20.6	
Wemborough <i>by-election</i>	5.5.94	51.0	34.6	13.3	52.2	
	7.11.91	40.4	40.7	12.6	46.7	
	3.5.90	48.1	70.5	29.5		

Results

Canons

No change

Cowan, John H.	CON	1,551
Leon, Garry C.	CON	1,468
Romain, Richard D.	CON	1,434
Benjamin, Philip R.	LD	1,007
Warshaw, Ronald D.	LD	982
Noakes, Anthony J.	LD	939
Blake, Charles E.	LAB	378
Mercey, Danielle E.	LAB	351
Rice, David P.	LAB	342

Centenary

3 LAB gains from CON

Fox, Paul E.	LAB	1,409
Redford, Daniel	LAB	1,365
Thammaiah, Keekira A.	LAB	1,365
Goodman, Robert E.	CON	1,224
Campbell, John	CON	1,208
Amarasinghe, Jayantha	CON	1,194
Cox, Oenone J.	LD	440
Baxter, Valerie	LD	413
Bartrick, Susan M.	LD	394

Greenhill

1 no change - 2 LD gains from CON

de Beer, Maureen	LD	1,333
Budden, Peter D.J.	LD	1,184
Boethe, Nahid	LD	1,181
Anderson, Jeffrey A.	LAB	908
Campbell, Norman	LAB	802
Schuck, Mark V.	LAB	771
Seymour, Anthony H.	CON	716
Paterson, Henry C.	CON	715
Venour, Henry S.H.	CON	689

Harrow on the Hill

No change

Kinnear, Eileen M.	CON	1,305
Rogers, Duncan W.	CON	1,304
Scowen, Clive R.	CON	1,285
Mellor, Philip E.	LD	1,012
Smith, Adrien P.	LD	968
Fletcher, Peter A.	LD	954
Powell, John M.	LAB	712
Stonehouse, Gerald A.	LAB	683
Webb, Alexander M.	LAB	655
Edey, Roy	IND	151

Harrow Weald

No change

Williams, Brian G.T.	LD	2,052
Lyne, Patricia M.	LD	2,023
Graham, Mary	LD	1,981
Brown, Thomas G.	CON	836
Goodman, Trevor S.	CON	818
Stanley, Paul L.R.	CON	777
Crouch, Colin S.	LAB	565
Gray, Colin	LAB	534
Shah, Rajeshri N.	LAB	496

Hatch End

No change

Abbott, Donald	CON	1,638
John, Mary H.	CON	1,570
Lammiman, Jean	CON	1,498
Finch, Geraldine	LD	912
Jackson, James K.	LD	870
Gray, John	LD	865
Anderson, Susan E.	LAB	641
Fairhead, Ronald A.	LAB	609
Solomon, John	LAB	605

Headstone North

3 LD gains from CON

Knight, John W.	LD	1,761
Lane, Nicola J.	LD	1,746
Skipworth, Janet	LD	1,682
Nickolay, John W.	CON	1,609
Silver, Eric	CON	1,547
Turner, Arthur B.C.	CON	1,538
Gray, Susan T.	LAB	643
Dutta, Asoke K.	LAB	592
Simms, Gary A.	LAB	572

Headstone South

No change

Giles-Medhurst, Stephen B.A.F.H.	LD	1,567
Branch, John S.W.	LD	1,475
Wiseman, Derek R.	LD	1,455
Davine, Margaret A.	LAB	1,022
Foulds, Archie T.	LAB	996
Stephenson, William	LAB	987
Hardy, Peter	CON	576
Keen, Jean R.	CON	536
Medcalf, John C.	CON	529
Palmer, Colin R.	IND	138

Kenton East

No change

Davies, Cyril	LAB	1,849
Shah, Navin F.	LAB	1,813
Toms, Albert K.	LAB	1,756
Hall, John T.G.	CON	795
Harland, Walter H.J.	CON	718
Zeid, Jeremy S.	CON	634
Daniels, Karen A.	LD	443
Lambden, Charlotte B.	LD	379
Salter, Mark J.	LD	371

Kenton West

2 no change - 1 LAB gain from CON

Cowan, Janet R.	CON	1,358
Frogley, Raymond J.	LAB	1,355
Grenfell, Joseph	CON	1,345
Gilbert, Jack	LAB	1,334
Topper, David M.	CON	1,320
Rowe, John	LAB	1,265
Harvey, Sally A.	LD	754
Das, Lala P.	LD	673
Macklin, Jean E.	LD	664

Marlborough

1 no change - 2 LD gains from LAB

Chamberlain, Veronica M.	LD	1,258
Groves, Ann T.	LAB	1,248
Campbell, Brian K.	LD	1,229
O'Dell, Phillip W.	LAB	1,172
Shah, Pravin	LAB	1,134
Sharma, Baldev K.	LD	1,107
Jobson, Stephen A.	CON	552
Bye, Stephen L.	CON	551
Orger, Dennis F.	CON	531

Pinner

No change

Champagnie, Mavis L.	CON	1,879
Olins, Andrew R.	CON	1,826
Cocksedge, Antony C.	CON	1,813
Crawford, David	LD	759
Green, Ian C.	LD	708
Trott, Frances M.	LAB	665
White, Sean G.	LAB	643
Todesco, Julia F.	LD	615
Kumar, Ashok	LAB	589

Pinner West

3 LD gains from CON

Finch, Graham D.	LD	1,932
Walster, David J.	LD	1,785
Tuck, John W.	LD	1,728
Clark, Jean S.	CON	1,720
Mallon, Mark A.	CON	1,560
Sailor, Ernest J.	CON	1,485
Lilley, Joseph T.	LAB	477
Scott, Anthony D.	LAB	451
Trott, Phyllis M.	LAB	437

Rayners Lane

No change

Noyce, Christopher D.	LD	2,279
Alexander, Alastair J.McL.	LD	1,994
Nandhra, Prakash K.	LD	1,994
Goldman, Stephanie A.	CON	809
Probyn, John V.	CON	763
Nanji, Pesi K.	CON	754
Barrett, David J.	LAB	494
Reuben, Donovan D.	LAB	451
Selby, Ernest M.	LAB	433

Ridgeway

3 LD gains from CON

Crossman, Herbert W.	LD	1,483
Murphy, Norah B.	LD	1,470
Wiseman, Andrew D.	LD	1,456
Harsant, Leonard G.C.	CON	1,194
Swinton, Jane C.M.	CON	1,140
Rennie, John B.	CON	1,107
Gate, Brian E.	LAB	883
Bruce, Alex J.	LAB	840
Gray, Kevin J.	LAB	818

Roxbourne

1 LD gain from LAB

Boobis, Susan	LD	1,716
Skipworth, John C.	LD	1,615
Prowse, Robert G.	LD	1,612
Davies, Glyn	LAB	1,393
Davies, Huw S.	LAB	1,362
Thomason, Susan C.	LAB	1,265
Nickolay, Lily J.	CON	732
Dixon, Stephen R.	CON	720
Stevenson, Norman S.	CON	691

Roxeth

No change

Hughes, Neville F.	IRE	1,776
Cripps, John E.	IRE	1,771
Hamlin, Alan W.	IRE	1,712
Miles, Jeremy J.	LAB	1,235
Ransley, Jonathan R.	LAB	1,146
Oelman, Timothy	LAB	1,091
Arnold, Raymond M.	CON	538
Hall, Stephen W.J.	CON	529
Needham, Jeffrey	CON	512

Stanmore Park

No change

Bath, Camilla M.A.	CON	1,759
Bednell, Christine A.	CON	1,716
Whitfield, Neil M.	CON	1,634
Elderton, Alfred H.	LAB	628
Smith, Anthony	LAB	628
Elderton, Lily P.	LAB	624
Williams, Shirley	LD	545
Moss, Leslie N.	LD	518
Das, Shanta L.	LD	493

Stanmore South

No change

Brown, Simon	LAB	2,169
McNulty, Tony J.	LAB	2,094
Lawrence, Robert H.	LAB	2,049
Mahmood, Khalid	CON	1,201
Kerr, Edward	CON	1,168
Wesley-Rogers, David C.	CON	1,028
Bartrick, Stephani S.	LD	423
Bartrick, James E.	LD	421
Prowse, Carol S.	LD	392

Wealdstone

No change

Swaine, Ann L.	LAB	1,582
Shannon, Robert W.F.	LAB	1,536
Thomas, Gareth R.	LAB	1,516
Campbell, Delia D.	LD	745
Simmons, Norman	LD	706
Palmer, Yvonne	LD	703
Jobson, Anne M.	CON	598
Fitzgerald, Jane E.	CON	582
Bolasco, Stewart E.	CON	579

Wemborough

1 no change - 2 LD gains from CON

Cox, Laurence J.	LD	1,919
Abrahams, Olga	LD	1,815
Diamond, Anne D.	LD	1,801
Lemon, Jonathan J.	CON	1,273
Ashton, Marilyn J.	CON	1,225
Lennon, Paul L.	CON	1,171
Angeletta, Joyce	LAB	480
Bluston, Howard S.	LAB	473
Spring, William H.	LAB	456

Havering

Labour minority administration

- | | |
|------------------|---------------------|
| 1 Airfield | 14 Heath Park |
| 2 Ardleigh Green | 15 Heaton |
| 3 Brooklands | 16 Hilldene |
| 4 Chase Cross | 17 Hylands |
| 5 Collier Row | 18 Mawney |
| 6 Cranham East | 19 Oldchurch |
| 7 Cranham West | 20 Rainham |
| 8 Elm Park | 21 Rise Park |
| 9 Emerson Park | 22 St Andrew's |
| 10 Gidea Park | 23 St Edward's |
| 11 Gooshays | 24 South Hornchurch |
| 12 Hacton | 25 Upminster |
| 13 Harold Wood | |



State of the Parties 1964-94

	CON	LAB	LD	Others	Total
5.5.94	11	31	4	17	63
3.5.90	19	25	6	13	63
8.5.86	28	20	5	10	63
6.5.82	37	12	5	9	63
4.5.78	38	12	-	13	63
4.5.74	20	26	-	9	55
13.5.71	13	30	-	12	55
9.5.68	35	7	-	13	55
7.5.64	16	27	-	12	55

% Share of the Poll

	% poll	CON	LAB	LD	Others
5.5.94	45.9	27.4	42.0	11.6	19.0
3.5.90	49.1	36	39.6	7.2	17.2
8.5.86	43.3	36.0	29.6	20.5	13.9
6.5.82	44.4	44.2	22.1	21.0	12.7
4.5.78	43.4	47.4	34.1	1.8	16.7
4.5.74	38.7	37.9	33.2	9.7	19.2
13.5.71	42.3	32.5	47.1	1.4	19.0
9.5.68	40.8	54.5	22.6	3.2	19.6

Changes 1990-94

	CON	LAB	LD	Others	Total
Old Council 1994	19	26	5	13	63
Vacancies	-	-	-	-	-
By-elections	-	-	-	-	-
Transfers of Allegiance	-	+1	-1	-	-
3.5.90	19	25	6	13	63

General Statistics

		Havering	London
May 1994	Electorate	177,754	4,872,088
Census 1991	Resident population aged 18+	178,421	5,228,925
	% Resident population of retirement age	18.6	16.8
	% Black and other ethnic minority groups	3.2	20.2
	% Households with child(ren) aged under 5	12.3	12.8
	% Households with only one adult and child(ren)	2.7	4.8
	% Households with an adult living alone	22.8	31.9
	% Households with over 1.0 persons per room	1.7	4.1
	% Households with 2 cars or more	27.5	18.2
	% Households in owner-occupied accommodation	78.9	57.2
May 1994	% Unemployed	7.9	12.9
April 1994	Band 'D' Council Tax	£495.00	£533.91

% Share of the Poll

Ward	Date	%poll	CON	LAB	LD	Others		
						TW		
Airfield	5.5.94	43.3	20.5	63.0	12.0	4.5		
	3.5.90	46.8	30.9	58.3	10.8			
Ardleigh Green	5.5.94	45.6	39.5	28.3	32.2			
	3.5.90	45.6	55.5	30.9	13.5			
						GRE	RES	
Brooklands	5.5.94	49.7	34.2	54.0	-	-	11.8	
	3.5.90	52.1	45.2	43.2	-	11.6		
Chase Cross	5.5.94	52.5	61.0	39.0	-			
	3.5.90	55.7	47.0	31.1	21.9			
Collier Row	5.5.94	45.3	36.8	63.2	-			
	3.5.90	49.6	49.2	50.8	-			
						RES		
Cranham East	5.5.94	50.8	13.7	22.8	-	63.5		
<i>by-election</i>	5.11.92	33.4	11.2	25.9	-	62.9		
	3.5.90	53.1	20.7	30.8	-	48.5		
						RES		
Cranham West	5.5.94	55.3	16.2	13.3	-	70.5		
	3.5.90	57.9	23.1	16.8	-	60.1		
						IND	TW	
Elm Park	5.5.94	49.2	23.4	47.5	12.0	17.1		
	3.5.90	51.7	29.8	50.9	-	19.3		
Emerson Park	5.5.94	44.2	51.3	26.6	22.1			
	3.5.90	48.2	62.3	26.2	11.5			
						ICON	IND	RES
Gidea Park	5.5.94	48.2	37.9	21.2	-	-	-	40.9
<i>by-election</i>	10.9.92	29.2	51.2	22.0	-	1.1	-	25.7
	3.5.90	49.8	51.1	25.6	-	-	23.3	
Gooshays	5.5.94	42.7	19.4	68.6	12.0			
<i>by-election</i>	16.5.91	39.9	19.2	54.1	26.7			
	3.5.90	47.1	28.0	72.0	-			
						RES		
Hacton	5.5.94	51.9	16.1	35.6	-	48.2		
	3.5.90	51.1	24.6	34.1	-	41.3		
Harold Wood	5.5.94	47.7	27.1	31.7	41.2			
	3.5.90	56.6	29.2	24.5	46.3			
Heath Park	5.5.94	43.4	47.2	32.3	20.5			
	3.5.90	46.9	60.7	39.3	-			
Heaton	5.5.94	36.4	19.6	68.7	11.7			
	3.5.90	42.3	26.6	73.4	-			
Hilldene	5.5.94	42.5	18.5	71.3	10.2			
<i>by-election</i>	2.7.92	28.1	21.4	54.2	24.4			
	3.5.90	47.1	26.1	73.9	-			
						ICON	IND	SDP
Hylands	5.5.94	44.1	27.5	48.7	12.3	-	11.6	
	3.5.90	47.2	38.4	44.1	-	9.1	-	8.4

Ward	Date	%poll	CON	LAB	LD	Others	
						GRE	SDP
Mawney	5.5.94	44.6	32.6	47.1	12.9	7.4	
	3.5.90	50.1	39.5	43.4	-	6.0	11.2
						RES	
Oldchurch	5.5.94	35.2	31.7	68.3	-		
	3.5.90	41.8	33.4	49.0	-	17.7	
						FRM	GRE
Rainham	5.5.94	40.0		65.3	34.7		
	3.5.90	45.9	11.8	34.8	46.0	3.2	4.2
Rise Park	5.5.94	47.4	42.9	38.7	18.4		
	3.5.90	48.8	50.4	34.9	14.7		
						RES	
St Andrew's	5.5.94	46.8	32.4	41.7	-	25.9	
	3.5.90	47.5	36.8	30.8	-	32.4	
St Edward's	5.5.94	46.6	35.4	28.5	36.1		
	3.5.90	46.2	57.8	42.2	-		
						RES	
South Hornchurch	5.5.94	44.2	9.5	35.6	-	54.9	
	3.5.90	45.2	16.5	32.2	-	51.3	
						RES	
Upminster	5.5.94	54.9	19.8	11.9	-	68.4	
	3.5.90	56.5	41.7	15.0	-	43.4	

Results

Airfield

No change

Emmett, Raymond F.	LAB	2,051
Purnell, Christopher W.	LAB	1,960
Whitelock, May E.	LAB	1,925
Forster, Norman R.	CON	657
Morris, Charles T.	CON	655
Woodward, Ian M.	CON	616
Philbrooks, Brian M.	LD	400
Weaver, Evelyn	LD	379
Weaver, Michael E.	LD	351
Tillett, Oliver S.	TW	142

Ardleigh Green

No change

Latchford, Ronald F.	CON	1,081
Gardner, Peter C.	CON	1,066
Hurlstone, Terry E.	LD	877
Goodwin, Valerie M.	LD	871
Thompson, Gordon V.	LAB	779
Robinson, Kevin R.	LAB	755

Brooklands

1 no change - 1 LAB gain from CON

Latham, Arthur C.	LAB	1,490
Taylor, George T.	LAB	1,406
Tebbutt, Henry A. (Snr)	CON	933
North, Cyril	CON	901
King, Eric R.	REA	331
Vincent, Charles	REA	303

Chase Cross

No change

Rosindell, Andrew R.	CON	1,762
White, Michael J.	CON	1,493
Koseda, Pauline R.	LAB	1,061
Osborne, Terrance P.	LAB	1,017

Collier Row

No change

Koseda, Stefan F.	LAB	1,543
Ridley, Patrick D.	LAB	1,433
Bramwell, Eileen P.	CON	893
Curtin, Patrick C.	CON	839

Cranham East

No change

Mitchell, Jean H.	REA	1,755
Lewis, Geoffrey	REA	1,624
Gibbs, Anthony B.	LAB	672
Stafford, Jeffery G.	LAB	542
Ramsey, Sheila R.	CON	364

Cranham West

No change

Sinclair, Louisa G.	REA	2,272
Lewis, Joan P.	REA	2,054
Davis, Martin K.	CON	497
Horlock, Tom G.	LAB	430
Wheaton, Lesley	LAB	388

Elm Park

No change

Hoepelman, Jack	LAB	2,260
Harris, Eric R.	LAB	2,198
Moss, Howard P.	LAB	2,056
Regan, Lorraine	CON	1,144
Weaver, Derrick E.	CON	1,047
Lel, David	CON	1,013
Williamson, Graham K.	TW	782
Cooper, Stephen D.	LD	564
Cooper, Kathleen	LD	549
Oddy, Bernedette A.	LD	530

Emerson Park

No change

Ramsey, Roger E.	CON	1,647
Watkinson, Angela E.	CON	1,567
Cooper, Martyn S.	LAB	865
Dutton, Keith F.	LAB	798
Bowman, David R.	LD	724
Sanderson, Ian V.	LD	660

Gidea Park

2 REA gains from CON

Wilkes, Ian H.	REA	1,099
Evans, Valerie A.	REA	1,049
Prince, Keith A.	CON	995
Ramsey, Marjorie F.	CON	993
Gordon, Eileen	LAB	563
Bland, Francis E.	LAB	551

Gooshays

No change

Smith, Del	LAB	2,179
Harrison, William G.	LAB	2,070
Davis, Michael P.	LAB	2,046
Bell, Steven D.	CON	624
Tebbutt, Jacqueline H.	CON	586
Rosindell, Eileen R.	CON	566
Clayden, Yvonne	LD	391
Hurlstone, Adam F.	LD	365
Bonnen, William L.	LD	347

Hacton

No change

Reith, Barbara	REA	2,080
Cameron, Ivor J.	REA	2,032
Whittaker, Stephen R.	REA	1,994
Clark, Ken	LAB	1,545
Clark, Joan	LAB	1,511
Howard, William	LAB	1,457
Ball, Sidney E.	CON	726
Hagger, Laurence	CON	665
Carter, Maureen M.	CON	653

Harold Wood

No change

Coles, Jonathan W.	LD	1,628
Hurlstone, Caroline S.	LD	1,527
Parker-Ross, David S.	LD	1,505
Darvill, Keith E.	LAB	1,222
Davis, Janet P.	LAB	1,187
Hague, Jennifer	LAB	1,179
Owen, Jacqueline P.	CON	1,123
Wells, Keith F.	CON	998
Bramwell, Anthony A.	CON	950

Heath Park

No change

Edwards, Mary	CON	1,384
Munday, Eric A.	CON	1,288
McCole, John	LAB	928
Stanford, Iain M.	LAB	903
Turner, Caroline	LD	581

Heaton

No change

O'Flynn, Denis R.	LAB	2,192
Latham, Ruby M.	LAB	2,187
Karian, Ghassan G.	LAB	2,124
Ratcliffe, David A.	CON	629
Tebbutt, Hazel L.	CON	619
Richardson, Richard	CON	603
Porter, John C.	LD	403
Wilding, Sarah L.	LD	352
Williams, Susan	LD	350

Hilldene

No change

Cook, Dennis J.	LAB	1,894
Mills, Wilfrid C.	LAB	1,700
Hunt, Anthony M.	LAB	1,682
Cannings, Anne S.	CON	481
Hayhow, David J.	CON	452
Tebbutt, Henry A. (Jnr)	CON	436
Hewitt, John E.	LD	258
Jasper, Alison P.	LD	254
Plant, Keith L.	LD	246

Hylands

No change

Shaw, Raymond J.	LAB	1,884
Martin, David C.	LAB	1,878
Wood, Michael D.	LAB	1,795
Fawcett, Anthony J.	CON	1,056
Levy, Janet T.	CON	1,047
Sinclair, Martin N.	CON	1,032
Williams, David C.	LD	502
Cullen, George T.	IND	463
Wilding, Kevan A.	LD	452
Miller, Mark D.	LD	447
Murray, Terry P.	IND	435
Hudson, Steven J.	IND	428

Mawney

2 no change - 1 LAB gain from CON

Feeney, Lorna	LAB	1,765
McCole, Sheila A.	LAB	1,728
Kilbey, Robert S.	LAB	1,727
Field, Cyril	CON	1,293
Gadd, Mark R.	CON	1,172
Holmes, Dennis S.	CON	1,151
Davies, Peter C.	LD	507
Stewart, Alfred P.	LD	469
Woodhouse, Sheila I.	LD	460
Gibson, Frederick J.	GRE	273

Oldchurch

No change

Gordon, Tony L.	LAB	1,217
Rew, Anthony A.	LAB	1,121
Curtin, Jean M.	CON	549
Maillard, Robin	CON	537

Rainham

3 LAB gains from LD

Ellis, Anthony J.	LAB	2,270
Webb, Harry	LAB	2,248
Kent, Brian F.	LAB	2,191
Oddy, Barry J.	LD	1,231
Green, John M.	LD	1,173
Merritt, Angela	LD	1,160

Rise Park

No change

Symonds, Norman F.	CON	1,149
Stewart, John E.	CON	1,105
Craig, Pamela J.	LAB	1,039
Milbank, William A.	LAB	996
Deeks, John F.	LD	534
Mulliner, Eden L.	LD	431

St Andrew's

2 REA gains from CON - 1 LAB gain from CON

Mylod, John C.	REA	1,349
Oliver, Christopher J.	REA	1,323
Carr, Graham M.	LAB	1,318
Carr, Georgina M.	LAB	1,313
Norwin, Benjamin B.	LAB	1,234
Winter, Michael A.	REA	1,199
Bull, Dennis R.	CON	1,033
Orrin, Pauline V.	CON	1,000
Orrin, Thomas W.	CON	976
Matthews, Terence F.	REA	331
Matthews, Cynthia P.	REA	326
Watkins, Graham J.	REA	280

St Edward's

1 no change - 1 LD gain from CON

Hutton, Lydia S.	CON	821
Harrison, Charles E.	LD	820
Tegg, Helen J.	LD	805
Cockerton, Ann E.	CON	776
Flynn, Michael A.	LAB	642
Brown, Patricia M.	LAB	641

South Hornchurch

No change

Long, Leonard F.	REA	2,029
Newnham, Roger W.	REA	1,855
Whitney, Reginald	REA	1,794
Fenn, Alan	LAB	1,245
Harrison, Sylvia J.	LAB	1,229
Nunn, Barbara I.	LAB	1,209
Field, Patricia G.	CON	350
Regan, Daniel T.	CON	327
Weaver, Joyce E.	CON	304

Upminster

No change

Hawthorn, Linda R.	REA	3,007
Ware, Owen H.I	REA	3,001
Mylod, Muriel P.	REA	2,971
Nicholls, Eric W.	CON	875
Gower, Guy A.	CON	870
Cudby, Grace C.	CON	850
Brittain, Stuart	LAB	533
Hill, David H.	LAB	514
Georgiou, Ann E.	LAB	511

Hillingdon

Labour administration

1 Barnhill	16 Hillingdon West
2 Botwell	17 Ickenham
3 Bourne	18 Manor
4 Cavendish	19 Northwood
5 Charville	20 Northwood Hills
6 Colham	21 Ruislip
7 Cowley	22 St Martins
8 Crane	23 Townfield
9 Deansfield	24 Uxbridge North
10 Eastcote	25 Uxbridge South
11 Harefield	26 West Drayton
12 Harlington	27 Wood End
13 Heathrow	28 Yeading
14 Hillingdon East	29 Yiewsley
15 Hillingdon North	



State of the Parties 1964-94

	CON	LAB	LD	Others	Total
5.5.94	25	44	-	-	69
3.5.90	35	34	-	-	69
8.5.86	28	34	7	-	69
6.5.82	57	10	2	-	69
4.5.78	55	14	-	-	69
4.5.74	28	32	-	-	60
13.5.71	24	36	-	-	60
9.5.68	60	-	-	-	60
7.5.64	24	36	-	-	60

% Share of the Poll

	% poll	CON	LAB	LD	Others
5.5.94	51.1	39.7	44.1	14.5	1.7
3.5.90	52.9	48.1	36.7	11.7	3.5
8.5.86	48.1	42.9	33.9	22.2	1.0
6.5.82	48.9	52.7	23.2	24.0	0.1
4.5.78	54.9	64.0	30.1	4.3	1.6
4.5.74	43.9	51.7	38.9	8.2	1.2
13.5.71	44.3	45.7	51.7	2.3	0.3
9.5.68	44.6	67.7	25.9	5.8	0.6

Changes 1990-94

	CON	LAB	LD	Others	Total
Old Council 1994	34	35	-	-	69
Vacancies	-	-	-	-	-
By-elections	-1	+1	-	-	-
Transfers of Allegiance	-	-	-	-	-
3.5.90	35	34	-	-	69

General Statistics

		Hillingdon	London
May 1994	Electorate	172,926	4,872,088
Census 1991	Resident population aged 18+	180,567	5,228,925
	% Resident population of retirement age	17.1	16.8
	% Black and other ethnic minority groups	12.3	20.2
	% Households with child(ren) aged under 5	13.5	12.8
	% Households with only one adult and child(ren)	3.0	4.8
	% Households with an adult living alone	25.2	31.9
	% Households with over 1.0 persons per room	3.2	4.1
	% Households with 2 cars or more	30.2	18.2
	% Households in owner-occupied accommodation	73.2	57.2
May 1994	% Unemployed	7.3	12.9
April 1994	Band 'D' Council Tax	£546.43	£533.91

% Share of the Poll

Ward	Date	%poll	CON	LAB	LD	Others	
Barnhill	5.5.94	46.9	26.4	73.6	-		
	3.5.90	48.1	36.2	63.8	-		
Botwell	5.5.94	48.2	27.7	72.3	-		
	3.5.90	46.5	32.1	58.2	9.7		
Bourne	5.5.94	52.7	40.1	46.4	13.5		
	3.5.90	56.8	48.3	43.4	8.3		
						GRE	
Cavendish	5.5.94	57.8	44.2	20.9	34.8		
	3.5.90	63.9	47.1	15.0	35.0	2.8	
Charville	5.5.94	53.1	34.2	53.7	12.1		
	3.5.90	52.1	51.1	48.9	-		
Colham	5.5.94	48.8	30.3	52.6	17.1		
	3.5.90	51.6	40.5	48.9	10.6		
						GRE	
Cowley	5.5.94	49.8	34.5	48.9	16.6		
	3.5.90	55.5	37.5	39.8	10.0	12.8	
Crane	5.5.94	48.0	27.4	72.6	-		
	3.5.90	45.5	33.3	56.0	10.7		
						GRE	
Deansfield	5.5.94	56.6	46.7	53.3	-		
	3.5.90	61.4	41.8	27.6	26.0	4.6	
Eastcote	5.5.94	51.2	58.7	20.2	21.1		
	3.5.90	55.9	72.2	16.6	11.1		
						GRE	
Harefield <i>by-election</i>	5.5.94	53.8	36.0	54.5	9.5		
	12.8.93	56.4	31.7	49.0	15.0	4.3	
	3.5.90	59.6	41.7	35.7	5.6	17.0	
Harlington	5.5.94	50.4	22.7	51.2	26.2		
	3.5.90	50.2	33.8	41.8	24.5		
						BNP	
Heathrow	5.5.94	49.6	30.9	61.2	-	7.8	
	3.5.90	47.6	39.9	49.9	10.3		
						ILAB	
Hillingdon East	5.5.94	54.9	22.7	26.7	13.6	37.0	
	3.5.90	52.8	36.5	43.5	20.0		
						GRE	BN
Hillingdon North	5.5.94	62.0	23.0	41.1	35.8		
	3.5.90	62.6	33.1	36.8	25.3	3.8	1.0
						GRE	
Hillingdon West	5.5.94	42.1	43.9	39.1	17.0		
	3.5.90	44.8	50.8	30.2	10.2	8.8	
						GRE	
Ickenham	5.5.94	55.3	59.4	21.8	18.9		
	3.5.90	58.9	63.9	17.1	9.6	9.4	

Ward	Date	%poll	CON	LAB	LD	Others
Manor	5.5.94	53.8	46.4	29.1	24.5	
	3.5.90	57.4	55.4	22.2	22.4	
						GRE
Northwood	5.5.94	44.7	66.7	14.6	18.7	
	3.5.90	49.6	70.1	12.7	9.8	7.4
Northwood Hills <i>by-election</i>	5.5.94	49.2	51.9	28.7	19.4	
	26.7.90	46.4	68.0	22.2	9.8	
	3.5.90	51.3	58.8	28.7	12.5	
Ruislip	5.5.94	53.1	53.4	20.5	26.1	
	3.5.90	56.2	70.3	18.4	11.4	
						IND
St Martins <i>by-election</i>	5.5.94	52.6	53.9	29.7	16.4	
	22.4.93	50.3	50.8	37.7	10.4	1.1
	3.5.90	53.8	65.2	23.0	11.8	
Townfield	5.5.94	50.4	30.7	69.3	-	
	3.5.90	47.8	35.1	64.9	-	
Uxbridge North	5.5.94	53.9	52.5	26.4	21.1	
	3.5.90	54.5	64.4	23.3	12.3	
						GRE
Uxbridge South <i>by-election</i>	5.5.94	50.6	25.5	61.1	13.4	
	26.9.91	39.0	39.5	46.1	10.0	4.3
	3.5.90	53.0	31.0	45.2	9.2	14.5
						GRE
West Drayton	5.5.94	52.3	38.2	46.6	15.3	
	3.5.90	55.1	48.9	37.1	6.8	7.2
Wood End	5.5.94	51.1	25.9	61.2	12.9	
	3.5.90	49.5	36.0	55.3	8.7	
Yeading <i>by-election</i>	5.5.94	47.4	35.1	64.9	-	
	11.7.91	40.1	39.6	50.2	10.2	
	3.5.90	47.4	43.9	56.1	-	
						IND
Yiewsley	5.5.94	47.5	34.6	65.4	-	
	3.5.90	49.9	37.1	48.5	8.6	5.8

Results

Barnhill

No change

Harris, Edward A.J.	LAB	2,101
Bliss, Lindsay	LAB	2,082
Sharma, Gulab S.	LAB	1,852
Preston, Arthur J.	CON	757
Jones, Timothy R.	CON	717
Robertson, Cynthia I.	CON	695

Botwell

No change

Allen, Linda J.	LAB	1,556
Davey, Jon	LAB	1,506
Abbott, Kim M.	CON	596
Bryant, Elizabeth	CON	577

Bourne

2 LAB gains from CON

Morse, John V.	LAB	1,326
Nunn-Price, Norman H.	LAB	1,288
Harper, Shirley A.	CON	1,162
O'Neill, James J.	CON	1,095
Peach, Andrew W.	LD	379

Cavendish

No change

Bishop, Jeremy A.	CON	1,290
Morris, Keith A.	CON	1,278
Bonner, Richard A.	LD	1,044
Davies, Harry	LD	978
Whitehead, Douglas	LAB	610
Crimmins, Maureen	LAB	605

Charville

1 no change - 2 LAB gains from CON

Craxton, Michael C.	LAB	2,107
Berry, Philip S.	LAB	2,074
Donlevy, Terence J.J.	LAB	2,019
Cooke, Patrick A.	CON	1,411
O'Connor, Mary A.	CON	1,289
Fitzpatrick, Matthew J.	CON	1,256
Dollimore, Peter J.	LD	491
Rout, John H.	LD	442

Colham

No change

Hudson, Brian F.	LAB	1,306
Virando, Shirley M.	LAB	1,124
Buttrum, Betty M.	CON	741
Prince, Ian A.	CON	660
Price, John M.	LD	395

Cowley

No change

James, Peter	LAB	1,692
Williams, David	LAB	1,579
Osborne, Peter K.	LAB	1,571
Hyde, Leonard D.	CON	1,188
Boulden, Anthony	CON	1,144
Babbar, Paul	CON	1,087
Kent, Pauline F.	LD	578
Sims, Andrew N.	LD	558
Pickess, Kevin J.	LD	508

Crane

No change

Lyons, Patrick R.	LAB	1,582
Mullen, Christopher J.	LAB	1,514
Baxter, Derek D.	CON	629
Tilbury, Teresa	CON	541

Deansfield

2 LAB gains from CON

O'Shea, Anne	LAB	1,573
Horne, David J.	LAB	1,513
Lackner, Thomas M.	CON	1,369
Stone, Solveig	CON	1,332

Eastcote

No change

Dann, Catherine S.	CON	2,257
Payne, David W.	CON	2,216
Horn, Graham E.M.	CON	2,213
Carey, Stephen J.	LD	859
Marshall, David J.	LD	794
Johnson, Sarah P.	LAB	792
Roberts, Michael J.	LAB	770
Underwood, Garth L.	LD	755
Stroud, Geraldine M.	LAB	737

Harefield

1 no change - 1 LAB gain from CON

Crawley, Pauline D.	LAB	1,473
Burles, Anthony	LAB	1,197
Mitchell, Donald H.	CON	929
Spargo, Patricia J.	CON	836
Jelfs, Elizabeth V.	LD	246
Jelfs, Timothy B.	LD	218

Harlington

No change

Neighbour, Brian T.	LAB	1,816
Tomlin, Graham R.	LAB	1,726
Way, Marion	LAB	1,670
Little, Anthony J.	LD	1,040
Neilson, Carl J.	LD	826
Berry, Michael H.	CON	809
Webb, David J.	LD	799
Howell, Marion	CON	790
O'Connor, Michael P.	CON	710

Heathrow

No change

Kordun, Philip E.	LAB	1,587
Stocker, Catherine	LAB	1,586
Banks, Daniel A.	CON	834
Banks, Jonathan R.	CON	769
Church, Robert	BNP	203

Hillingdon East

1 no change - 1 ILAB gain from LAB

Smith, Leonard E.	LAB	1,338
* Kennedy, Walter D.	ILAB	1,223
Robins, Peter W.	CON	750
Fisher, Philip W.	CON	749
Rhodes, Jill	LD	469
Filgate, Patrick F.	LD	428
Binding, Herbert W.J.	LAB	425

Hillingdon North

No change

Bebbington, John	LAB	1,261
Lonsdale, John G.	LAB	1,234
Outhwaite, Brian	LD	1,089
Sharkey, Ann-Marie	LD	1,085
Taylor, Ian C.	CON	706
Kenway, Karyn T.	CON	690

Hillingdon West

No change

Crease, Jane R.	CON	1,359
Gibson, Michael J.	CON	1,301
Langley, Alfred G.	CON	1,300
Aldred, John W.	LAB	1,269
Lefort, Anna T.	LAB	1,144
Potter, Patricia A.	LAB	1,110
Barker, David G.	LD	537
Holland, Eileen	LD	511
Fisher, Steven P.	LD	481

Ickenham

No change

Barnes, Richard M.	CON	2,767
Knight, Mavis	CON	2,753
Sherry, Neil V.A.	CON	2,677
Buckingham, Linda A.	LAB	1,031
Buckingham, John	LAB	996
Bell, David V.	LAB	976
Outhwaite, Mary	LD	902
Routledge, Bruce P.	LD	879
Rudin, Alison M.	LD	824

Manor

No change

Hales, Edwin	CON	1,306
Yarrow, David A.	CON	1,292
Murray, Roy S.	LAB	838
Nunn, Robert P.	LAB	793
Honeygold, Derek J.	LD	704
Mathen, Kim M.	LD	667

Northwood

No change

Taylor, Frank W.	CON	2,093
Bianco, Jonathan P.S.	CON	2,082
Kanjee, Albert	CON	1,952
Woodnutt, Jane F.	LD	596
Dawlings, Norma J.	LD	587
Winterbotham, Melanie M.	LD	539
Greenall, Gilbert	LAB	458
Bartlett, Margaret M.	LAB	454
Gauntlett, Bernard S.	LAB	430

Northwood Hills

No change

Bishop, David A.	CON	1,828
James, Susan E.	CON	1,788
Retter, Andrew J.	CON	1,763
Allan, Ruth	LAB	1,069
McGurk, James B.	LAB	954
Evans, Barbara A.	LAB	952
Baker, Keith W.	LD	709
Butcher, Mary G.	LD	655
Butcher, Leslie C.	LD	650

* Expelled by Labour Party after nomination and replaced by H. Binding as the official Labour candidate.

Ruislip

No change

Kilbey, Michael	CON	1,558
Lancaster, Maurice	CON	1,479
Cox, Michael F.	LD	779
Laycock, Stuart T.	LD	706
Barton, Clifford C.	LAB	595
Herriott, David R.	LAB	574

St Martins

No change

Corthorne, Philip N.	CON	1,631
Mills, Douglas S.	CON	1,573
Howard, Alan H.	LAB	917
Richards, Trevor A.	LAB	848
Leigher, Hilary F.	LD	506
Parsonage, Neville G.	LD	466

Townfield

No change

Rogers, Chris	LAB	2,614
Saunders, Christine	LAB	2,547
Chand, Dalip	LAB	2,465
Armstrong, Kelly K.	CON	1,217
Hannington, Valerie	CON	1,089
Taylor, Robert	CON	1,067

Uxbridge North

No change

Cooper, George E.	CON	1,409
Heywood, Michael J.	CON	1,346
Spink, Moira K.	LAB	694
McWhinnie, Sean L.W.	LAB	689
Gill, Rosemary	LD	608
Sims, James A.	LD	497

Uxbridge South

No change

Barker, Paul D.	LAB	1,248
Nash, Michael J.	LAB	1,203
Barrett, Eileen P.	CON	581
Parekh, Nilesh	CON	444
Vernazza, Andrew	LD	268

West Drayton

2 LAB gains from CON

Blundell, Dorothy J.	LAB	1,250
McGrath, Martin G.	LAB	1,189
Brookes, Kevin	CON	1,008
Hawkins, Norman C.	CON	990
Campbell, Iain P.	LD	412
Hooker, Kay	LD	388

Wood End

No change

Gardner, Janet E.	LAB	1,584
Ryerson, Peter M.	LAB	1,458
Tyrrell, Albert J.	CON	688
Whitehead, Douglas	CON	602
Bell, Beryl D.	LD	320

Yeading

No change

Leonard, Julia A.	LAB	1,912
Way, Anthony F.	LAB	1,802
Panayi, Steve	LAB	1,781
Green, Raymond	CON	998
Bavington, Paul	CON	990
Howell, Bruce	CON	984

Viewsley

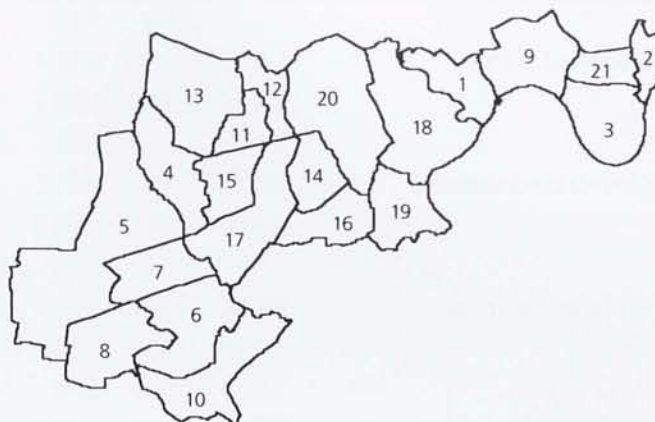
No change

Harmsworth, Paul K.	LAB	1,561
Livney, Karen R.	LAB	1,501
Banks, Ann F.	CON	817
Bull, Michael J.D.	CON	801

Hounslow

Labour administration

- | | |
|-----------------------|---------------------|
| 1 Brentford Clifden | 12 Heston East |
| 2 Chiswick Homefields | 13 Heston West |
| 3 Chiswick Riverside | 14 Hounslow Central |
| 4 Cranford | 15 Hounslow Heath |
| 5 East Bedfont | 16 Hounslow South |
| 6 Feltham Central | 17 Hounslow West |
| 7 Feltham North | 18 Isleworth North |
| 8 Feltham South | 19 Isleworth South |
| 9 Gunnersbury | 20 Spring Grove |
| 10 Hanworth | 21 Turnham Green |
| 11 Heston Central | |



State of the Parties 1964-94

	CON	LAB	LD	Others	Total
5.5.94	6	49	5	-	60
3.5.90	15	44	1	-	60
8.5.86	17	40	3	-	60
6.5.82	27	33	-	-	60
4.5.78	24	36	-	-	60
4.5.74	23	37	-	-	60
13.5.71	13	47	-	-	60
9.5.68	53	7	-	-	60
7.5.64	12	48	-	-	60

% Share of the Poll

	% poll	CON	LAB	LD	Others
5.5.94	44.9	27.8	53.1	16.6	2.5
3.5.90	48.9	35.6	45.7	9.0	9.6
8.5.86	46.8	35.0	43.2	20.7	1.0
6.5.82	46.4	43.2	37.8	18.1	0.9
4.5.78	48.5	47.8	48.2	2.2	1.9
4.5.74	38.9	43.5	48.7	4.2	3.6
13.5.71	45.3	39.4	58.2	0.0	2.4
9.5.68	45.2	58.8	37.7	3.1	0.4

Changes 1990-94

	CON	LAB	LD	Others	Total
Old Council 1994	15	43	2	-	60
Vacancies	-	-	-	-	-
By-elections	-	-1	+1	-	-
Transfers of Allegiance	-	-	-	-	-
3.5.90	15	44	1	-	60

General Statistics

		Hounslow	London
May 1994	Electorate	148,969	4,872,088
Census 1991	Resident population aged 18+	158,116	5,228,925
	% Resident population of retirement age	15.4	16.8
	% Black and other ethnic minority groups	24.4	20.2
	% Households with child(ren) aged under 5	13.9	12.8
	% Households with only one adult and child(ren)	4.1	4.8
	% Households with an adult living alone	27.6	31.9
	% Households with over 1.0 persons per room	4.4	4.1
	% Households with 2 cars or more	22.5	18.2
	% Households in owner-occupied accommodation	61.2	57.2
May 1994	% Unemployed	9.7	12.9
April 1994	Band 'D' Council Tax	£588.07	£533.91

% Share of the Poll

Ward	Date	%poll	CON	LAB	LD	Others	
						GRE	
Brentford Clifden	5.5.94	47.8	23.4	50.5	13.9	12.3	
	3.5.90	51.2	36.3	45.2	4.7	13.8	
						GRE	
Chiswick Homefields	5.5.94	45.4	41.3	39.8	18.9		
	3.5.90	54.5	41.6	32.9	12.3	13.2	
						GRE	
Chiswick Riverside	5.5.94	54.3	38.2	31.9	29.9		
	3.5.90	60.6	37.7	28.3	25.1	8.9	
						GRE	
Cranford <i>by-election</i>	5.5.94	42.6	33.6	66.4	-		
	20.9.90	32.1	33.0	54.4	3.8	8.7	
	3.5.90	43.4	32.6	67.4	-		
						GRE	
East Bedfont	5.5.94	39.0	26.5	51.0	22.5		
	3.5.90	46.8	31.2	38.9	23.6	6.3	
Feltham Central	5.5.94	40.4	25.5	54.9	19.5		
	3.5.90	46.2	32.2	39.0	28.8		
Feltham North	5.5.94	41.2	24.3	61.0	14.7		
	3.5.90	44.2	35.0	55.0	9.9		
						BN	NF
Feltham South <i>by-election</i>	5.5.94	43.2	12.3	44.0	43.7		
	11.11.93	39.9	14.2	37.5	38.1	-	10.1
	3.5.90	44.7	40.4	56.2	-	3.4	
Gunnersbury	5.5.94	44.6	27.1	58.7	14.2		
	3.5.90	48.0	37.5	62.5	-		
						GRE	
Hanworth	5.5.94	44.5	10.4	36.7	49.3	3.7	
	3.5.90	46.9	18.8	37.7	37.0	6.5	
Heston Central	5.5.94	49.0	34.3	65.7	-		
	3.5.90	48.5	41.8	49.0	9.2		
						BNP	
Heston East	5.5.94	51.2	32.5	59.3	-	8.2	
	3.5.90	49.2	47.0	45.6	7.4		
Heston West	5.5.94	44.5	28.8	71.2	-		
	3.5.90	50.3	35.1	60.3	4.6		
						GRE	ILAB
Hounslow Central	5.5.94	46.2	21.7	59.1	12.5	-	6.6
	3.5.90	47.2	28.2	59.1	-	12.7	
						GRE	
Hounslow Heath	5.5.94	42.9	23.3	76.7	-		
	3.5.90	47.1	26.4	61.2	-	12.4	

Ward	Date	%poll	CON	LAB	LD	GRE	IND	Others	
Hounslow South <i>by-election</i> <i>by-election</i>	5.5.94	49.2	32.7	51.0	16.2				
	22.4.93	36.6	44.0	42.9	9.2		3.9		
	9.7.92	36.7	49.5	38.3	6.9	5.3			
	3.5.90	55.6	49.0	37.9	-	13.0			
						GRE			
Hounslow West	5.5.94	40.3	23.7	64.5	11.8				
	3.5.90	45.6	33.2	54.6	-	12.2			
						GRE	IND		
Isleworth North	5.5.94	48.9	24.2	56.4	13.0	-	6.5		
	3.5.90	53.0	37.7	44.6	-	12.9	4.9		
						GRE	IC	ILAB	ISCG
Isleworth South <i>by-election</i>	5.5.94	45.2	15.1	41.3	26.5	-	17.1		
	8.7.93	31.8	20.0	34.5	29.6	-	-	8.2	7.6
	3.5.90	47.6	23.2	35.8	5.5	13.7	9.0	12.8	
						GRE			
Spring Grove	5.5.94	43.4	42.9	36.9	20.1				
	3.5.90	49.3	47.4	31.2	8.6	12.8			
						GRE			
Turnham Green	5.5.94	46.4	40.2	43.8	16.0				
	3.5.90	50.7	42.1	35.8	10.0	12.0			

Results

Brentford Clifden

No change

Carman, Michael N.	LAB	1,727
Smith, Peter	LAB	1,660
Lamey, Valerie	LAB	1,645
Buck, Margery	CON	833
Wallis, Spencer R.	CON	768
Hardwick, John F.	CON	726
Girling, John W.L.	LD	460
Bradley, John W.	GRE	407

Chiswick Homefields

1 no change - 1 LAB gain from CON

Sterne, Patricia M.	LAB	909
Atkins, Norah M.	CON	895
Potter, Jillian M.	CON	890
Worley, Juliette S.	LAB	809
Thomas, Julie V.	LD	442
Fox, Manfred	LD	374

Chiswick Riverside

No change

Langton, Josephine C.F.	CON	1,498
Lynch, Paul K.J.	CON	1,443
Kinghorn, Robert R.F.	CON	1,417
Healy, Kathleen	LAB	1,297
Bunnell, Tristan StJ.	LAB	1,242
Steed, Andrew T.	LD	1,148
Rustad, Paul R.	LD	1,142
Hunter, Ian M.C.	LD	1,127
Hussain, Syed A.	LAB	1,108

Cranford

No change

Dhaliwal, Sukhbir S.	LAB	1,932
Khangura, Jagpal S.	LAB	1,760
Virk, Jiwan K.	LAB	1,573
Dhillon, Dalip S.	CON	1,001
Sandford, Maria C.	CON	835
Bukhari, Syed I.A.	CON	829

East Bedfont

No change

Crawshaw, Stephen J.	LAB	1,755
Kreppel, Anthony	LAB	1,627
Rowlands, Peter L.	LAB	1,611
Page, Patricia E.	CON	952
Jason, Alma D.	CON	845
Witham, Keith	CON	799
Hills, Diana	LD	795
Daly, James	LD	726
Venn, Ian A.	LD	684

Feltham Central

No change

Archer, David	LAB	1,585
Driscoll, Colin J.	LAB	1,569
Briester, Amelia F.	LAB	1,523
Austin, Jack H.	CON	763
Phelan, Brian T.	CON	713
Nichols, Mark A.	CON	699
Beaver, Rachel S.	LD	576
Howliston, John A.	LD	573
Hunter, Christopher J.	LD	512

Feltham North

No change

Hunt, Michael J.	LAB	1,925
Chatt, John W.	LAB	1,923
Walmsley, Stuart	LAB	1,876
Wilson, Allan	CON	784
Giles, David M.	CON	755
Hine, Roy G.B.	CON	742
Howliston, William F.	LD	508
West, Anthony C.	LD	460
Thomas-Bengry, Sarah E.	LD	414

Feltham South

2 no change - 1 LD gain from LAB

Haines, Royston S.	LD	1,284
Ham, Herbert R.	LAB	1,246
Fox, Christopher F.	LD	1,163
King, Alfred G.	LAB	1,145
Kenna, James A.	LAB	1,081
Rahman, Mohammed A.	LD	1,001
Bolding, John P.	CON	371
Harris, Denise R.	CON	312
Le Bosquet, Jonathan C.	CON	289

Gunnersbury

No change

Price, Brian W.	LAB	1,864
Collins, Melvin B.	LAB	1,851
Hopkins, David J.	LAB	1,827
Baldwin, Peter	CON	891
Rowntree, Alfred J.M.	CON	846
Dine-Hart, David B.	CON	821
McGrath, Kathleen M.B.	LD	457
Thompson, Andrew M.G.	LD	437

Hanworth

1 no change - 2 LD gains from LAB

Fincher, Raymond E.	LD	1,558
Hoban, Michael F.	LD	1,464
Hills, Peter R.	LD	1,390
Bawn, Leslie	LAB	1,164
Gamble, William E.	LAB	1,094
Kreppel, Helen M.	LAB	1,028
Cunningham, Diane H.	CON	337
Frost, Timothy J.A.	CON	307
Rankin-Frost, Alison A.	CON	284
Smith, Stephen P.	GRE	110

Heston Central

No change

Gill, Mohinder S.	LAB	1,513
Dhillon, Gopal S.	LAB	1,489
Lynch, Suzanne P.	CON	821
Willsher, Matthew C.	CON	743

Heston East

1 no change - 1 LAB gain from CON

Clarke, Roger M.	LAB	1,390
Mann, Amritpal S.	LAB	1,320
Pitt, Peter	CON	782
Mackenzie-Shannon, Rodney D.	CON	701
Glass, Warren B.	BNP	187

Heston West

No change

Bath, Rajinder S.	LAB	2,346
Bartholomew, Ronald J.	LAB	2,319
Chaudhary, Mohammed H.	LAB	2,267
Ballard, Carol J.	CON	1,008
Herbert, Philip N.	CON	931
Bernstein, Felicity	CON	864

Hounslow Central

No change

Jassar, Sham S.	LAB	1,970
Whatley, Robert J.	LAB	1,917
Khwaja, Ilyas	LAB	1,812
Baker, Jane M.	CON	760
Baker, Ronald	CON	745
Saroya, Yadivindra S.	CON	589
Smith, Peter J.	LD	402
Sheikh, Ikram U.H.	ILAB	212

Hounslow Heath

No change

Sharma, Jagdish R.	LAB	2,296
Dhillon, Ajmer S.	LAB	2,235
Mockeridge, David J.	LAB	2,232
Wright, Jacqueline	CON	711
Sidhu, Jasbir K.	CON	676
Redwood, Martin P.	CON	672

Hounslow South

3 LAB gains from CON

Hay, Christine F.	LAB	1,974
Agarwal, Govind	LAB	1,765
Sterne, Michael A.	LAB	1,741
Hill, Walter J.	CON	1,325
Wolski, Karl	CON	1,112
Klamut, Wojciech B.	CON	1,075
Payling, Diane M.	LD	622
Banerji, Rabindra N.	LD	541

Hounslow West

No change

Connelly, John	LAB	2,241
Cheema, Dalbir S.	LAB	2,172
Singh, Jagjiwan	LAB	2,043
Bannon, Alicia M.E.	CON	864
Mirza, Tallat	CON	758
Qureshi, Hussain A.	CON	753
Broughton, Clive J.	LD	409
Belcher, Joan M.	LD	394
Knight, Roy L.	LD	383

Isleworth North

No change

Atkinson, Judy	LAB	2,162
Louki, Antony	LAB	2,090
Dodkins, Peter G.	LAB	2,055
McGregor, Gerald A.R.	CON	927
Mack, Timothy K.A.	CON	914
Bhanderi, Premila	CON	865
Barrow, Graham P.	LD	493
Read, John C.	LD	484
Rothwell, Joanne L.	LD	473
Chatterton, William R.	IND	241

Isleworth South

No change

Smith, Vanessa K.	LAB	1,148
Nicholas, Patricia A.	LAB	1,129
Wharfe, Pamela	LAB	991
Mallon, Ann-Marie	LD	714
Hartwell, Gareth G.	LD	695
Berti, Ivan K.S.	LD	691
Andrews, Philip	IC	452
Dodd, Sheila B.	CON	426
Batanero, Dorothy S.	CON	397
Pugsley, Gregory F.	CON	371

Spring Grove

2 no change - 1 LAB gain from CON

Reid, Barbara A.	CON	1,685
de Vic Carey, Peter F.	CON	1,671
Le Corre, Susan M.	LAB	1,561
Stratton, Robert E.	CON	1,487
Mann, Shiv R.S.	LAB	1,387
Sathi, Yashveer	LAB	1,218
de Boissiere, Philip C.	LD	756

Turnham Green

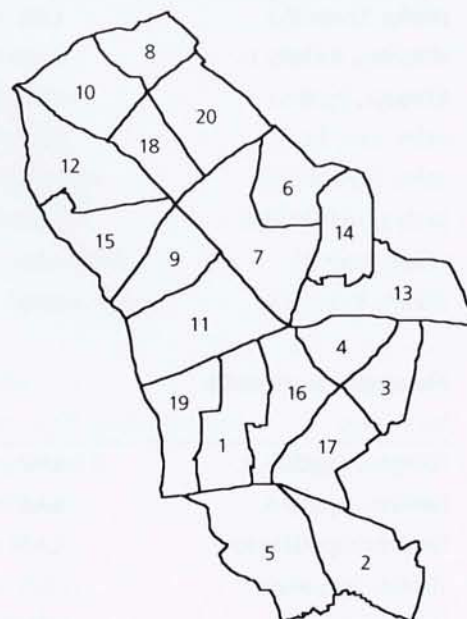
3 LAB gains from CON

Bower, Paul	LAB	1,320
Tomlin, Paul A.	LAB	1,290
Nathan, Peter D.	LAB	1,272
Barwood, Felicity A.	CON	1,243
Sabin, John R.	CON	1,188
Diemko, Wlodzimierz	CON	1,129
Mann, Ian H.	LD	482
Ahmed, Margaret A.	LD	463

Islington

Labour administration

1 Barnsbury	11 Holloway
2 Bunhill	12 Junction
3 Canonbury East	13 Mildmay
4 Canonbury West	14 Quadrant
5 Clerkenwell	15 St George's
6 Gillespie	16 St Mary
7 Highbury	17 St Peter
8 Highview	18 Sussex
9 Hillmarton	19 Thornhill
10 Hillrise	20 Tollington



State of the Parties 1964-94

	CON	LAB	LD	Others	Total
5.5.94	1	39	12	-	52
3.5.90	-	49	3	-	52
8.5.86	-	36	16	-	52
6.5.82	-	51	1	-	52
4.5.78	2	50	-	-	52
4.5.74	-	60	-	-	60
13.5.71	-	60	-	-	60
9.5.68	47	10	-	3	60
7.5.64	-	60	-	-	60

% Share of the Poll

	% poll	CON	LAB	LD	Others
5.5.94	43.3	12	49.4	26.1	12.4
3.5.90	46.2	15.5	48.4	7.7	28.5
8.5.86	47.1	13.4	46.5	33.2	6.8
6.5.82	40.1	24.2	51.5	22.3	2.0
4.5.78	38.7	38.3	51.1	2.2	8.4
4.5.74	26.0	21.8	64.2	12.3	1.7
13.5.71	33.5	27.2	70.9	0.8	1.1
9.5.68	22.5	51.0	40.4	2.4	6.2

Changes 1990-94

	CON	LAB	LD	Others	Total
Old Council 1994	1	44	4	-	49
Vacancies	-	-3	-	-	-3
By-elections	+1	-2	+1	-	-
Transfers of Allegiance	-	-	-	-	-
3.5.90	-	49	3	-	52

General Statistics

		Islington	London
May 1994	Electorate	113,589	4,872,088
Census 1991	Resident population aged 18+	130,200	5,228,925
	% Resident population of retirement age	15.7	16.8
	% Black and other ethnic minority groups	18.9	20.2
	% Households with child(ren) aged under 5	12.3	12.8
	% Households with only one adult and child(ren)	7.6	4.8
	% Households with an adult living alone	39.4	31.9
	% Households with over 1.0 persons per room	4.8	4.1
	% Households with 2 cars or more	7.2	18.2
	% Households in owner-occupied accommodation	26.7	57.2
May 1994	% Unemployed	19.5	12.9
April 1994	Band 'D' Council Tax	£647.26	£533.91

% Share of the Poll

Ward	Date	%poll	CON	LAB	LD	Others			
						GRE	RES	SDP	
Barnsbury	5.5.94	44.1	18.4	57.5	24.1				
	3.5.90	48.9	12.6	44.3	-	14.5	7.8	20.8	
Bunhill	5.5.94	48.0	5.6	34.8	59.6				
	3.5.90	46.2	24.3	39.3	-	9.4	26.9		
Canonbury East	5.5.94	45.3	3.7	36.4	22.9	6.3		2.5	28.2
	3.5.90	49.6	9.3	35.2	-	9.1	19.9		26.5
Canonbury West	5.5.94	43.6	23.9	50.2	19.4	6.5			
	3.5.90	49.2	26.8	45.0	13.7	14.5			
Clerkenwell <i>by-election</i>	5.5.94	47.8	3.9	26.9	59.1			10.0	
	7.11.91	39.5	13.6	30.8	34.4	1.7	2.1	17.3	
	3.5.90	50.0	8.9	28.4	13.4	11.2	4.3	19.7	14.2
Gillespie	5.5.94	42.8	9.2	65.2	13.4	12.1			
	3.5.90	47.0	14.6	62.8	6.5	16.1			
Highbury	5.5.94	41.1	8.5	43.6	12.6	26.7	8.6		
	3.5.90	46.4	13.6	46.3	7.0	24.1	9.1		
Highview	5.5.94	40.4	10.2	69.6	9.9	10.2			
	3.5.90	47.5	16.1	64.3	-	19.6			
Hillmarton	5.5.94	40.6	14.9	65.2	19.9				
	3.5.90	45.7	19.6	57.8	9.7	12.9			
Hillrise	5.5.94	38.3	7.9	62.0	15.1	9.4	5.7		
	3.5.90	44.3	13.7	58.6	9.4	18.3			
Holloway <i>by-election</i>	5.5.94	49.5	3.9	42.8	48.2	5.1			
	25.7.91	38.6	14.8	31.3	30.2	3.3	1.0	19.5	
	3.5.90	43.4	12.2	50.8	7.6	10.7	18.6		
Junction <i>by-election</i>	5.5.94	39.8	10.5	62.4	14.0	13.2			
	9.7.92	20.2	14.4	64.7	6.2	14.7			
	3.5.90	45.5	17.7	58.8	-	23.5			
Mildmay	5.5.94	38.4	22.8	51.7	13.4	12.1			
	3.5.90	44.1	18.7	51.1	11.3	18.9			
Quadrant <i>by-election</i>	5.5.94	50.5	44.3	42.5	6.9	6.4			
	9.7.92	34.9	53.4	37.0	7.3	2.3			
	3.5.90	46.9	25.2	51.7	9.3	13.8			

Ward	Date	%poll	CON	LAB	LD	Others		
St George's <i>by-election</i>	5.5.94	38.9	10.5	49.5	12.6	GRE	IND	
	27.5.93	38.6	20.3	50.4	22.3	6.9		
	3.5.90	43.4	18.8	56.1	-	25.1		
St Mary	5.5.94	43.6	22.4	52.2	17.3	GRE	RES	SDP
	3.5.90	46.5	17.4	47.8	-	16.1	8.4	10.3
						GRE	RES	
St Peter	5.5.94	48.8	4.5	33.3	62.1			
	3.5.90	49.9	9.0	29.5	44.4	9.9	7.3	
						GRE		
Sussex <i>by-election</i>	5.5.94	48.3	4.7	57.0	32.1	6.2		
	9.7.92	33.3	4.3	47.2	43.0	5.5		
	3.5.90	45.4	15.0	66.5	-	18.5		
Thornhill	5.5.94	42.6	12.5	63.6	16.4	7.4		
	3.5.90	43.2	17.9	63.8	-	18.3		
						GRE	IND	RES
Tollington	5.5.94	37.0	6.1	58.2	11.0	11.2	13.4	
	3.5.90	43.1	10.4	56.6	6.3	16.7		9.9

Results

Barnsbury

No change

Winston, Winston J.	LAB	1,556
Mallard, Louisa J.	LAB	1,555
Stacey, Mark R.	LAB	1,487
Hall, Katherine F.	LD	669
Cox, Isobel J.	LD	638
Wright, Jonathan F.	LD	617
Langley, Aidan L.	CON	505
Hoare, Charles J.	CON	494
Moyes, Martin R.C.	CON	472

Bunhill

3 LD gains from LAB

Trotter, Joseph R.	LD	1,662
Wooding, Rosetta E.	LD	1,537
Thorn, Ian L.	LD	1,495
Herbert, Joan E.	LAB	933
Herbert, Terence J.	LAB	924
Gilman, Anne H.D.	LAB	879
Edwards, Richard W.	CON	174
Khan, Alam-Zeb	CON	136
Summerson, Hugo H.F.	CON	130

Canonbury East

No change

Bosi, Andrew	LAB	847
Purnell, James M.D.	LAB	714
Bayliss, Ernest J.W.	TR	646
Doyle, James A.	LD	595
Plummer, John E.	TR	564
Arfa, Jamshid	LD	387
Wilkinson, Susan	GRE	135
Johnson, Alan	CON	90
Rooke, James A.	CON	68
Dent, Colin M.	IND	54

Canonbury West

No change

Baggs, Caroline L.	LAB	878
Simpson, Thomas J.	LAB	875
Cable, John E.	CON	429
Reese, Margaret D.	CON	405
Sattin, Gerald	LD	350
Tasker, John	LD	326
Williams, Adrian R.	GRE	113

Clerkenwell

1 no change - 2 LD gains from LAB

Ludford, Sarah A.	LD	2,213
Neave, Bruce G.	LD	1,952
Tibbs, David C.	LD	1,805
Harris, Joseph	LAB	936
James, Valda L.	LAB	913
Herbert, Piers M.	LAB	871
O'Keefe, Eileen E.	TR	362
Cagnoni, Helen M.	TR	315
Langley, Jane C.	CON	136
Eldridge, Mark	CON	135
Brown, Reginald H.	CON	128

Gillespie

No change

Golding, Jenette	LAB	1,138
Greening, Richard	LAB	1,104
Middleton, Philip D.	LD	257
Meidan, Sara	GRE	208
Moss, Philip G.	LD	205
Williamson, Anthony N.	CON	171
Oza, Mahendra	CON	146

Highbury

No change

Cross, Stewart	LAB	1,318
Babulall, Milton K.	LAB	1,213
Khan, Ansar I.	LAB	1,182
Ashby, Christopher	GRE	759
Fox, Bridget C.	LD	399
Carlisle, Nicholas	LD	381
Bedford, Edward G.	TR	349
Grinyer, Nigel J.	LD	297
Blackwood, Caroline R.	CON	266
Matthews, Simon R.	CON	234
Canty, Nicholas P.	CON	221
Maffrett, William A.	TR	214
McMillan, Daniel	TR	174

Highview

No change

Leigh, Maureen	LAB	1,077
Mowle, Robert A.	LAB	967
Aldis, Theresa J.	CON	160
Weekes, Timothy S.	GRE	150
Verrier, Michael J.R.	LD	148
Verrier, Sheila	LD	144
Gibbs, Barry J.	CON	140

Hillmarton

No change

Bell, Arthur L.	LAB	1,317
Kelly, Philip J.	LAB	1,237
Johnson, Tim	LD	410
Case-Jones, Martin	LD	369
Hutchinson, Martin O.	CON	295
Taft, Roy P.C.	CON	288

Hillrise

No change

Clinton, Alan M.	LAB	1,631
Burke, John J.	LAB	1,591
Steigman, Ruth N.	LAB	1,378
Aitken, Penelope A.	LD	436
Eggins, Heather	LD	372
Upson, James R.K.	LD	312
Kleinman, Judith E.	GRE	232
Taylor, Neil P.	CON	202
Hutchinson, Oriol S.	CON	195
Moody, Jennifer	CON	189
Heath, Derrick E.	REA	140

Holloway

3 LD gains from LAB

Dunn, Margot J.	LD	1,493
Taylor, Douglas A.	LD	1,344
Kempton, Barry J.	LD	1,316
Griffiths, Edna	LAB	1,236
Camp, Sheila A.	LAB	1,235
McKinstry, Leo J.C.	LAB	1,210
Charrier, Charmaine S.	GRE	146
Johnson, Evelyn	CON	135
Reese, Alan J.M.	CON	107
Rittner, Mark A.H.	CON	96

Junction

No change

Marks, Sandra	LAB	1,656
Karim, Taha T.	LAB	1,630
Michael, Tal	LAB	1,497
Little, Jane	LD	415
Callow, Pauline M.	LD	355
Royston, Angela	GRE	338
Reeves, Alford T.	LD	300
Lloyd, Victoria H.C.	CON	280
Ward, Anthea D.	CON	268
Scilloe, Edward J.	CON	255

Mildmay

No change

Haynes, Patrick E.	LAB	1,595
Boye-Anawomah, Michael	LAB	1,468
Mercer, Neil S.	LAB	1,438
Cooper, Simon N.	CON	674
Evans, David M.	CON	669
Chans, Jose M.	CON	647
Berent, Anna	LD	423
Jackson, Derek R.	LD	404
Stack, Karen S.	GRE	352
Macgill, Adam A.R.	LD	338

Quadrant

No change

Blackwood, Clive D.	CON	1,218
Barnes, David P.	LAB	1,095
Sands, Jennifer M.	LAB	1,027
Pincher, Christopher J.	CON	992
Rorison, Elizabeth J.	LD	182
James, Raymond C.	LD	160
Ackers, John H.	GRE	159

St George's

No change

Chalk, Peter D.	LAB	1,528
Gontier, Claire R.J.	LAB	1,402
Munim, Paul	LAB	1,207
Adonis, Andrew	LD	424
Gallagher, John F.	IND	399
Adshead, Mary H.	GRE	363
Thorn, Helen J.L.	LD	327
McHallam, Andrew J.	CON	316
Nimmo, Hilary M.	LD	305
Bairam, Rifat	CON	294
Sharman, Charles J.R.	CON	270

St Mary

No change

Jackson, Paul A.	LAB	1,195
Jeapes, Clare E.	LAB	1,184
Convery, Paul E.	LAB	1,171
Braddick, Tracey A.	CON	528
Eldridge, Alexandra C.	CON	500
Denison, Claire H.	CON	498
Taylor, Nicola-Jane	LD	421
Sterrett, David T.	LD	383
Kimbrough, Sidney T.	LD	374
Monson, Jeremy R.	GRE	184

St Peter

No change

Powell, Maria	LD	1,891
Hitchins, Stephen	LD	1,826
Pryce, Christopher J.	LD	1,807
Child, Lloyd G.T.	LAB	1,028
Prichard, Doreen	LAB	969
Rawlings, Carol A.	LAB	966
Duke, Thomas R.M.	CON	156
McMinnies, Stephen M.	CON	128
Mason, Barry F.	CON	119

Sussex

No change

Hillier, Meg	LAB	1,160
Twigg, Stephen	LAB	1,156
Ryan, Matthew T.M.	LD	671
Keenan, Sylvia A.	LD	634
Ward, Paul J.	GRE	127
Blick, Juliet	CON	103
Shervey, Nigel V.A.	CON	86

Thornhill

No change

Perry, Ian P.	LAB	1,140
Laws, Alan J.	LAB	1,132
Peel, Patricia M.	LD	319
Buckley, Neil A.	LD	268
Campbell, Richard	CON	259
Pittaway, David M.	CON	189
Latimer, Robin W.	GRE	133

Tollington

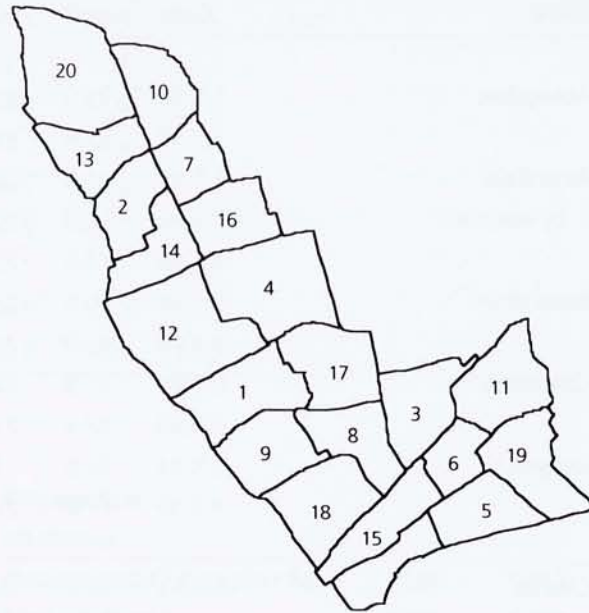
No change

Davies, Elizabeth M.	LAB	1,644
McKenzie, Roger A.	LAB	1,606
Sawyer, Derek A.	LAB	1,379
Rosenbaum, Michael J.	IND	354
Cohen, Charles P.	LD	353
Mayer, Elizabeth J.F.	LD	314
Benli, Judith	GRE	298
Thatcher, Mark C.	LD	209
Muggeridge, Raymond L.J.	CON	192
Owino, Joseph D.	CON	151
Saile, Allan J.	CON	144

Kensington and Chelsea

Conservative administration

- | | |
|---------------|-------------------|
| 1 Abingdon | 12 Holland |
| 2 Avondale | 13 Kelfield |
| 3 Brompton | 14 Norland |
| 4 Campden | 15 North Stanley |
| 5 Cheyne | 16 Pembridge |
| 6 Church | 17 Queen's Gate |
| 7 Colville | 18 Redcliffe |
| 8 Courtfield | 19 Royal Hospital |
| 9 Earls Court | 20 St Charles |
| 10 Golborne | 21 South Stanley |
| 11 Hans Town | |



State of the Parties 1964-94

	CON	LAB	LD	Others	Total
5.5.94	39	15	-	-	54
3.5.90	39	15	-	-	54
8.5.86	39	15	-	-	54
6.5.82	39	15	-	-	54
4.5.78	39	13	-	2	54
4.5.74	45	16	-	-	61
13.5.71	39	21	-	-	60
9.5.68	57	3	-	-	60
7.5.64	46	14	-	-	60

% Share of the Poll

	% poll	CON	LAB	LD	Others
5.5.94	36.9	47.7	32.0	15.8	4.5
3.5.90	42.2	49.1	32.7	11.6	6.6
8.5.86	39.4	50.9	27.5	18.9	2.8
6.5.82	38.7	54.6	21.7	22.4	1.3
4.5.78	32.6	61.8	25.0	7.5	5.7
4.5.74	30.4	56.2	25.1	12.9	5.8
13.5.71	27.1	54.8	36.2	5.7	3.3
9.5.68	24.4	74.4	16.6	6.0	2.9

Changes 1990-94

	CON	LAB	LD	Others	Total
Old Council 1994	39	15	-	-	54
Vacancies	-	-	-	-	-
By-elections	-	-	-	-	-
Transfers of Allegiance	-	-	-	-	-
3.5.90	39	15	-	-	54

General Statistics

		Kensington and Chelsea	London
May 1994	Electorate	92,575	4,872,088
Census 1991	Resident population aged 18+	116,288	5,228,925
	% Resident population of retirement age	15.4	16.8
	% Black and other ethnic minority groups	15.6	20.2
	% Households with child(ren) aged under 5	8.3	12.8
	% Households with only one adult and child(ren)	3.9	4.8
	% Households with an adult living alone	48.0	31.9
	% Households with over 1.0 persons per room	5.1	4.1
	% Households with 2 cars or more	11.2	18.2
	% Households in owner-occupied accommodation	39.8	57.2
May 1994	% Unemployed	12.3	12.9
April 1994	Band 'D' Council Tax	£495.23	£533.91

% Share of the Poll

Ward	Date	%poll	CON	LAB	LD	Others			
						GRE			
Abingdon	5.5.94	33.9	62.3	12.1	17.2	8.3			
	3.5.90	37.9	65.5	13.4	10.3	10.8			
Avondale <i>by-election</i>	5.5.94	41.0	26.0	62.7	11.3				
	17.9.92	18.0	36.4	55.2	8.4				
	3.5.90	46.8	23.8	66.0	10.2				
Brompton	5.5.94	30.0	68.8	13.4	17.9				
	3.5.90	33.0	72.7	15.2	12.1				
Campden	5.5.94	37.9	67.7	16.1	16.2				
	3.5.90	42.3	71.2	18.1	10.7				
Cheyne	5.5.94	37.0	71.0	13.9	15.1				
	3.5.90	41.7	71.8	17.3	10.9				
						IND			
Church	5.5.94	39.0	59.2	15.6	11.9	13.3			
	3.5.90	46.8	68.2	22.8	9.0				
						COMM			
Colville	5.5.94	37.0	22.8	64.5	12.6				
	3.5.90	43.5	20.6	65.3	9.8	4.4			
						GRE	ICP	REAP	
Courtfield	5.5.94	32.7	48.0	8.9	43.1				
	3.5.90	44.0	40.2	8.2	27.8	8.7	12.5	2.6	
						CORP	GRE	REAP	SDP
Earls Court	5.5.94	34.7	34.5	30.1	27.3	-	8.1		
	3.5.90	37.3	38.8	20.9	16.9	1.1	11.2	7.6	3.5
						COM	GRE	IND	
Golborne <i>by-election</i> <i>by-election</i>	5.5.94	39.6	11.6	78.9	9.5				
	18.6.92	20.8	18.3	70.0	8.3	-	3.4		
	20.6.91	27.7	13.3	76.5	10.3				
	3.5.90	43.7	8.5	65.0	7.3	4.7	10.2	4.3	
Hans Town	5.5.94	32.7	73.6	12.3	14.0				
	3.5.90	37.7	79.2	13.7	7.1				
						RES	SDP		
Holland	5.5.94	37.4	61.9	14.3	11.3	12.5			
	3.5.90	43.9	70.5	17.8	7.2	-	4.6		
Kelfield	5.5.94	40.2	22.7	62.7	14.5				
	3.5.90	45.7	24.7	64.7	10.5				
Norland	5.5.94	44.6	62.5	20.1	17.4				
	3.5.90	49.4	58.3	23.6	18.1				
						GRE			
North Stanley	5.5.94	33.8	57.8	19.9	14.7	7.6			
	3.5.90	44.8	61.3	28.8	9.9				
						GRE			
Pembridge	5.5.94	39.8	54.0	26.2	19.8				
	3.5.90	44.4	47.5	27.2	10.6	14.7			
Queen's Gate	5.5.94	33.2	72.3	12.6	15.2				
	3.5.90	39.0	74.3	14.5	11.2				

Ward	Date	%poll	CON	LAB	LD	Others	
						GRE	RES
Redcliffe	5.5.94	33.5	41.2	12.5	7.9	4.8	33.6
	3.5.90	37.2	63.8	22.6	13.5		
Royal Hospital	5.5.94	33.5	73.6	11.8	14.6		
	3.5.90	39.2	78.3	11.3	10.4		
St Charles	5.5.94	39.6	23.7	66.1	10.2		
	3.5.90	44.0	22.2	67.9	10.0		
South Stanley						GRE	
	5.5.94	43.1	30.1	59.9	10.0		
	3.5.90	44.7	29.8	53.0	6.7	10.5	

Results

Abingdon

No change

Christmas, Elizabeth M.	CON	1,097
Munday, Jonathan E.L.	CON	1,049
Field, Mark C.	CON	1,034
Fair, Donald E.	LD	310
Faulder, John S.	LD	289
Giles, Daniel D.	LD	279
Courtney, Terence G.	LAB	216
Pringle, Natalie M.	LAB	208
Haider, Hussain	LAB	196
Davies, Gillian	GRE	142

Avondale

No change

Forsyth, Jennifer	LAB	1,227
Blakeman, Judith M.	LAB	1,209
Lasharie, Allah Y.M.	LAB	1,103
Lindsay, David C.	CON	503
Woodward, Shaun A.	CON	483
Beard, Vanessa R.	CON	482
Boddington, Robert C.H.	LD	234
Shaw, David L.	LD	224
Vidal-Hall, Angele M.	LD	183

Brompton

No change

Hudson, David P.M.	CON	515
Ingham, Simon E.C.	CON	489
Gould, Stephen R.	LD	135
Woodthorpe-Brown, Robert	LD	126
Stanley, Simon H.F.	LAB	102
Tyson, Richard T.	LAB	93

Campden

No change

Buckmaster, Christopher M.	CON	1,247
May, Michael J.	CON	1,238
Cecil, Rupert L.A.	CON	1,223
Lindsay, Elizabeth J.	LD	309
Armstrong, Jane	LAB	306
Hay, Gary M.	LD	303
Harrod, Tanya	LAB	296
Bhavan, Maeve	LAB	280
Haseler, Roberta B.	LD	277

Cheyne

No change

Wheeler, Jonathan	CON	1,042
Corbet-Singleton, John M.	CON	1,020
Chancellor, Valerie E.	LD	219
Noyes, Ralph N.	LD	219
Macpherson, Suky J.	LAB	214
Chan, Hor	LAB	190

Church

No change

Currie, Richard W.J.	CON	756
Fitzgerald, Adrian J.A.D.	CON	751
Tompkins, Jacob A.	LAB	207
Wootten, John L.	LAB	191
Judge, Jag	IND	169
Presley, Paul W.	LD	154
Dawson, Stephen	LD	150

Colville

No change

Pope, Robert	LAB	1,147
Healy, Patricia	LAB	1,118
Edward, Joanna L.	LAB	1,109
Allison, Simon J.	CON	420
Gardner, Joanna M.	CON	398
Cohen, Nicola A.	CON	375
Ingham, Christine	LD	237
Congreve, Priscilla A.	LD	213
Mayers, Patrick G.	LD	211

Courtfield

No change

Coates, Anthony R.M.	CON	717
Cox, Edward J.M.	CON	690
Holt, Lawrence A.	CON	688
Orrell, Brian J.	LD	656
Harris, Caryl B.	LD	634
Somers, Rosemary	LD	593
Raven, Hugh J.E.	LAB	144
Robson, Christine	LAB	125
Winer, Charlotte F.	LAB	119

Earls Court

No change

Phelps, Barry	CON	778
Warrick, Paul T.P.	CON	761
Fairhead, Thomas E.	CON	746
Whitfield, Patricia A.	LAB	700
Wood, Alastair G.T.	LAB	664
Drake, John G.	LD	639
Jones, Dorian P.L.	LAB	632
Giles, Vanessa G.	LD	630
Hall, Simon	LD	543
Kortvelyessy, Niki	GRE	178

Golborne

No change

Bonner, Sarah C.	LAB	1,475
Hoier, Bridget C.M.	LAB	1,363
Mason, Patrick J.	LAB	1,354
Freeman, Robert J.	CON	234
Sharma, Alok K.	CON	198
Aitchison, Catherine J.	LD	190
Vaizey, Edward H.B.	CON	182
Ahern, Ann M.	LD	160
Pettit, Rosemary	LD	155

Hans Town

No change

Harney, Desmond E.StA.	CON	984
Paget-Brown, Nicholas	CON	979
Weale, Mary C.	CON	971
Head, Simon	LD	198
Gibbs, Philip K.C.	LD	183
Le Franc, Angela	LD	179
Henry, Michael M.	LAB	172
Edelman, Matilda	LAB	169
Thatcher, Janet A.	LAB	151

Holland

No change

Hanham, Joan B.	CON	1,166
Levitt, Bryan P.	CON	1,109
Lightfoot, Warwick M.	CON	1,091
Stuart-Smith, Jane	LAB	263
Barraclough, Leo	LAB	260
Allini, Francesca	LAB	256
Bello, Rosemary S.	REA	252
Russell, Ruth	LD	220
Bewley, David K.	LD	204
Shasha, Peter	REA	201
Venables, Hugh S.	LD	188

Kelfield

No change

Hoier, Stephen P.	LAB	1,052
Cunningham, Keith L.	LAB	1,031
Cross, Anthony W.P.	CON	386
Moore-Gwyn, Alison F.	CON	368
Owen, Patricia	LD	253
Moelly, Ellen L.	LD	230

Norland

No change

Tomlin, Ernest P.	CON	879
Walker-Arnott, Brian R.	CON	855
Thompson, Jacqueline J.M.	LAB	289
Krebs, Paul S.	LAB	269
Hunt, Rose	LD	257
Ritchie, Gordon B.	LD	227

North Stanley

No change

Frazer, Priscilla	CON	844
Cockell, Merrick R.	CON	806
Evans, Michael G.	LAB	320
Mingay, Robert	LAB	247
Porter, Katerina	LD	247
Somers, Willam A.	LD	173
Attenborough, Mary P.	GRE	109

Pembridge

No change

Campion, David G.	CON	1,053
Campbell, Isobel A.W.	CON	1,049
Weatherhead, Doreen M.	CON	1,036
Daly, Stephen P.	LAB	521
Kearney, Marian P.	LAB	505
Pullen, Timothy J.	LAB	498
Campbell, John M.	LD	412
Spencer, Patrick D.	LD	377
Hay, Katharine E.	LD	361

Queen's Gate

No change

Dalton, Andrew S.	CON	1,064
Russell, Elizabeth A.	CON	1,054
Moylan, Daniel M.G.	CON	1,044
James, Margot	LD	224
Darracott, Colin G.	LD	221
Venables, Dorothy J.	LD	218
Mackrill, Ian R.	LAB	191
Hughes, Yvonne P.	LAB	180
Fuller, Patricia M.	LAB	179

Redcliffe

No change

Taylor, Frances	CON	733
Gillford, Patrick J.	CON	702
Whitfield, Alick C.	CON	655
Hindle, Jonathan M.	REA	592
Coosner, Marylyn	REA	574
Robinson, Charles C.	REA	539
Morris, Norma F.	LAB	220
Fuller, Dennis P.	LAB	219
Shapro, Stuart H.	LAB	193
Bellingall, Andrew	LD	156
Woodthorpe-Browne, Barbara	LD	124
Ritchie, Diana M.	LD	120
Burlingham-Johnson, Ajay	GRE	82

Royal Hospital

No change

Donaldson, Ian McC.	CON	775
Hess, Edward J.W.	CON	728
Thorp, Jean N.	LD	156
Michel, Carl H.	LD	143
Pringle, Alexander J.S.	LAB	134
Rudkin, John G.	LAB	107

St Charles

No change

Atkinson, John R.	LAB	951
Horton, Rima E.	LAB	918
Clark, Peter K.	CON	358
Walker, Pelham J.G.	CON	313
Tatton-Brown, Alexandra M.	LD	163
Tatton-Brown, Joe	LD	124

South Stanley

No change

Weems, Robert A.	LAB	1,048
Boulton, Timothy	LAB	1,044
Lloyd, Edwin	CON	533
Tannock, Timothy C.A.	CON	517
England, Mary	LD	191
Osborn, David A.	LD	159

Kingston upon Thames

Liberal Democrat administration

- | | |
|---------------------|-------------------|
| 1 Berrylands | 11 Malden Manor |
| 2 Burlington | 12 Norbiton |
| 3 Cambridge | 13 Norbiton Park |
| 4 Canbury | 14 St James |
| 5 Chessington North | 15 St Marks |
| 6 Chessington South | 16 Surbiton Hill |
| 7 Coombe | 17 Tolworth East |
| 8 Grove | 18 Tolworth South |
| 9 Hill | 19 Tolworth West |
| 10 Hook | 20 Tudor |



State of the Parties 1964-94

	CON	LAB	LD	Others	Total
5.5.94	18	6	26	-	50
3.5.90	25	7	18	-	50
8.5.86	24	4	22	-	50
6.5.82	40	3	7	-	50
4.5.78	44	6	-	-	50
4.5.74	39	15	6	-	60
13.5.71	40	20	-	-	60
9.5.68	59	1	-	-	60
7.5.64	40	20	-	-	60

% Share of the Poll

	% poll	CON	LAB	LD	Others
5.5.94	53.3	32.8	21	42	4.2
3.5.90	56.4	40.4	25	29.6	5
8.5.86	51.3	39.1	21.0	37.2	2.6
6.5.82	46.5	52.4	17.8	29.4	0.5
4.5.78	45.9	59.4	27.1	13.2	0.2
4.5.74	43.7	48.9	29.8	20.8	0.5
13.5.71	42.1	53.5	39.5	6.9	0.2
9.5.68	40.6	73.9	20.9	3.9	1.3

Changes 1990-94

	CON	LAB	LD	Others	Total
Old Council 1994	25	6	18	1	50
Vacancies	-	-	-	-	-
By-elections	-	-	-	-	-
Transfers of Allegiance	-	-1	-	+1	-
3.5.90	25	7	18	-	50

General Statistics

		Kingston upon Thames	London
May 1994	Electorate	96,986	4,872,088
Census 1991	Resident population aged 18+	105,853	5,228,925
	% Resident population of retirement age	18.5	16.8
	% Black and other ethnic minority groups	8.6	20.2
	% Households with child(ren) aged under 5	11.4	12.8
	% Households with only one adult and child(ren)	2.5	4.8
	% Households with an adult living alone	29.8	31.9
	% Households with over 1.0 persons per room	1.9	4.1
	% Households with 2 cars or more	27.6	18.2
	% Households in owner-occupied accommodation	74.7	57.2
May 1994	% Unemployed	6.9	12.9
April 1994	Band 'D' Council Tax	£538.35	£533.91

% Share of the Poll

Ward	Date	%poll	CON	LAB	LD	Others	
						GRE	IND
Berrylands	5.5.94	50.4	46.1	13.8	29.4	10.8	
	3.5.90	52.2	55.5	19.1	14.3	-	11.1
Burlington	5.5.94	59.1	30.3	15.8	53.9		
	3.5.90	60.7	33.1	17.1	49.8		
Cambridge	5.5.94	58.0	28.9	10.1	61.1		
	3.5.90	64.3	39.9	12.3	47.8		
Canbury	5.5.94	58.1	15.6	27.2	51.5	5.7	
	3.5.90	62.8	18.5	31.1	41.6	8.8	
Chessington North	5.5.94	53.6	13.8	9.6	76.6		
	3.5.90	62.4	20.3	15.3	64.4		
Chessington South	5.5.94	56.2	26.6	20.7	45.7	7.0	
	3.5.90	58.7	32.2	29.1	38.7		
Coombe	5.5.94	48.4	60.5	17.7	21.7		
	3.5.90	54.8	64.0	18.7	17.4		
Grove <i>By-election</i>	5.5.94	48.8	23.4	15.9	53.9	6.8	
	11.7.91	44.2	28.8	13.7	54.6	2.8	
	3.5.90	54.8	26.9	17.8	47.2	8.2	
Hill	5.5.94	47.3	51.0	18.5	24.4	6.1	
	3.5.90	51.1	55.0	21.0	14.0	10.0	
Hook	5.5.94	59.1	28.5	9.8	61.7		
	3.5.90	61.9	29.2	13.3	53.9	3.6	
Malden Manor	5.5.94	49.5	48.5	27.2	24.3		
	3.5.90	52.8	60.7	23.4	15.9		
Norbiton	5.5.94	52.7	11.8	38.8	33.4	16.0	
	3.5.90	54.2	18.9	58.7	11.9	10.5	
Norbiton Park	5.5.94	57.5	40.6	9.8	46.4	3.3	
	3.5.90	56.1	57.1	20.3	22.6		
St James	5.5.94	51.6	50.1	22.4	27.6		
	3.5.90	57.0	60.5	24.3	15.2		
St Marks	5.5.94	50.7	33.6	10.8	48.7	6.9	
	3.5.90	48.8	44.6	22.0	18.6	14.8	
Surbiton Hill	5.5.94	45.6	41.0	30.6	22.7	5.7	
	3.5.90	45.8	47.7	24.8	15.7	11.7	
Tolworth East	5.5.94	58.7	39.2	11.8	48.9		
	3.5.90	57.3	43.2	13.9	42.9		

Ward	Date	%poll	CON	LAB	LD	Others
						GRE
Tolworth South	5.5.94	49.2	21.1	51.1	23.1	4.8
	3.5.90	58.7	38.8	50.1	11.1	
Tolworth West	5.5.94	59.2	19.5	41.9	38.5	
	3.5.90	56.4	33.4	54.8	11.8	
						GRE
Tudor	5.5.94	55.3	44.5	22.2	33.3	
	3.5.90	60.1	48.8	18.4	22.9	9.8

Results

Berrylands

No change

Gray, Edna E.M.	CON	1,457
Gray, Peter C.	CON	1,446
Clokie, Paul N.H.	CON	1,405
Walker, John B.	LD	970
Cooper-Mitchell, Martin	LD	958
Solanki, Vijay	LD	818
Lee, John A.	LAB	500
Phillips, John	LAB	412
Chakrabarti, Santanu K.	LAB	377
Chaffey, Adrian M.D.	GRE	335

Burlington

No change

Osbourne, Derek R.	LD	1,252
McCleay, Adrian J.	LD	1,198
Frost, Douglas V.P.	CON	706
Jansari, Ravindra P.	CON	672
Wagh, Geoffrey F.J.	LAB	366
Whatley, Barry J.	LAB	352

Cambridge

No change

Haines, Julie A.	LD	1,966
Manders, Ian	LD	1,895
Heamon, Arthur J.	LD	1,854
Frost, Matthew D.P.	CON	928
Metcalfe, Dominic J.	CON	892
Somers, Sellen M.	CON	879
Barker, Audrey M.	LAB	342
Kelly, Molly E.	LAB	304
Richardson, Sally	LAB	295

Canbury

No change

Tilley, John	LD	1,585
Lillicrap, Richard G.	LD	1,565
Twigg, David J.	LD	1,506
Webb, Rosemary	LAB	871
Priest, Christopher R.	LAB	826
Webb, Trevor E.	LAB	768
Cooper, Jonathan M.	CON	479
Beat, Roy S.E.	CON	474
Dunn, Lynne M.	CON	456
Gordon, Duncan M.	GRE	173

Chessington North

No change

Bennett, Brian M.	LD	1,507
Harris, Vicki C.	LD	1,420
Brooker, Emmanuel J.G.	CON	283
Hill, Michael J.	CON	246
Hayball, Dorothy B.	LAB	188
Hayball, John D.	LAB	178

Chessington South

No change

Goodship, Sue	LD	1,684
Scrivens, Sally A.	LD	1,612
Hanna, Jeffrey P.	LD	1,585
Barker, Herbert M.V.	CON	998
Spiers, Ian M.	CON	928
Graham, Stewart	CON	914
Duggan, Christopher J.	LAB	765
Hurst, Peter B.	LAB	761
Michell, Ian R.	LAB	686
Bainbridge, Ann E.	GRE	248

Coombe

No change

Wootton, Kenneth R.	CON	989
Codd, Robin H.I.A.P.	CON	923
Jackson, Paul J.	LD	349
Moss, Michael A.	LD	338
Cooper, David K.J.	LAB	286
Brightley, Leo B.	LAB	274

Grove

No change

Hitchcock, Christine S.	LD	1,611
Bull, Andrew J.	LD	1,548
Oates, Jonathan	LD	1,468
Bowers, Terence W.	CON	686
McHugh, Francis P.	CON	665
Grabman, Leon	CON	661
Williams, John W.	LAB	470
Ireland, Michael J.	LAB	449
Smy, James R.	LAB	444
Stimson, Michael A.	GRE	195

Hill

No change

Edwards, David M.	CON	931
Humphrey, Eric D.	CON	892
Greender, Peter J.	LD	451
Ircha, Andrew P.	LD	420
Rees, Julia A.	LAB	335
Price, Roger J.	LAB	327
Elam, Michael I.	GRE	109

Hook

No change

Reid, Ian A.	LD	1,350
Watts, Mary	LD	1,272
Griffith, Nicola A.	CON	623
Brown, Timothy D.	CON	589
McLoughlin, Shaun	LAB	221
Mould, Rani	LAB	196

Malden Manor

No change

Godden, John S.	CON	908
Clare, Adrian J.	CON	880
Weller, Juliet M.	LAB	510
Kloman, Warren M.	LAB	490
Bloom, Neil	LD	454
White, Caroline S.	LD	441

Norbiton

2 no change - 1 LD gain from LAB

Mama, Steven	LAB	1,233
Reay, Julie A.	LAB	1,230
Power, Anne	LD	1,038
Falchikov, Daniel M.	LD	1,019
Rees, Matthew F.	LAB	1,001
Sivananda, Sinnathamby	LD	931
Forsyth, George A.	GRE	478
French, Gavin N.	CON	361
Stephens, Rupert StJ.	CON	357
Parry, Mark S.	CON	333

Norbiton Park

2 LD gains from CON

Ozanne, Jennifer	LD	1,086
Stratford, Jonathan E.M.	LD	1,048
Reardon, Jeffrey A.	CON	937
Hartfree, Frank	CON	931
Jones, Gerald A.	LAB	241
Waugh, Sharon	LAB	211
Vidler, Jean	GRE	75

St James

No change

Fraser, David H.	CON	1,350
Amson, Michael G.	CON	1,248
Pandya, Rajendra	CON	1,111
McDonald, Heather E.	LD	711
Folkes, Alexander J.StG.	LD	698
Stotesbury, Peter H.	LD	633
Bennett, Barry G.	LAB	573
Leonard, Thomas J.	LAB	553
Marsden, Philip E.	LAB	533

St Marks

3 LD gains from CON

Goring, Gerry Y.	LD	1,656
Tankard, Jennifer L.	LD	1,565
Watts, Mary C.	LD	1,497
Matthews, Rupert O.	CON	1,101
Campbell, Karon E.	CON	1,092
Johnston, Paul J.	CON	1,060
Cheston, Arthur G.	LAB	360
James, Frances	LAB	354
James, Mary O.	LAB	337
Lake, Martin	GRE	224

Surbiton Hill

No change

Bradford, Justin N.	CON	1,058
Smith, Jane O.	CON	1,048
Gaur, Albertine	CON	1,037
Banks, Anthony J.	LAB	821
Coath, Christopher R.	LAB	769
Ellis, Robert W.	LAB	756
Abbott, Anthony J.	LD	623
Davies, Rolson J.	LD	575
Eyre-Brook, Robert W.	LD	541
Holmes, Brian J.	GRE	145

Tolworth East

2 LD gains from CON

Ward, David C.	LD	1,102
Rosenthal, Edmond M.	LD	1,068
Hunt, Christopher B.	CON	876
Dale, Leslie G.P.	CON	863
Cox, Trevor J.	LAB	268
Simmonds, Laurence G.	LAB	257

Tolworth South

No change

Flux, Toby	LAB	973
Wright, Paul S.	LAB	892
Davies, Angela T.	LD	426
Hutson, Kevin G.	LD	417
Whiting, Philip E.	CON	390
Groves, Peter F.	CON	380
Duffy, James	GRE	87

Tolworth West

No change

Monk, Loraine	LAB	1,009
Thorn, Jeremy J.	LAB	938
Cooke, Celia G.	LD	905
Nias, Anthony H.W.	LD	885
Ribbins, Trevor H.F.	CON	459
Bradford, Adam G.	CON	448

Tudor

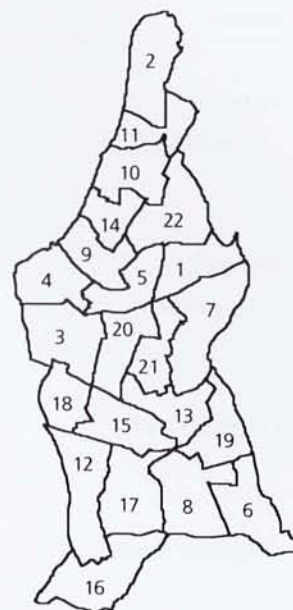
No change

Cunningham, David H.	CON	1,460
Edgington, Quentin R.	CON	1,396
Doe, Dennis	CON	1,351
Bloom, Louise A.	LD	1,116
Leach, Christopher D.S.	LD	1,039
Harris, Stephen J.	LD	986
Richardson, Marion	LAB	705
Kelly, Robert C.	LAB	699
Chester, Derrick F.	LAB	692

Lambeth

No overall control

- | | |
|-----------------|--------------------|
| 1 Angell | 12 St Leonard's |
| 2 Bishop's | 13 St Martin's |
| 3 Clapham Park | 14 Stockwell |
| 4 Clapham Town | 15 Streatham Hill |
| 5 Ferndale | 16 Streatham South |
| 6 Gipsy Hill | 17 Streatham Wells |
| 7 Herne Hill | 18 Thornton |
| 8 Knight's Hill | 19 Thurlow Park |
| 9 Larkhall | 20 Town Hall |
| 10 Oval | 21 Tulse Hill |
| 11 Prince's | 22 Vassall |



State of the Parties 1964-94

	CON	LAB	LD	Others	Total
5.5.94	16	24	24	-	64
3.5.90	20	40	4	-	64
8.5.86	21	40	3	-	64
6.5.82	27	32	5	-	64
4.5.78	22	42	-	-	64
4.5.74	14	46	-	-	60
13.5.71	9	51	-	-	60
9.5.68	57	3	-	-	60
7.5.64	18	42	-	-	60

% Share of the Poll

	% poll	CON	LAB	LD	Others
5.5.94	43.0	25.5	34.6	32.1	7.8
3.5.90	45.9	32.9	43.7	11.2	12.2
8.5.86	47.7	34.6	42.8	19.3	3.3
6.5.82	44.7	39.4	33.2	26.9	0.5
4.5.78	37.4	46.9	49.2	2.5	1.4
4.5.74	30.4	38.6	52.7	7.2	1.5
13.5.71	36.8	37.8	60.2	1.3	0.7
9.5.68	30.8	65.4	31.1	2.5	1.0

Changes 1990-94

	CON	LAB	LD	Others	Total
Old Council 1994	18	26	9	10	63
Vacancies	-	-1	-	-	-1
By-elections	-2	-4	+6	-	-
Transfers of Allegiance	-	-9	-1	+10	-
3.5.90	20	40	4	-	64

General Statistics

		Lambeth	London
May 1994	Electorate	174,828	4,872,088
Census 1991	Resident population aged 18+	192,487	5,228,925
	% Resident population of retirement age	14.7	16.8
	% Black and other ethnic minority groups	30.3	20.2
	% Households with child(ren) aged under 5	13.0	12.8
	% Households with only one adult and child(ren)	8.2	4.8
	% Households with an adult living alone	37.8	31.9
	% Households with over 1.0 persons per room	5.1	4.1
	% Households with 2 cars or more	9.6	18.2
	% Households in owner-occupied accommodation	36.3	57.2
May 1994	% Unemployed	20.1	12.9
April 1994	Band 'D' Council Tax	£629.84	£533.91

% Share of the Poll

Ward	Date	%poll	CON	LAB	LD	Others			
						GRE	IDEM	IND	
Angell <i>by-election</i>	5.5.94	36.1	5.6	44.8	19.0	7.7	22.9		
	4.3.93	28.6	16.8	37.3	40.3	3.5	-	2.0	
	3.5.90	35.0	18.0	66.7	-	15.3			
Bishop's <i>by-election</i>	5.5.94	43.1	4.8	33.8	56.9	1.6	-	2.9	
	25.3.93	41.6	10.4	25.9	52.0	-	-	-	11.6
	3.5.90	40.9	22.6	56.1	12.4	-	8.9		
Clapham Park	5.5.94	44.5	37.2	38.5	24.2				
	3.5.90	47.8	43.5	35.6	7.8	13.1			
Clapham Town	5.5.94	46.0	36.1	36.9	27.1				
	3.5.90	49.1	36.5	45.3	7.4	10.8			
Ferndale	5.5.94	33.1	11.0	51.3	23.7	10.8	3.3		
	3.5.90	38.6	17.7	59.9	10.2	12.2			
Gipsy Hill	5.5.94	44.4	41.5	34.5	17.5	6.5			
	3.5.90	51.0	38.4	42.5	9.3	9.8			
Herne Hill	5.5.94	46.5	33.0	43.7	12.3	9.3	1.7		
	3.5.90	48.3	32.1	45.5	8.5	13.9			
Knight's Hill	5.5.94	42.2	44.7	33.3	22.0				
	3.5.90	49.4	41.4	37.2	9.2	12.2			
Larkhall	5.5.94	35.1	9.5	45.9	42.7	-	1.9		
	3.5.90	39.5	22.0	57.8	8.4	11.8			
Oval <i>By-election</i>	5.5.94	45.1	7.3	28.4	47.8	6.5	1.4	8.6	
	22.7.93	37.2	7.9	29.6	52.0	1.9	-	8.5	
	3.5.90	42.0	23.7	47.2	7.5	11.7	-	-	9.9
Prince's	5.5.94	48.1	7.1	28.8	62.2	-	1.8		
	3.5.90	52.1	13.6	32.6	44.9	5.7	-	3.3	
St Leonard's	5.5.94	44.1	43.8	22.1	34.1				
	3.5.90	45.1	49.0	33.1	8.2	9.7			
St Martin's <i>By-election</i>	5.5.94	43.3	38.7	39.6	17.4	-	4.4		
	12.12.91	26.0	61.8	22.9	11.6	3.7			
	3.5.90	45.3	37.6	43.3	9.6	9.5			

Ward	Date	%poll	CON	LAB	LD	Others			
						GRE	IDEM	IND	
Stockwell	5.5.94	45.3	14.1	32.2	48.2	3.9	1.5		
<i>By-election</i>	10.12.92	29.8	27.0	38.0	32.9	1.0	-	1.0	
	3.5.90	43.8	28.0	52.8	8.0	11.3			
						GRE	IDEM	IND	
Streatham Hill	5.5.94	44.3	19.6	20.3	54.5	5.6			
<i>By-election</i>	10.6.93	33.7	21.0	13.8	64.2	1.1			
<i>By-election</i>	10.12.92	33.8	30.7	13.3	52.3	-	3.8		
<i>By-election</i>	13.2.92	43.8	37.3	22.7	38.9	1.2			
	3.5.90	50.1	42.8	33.3	12.9	11.0			
						GRE			
Streatham South	5.5.94	49.7	48.8	34.2	17.0				
	3.5.90	51.3	48.3	35.6	8.6	7.5			
						GRE			
Streatham Wells	5.5.94	44.9	28.6	19.5	46.1	5.8			
	3.5.90	49.8	32.1	28.5	31.4	8.1			
						GRE	IND		
Thornton	5.5.94	54.4	22.0	33.3	39.3	-	5.5		
	3.5.90	55.3	43.6	42.4	5.8	8.1			
						GRE			
Thurlow Park	5.5.94	49.5	55.7	20.5	23.7				
	3.5.90	53.9	53.3	27.6	10.4	8.7			
						GRE			
Town Hall	5.5.94	39.0	21.0	47.4	18.2	13.3			
<i>By-election</i>	18.7.91	37.5	31.4	38.8	23.3	6.5			
	3.5.90	45.2	28.3	49.9	6.6	15.2			
						COM	GRE	IDEM	MLAB
Tulse Hill	5.5.94	38.8	10.1	45.0	14.3	-	9.6	2.2	18.7
	3.5.90	42.5	15.3	53.3	8.9	6.3	16.2		
						GRE	IDEM		
Vassall	5.5.94	36.2	8.6	36.1	43.3	7.9	4.1		
	3.5.90	38.8	24.9	57.1	5.6	12.4			

Results

Angell

2 no change - 1 LAB gain from LD

Ashley, Catherine H.	LAB	1,188
Fairbank, Charles E.	LAB	1,079
Cooley, Stephen A.	LAB	1,075
Woolford, Raymond D.	IDEM	673
Butler, Angela	IDEM	528
Butler, Thomas C.	IDEM	506
Lawman, Sandra J.	LD	506
Roy, Smarajit	LD	461
Czarnecki, Marcus J.	LD	449
Black, Susan E.	GRE	192
Angel, Sheila	CON	165
Helden, Hector	CON	136
Winbourne, Barbara	CON	118

Bishop's

1 no change - 2 LD gains from LAB

Prentice, Sally	LD	1,787
Truesdale, Peter J.	LD	1,599
Williams, Gilbert E.	LD	1,573
Anderson, Pauline M.	LAB	1,027
Evers, Marilyn	LAB	961
Brett, Amelia J.	LAB	956
Holt, Charles P.	CON	144
Kendall, William B.	CON	144
Wilde, Peter K.	CON	127
Stacey, Linda C.	IDEM	84
Marriott, Martin	COM	47

Clapham Park

3 LAB gains from CON

Ling, Ruth M.	LAB	1,435
Roberts, Jonathan D.V.	LAB	1,394
Webb, Shelagh O.	LAB	1,357
Parker, Rodney K.	CON	1,351
Parker, Amrita	CON	1,348
Shakespeare, Rodney A.	CON	1,346
James, Yvonne-Michelle	LD	938
Young, Joyce E.	LD	860
Kolb, Colin L.	LD	834

Clapham Town

2 no change - 1 CON gain from LAB

Callinan, Joseph	LAB	1,327
Gentry, Bernard A.R.	CON	1,314
English, Michael	LAB	1,251
Hall, Desmond K.	LAB	1,240
Hayes, Andrew R.	CON	1,222
Swannick, John	CON	1,198
Canty, Jason S.	LD	967
Gardner-Brown, Maria M.	LD	938
Manning, James	LD	900

Ferndale

No change

Cooper-King, Denis E.	LAB	1,453
Harrison, John E.	LAB	1,432
Murnaghan, Timothy P.	LAB	1,407
Avebury, Lindsay J.	LD	743
Pinkava, Pavel	LD	625
Siraut, John J.	LD	612
Davis, Alison J.	CON	353
Shepherd, Penelope A.	GRE	300
Longe, Marc A.	CON	288
Pollard, James H.G.	CON	277
Clark, Mary	IDEM	134
Peters, Lesley	IDEM	83
Nono, Phyllis	IDEM	61

Gipsy Hill

3 CON gains from LAB

Grigg, Janet	CON	1,551
Green, David E.	CON	1,540
Elphicke, Charles B.A.	CON	1,510
Whaley, Stephen P.	LAB	1,287
Schumann, Marion M-T.	LAB	1,268
Mountford-Smith, Peter A.	LAB	1,266
Pickstone, Margaret L.J.	LD	666
Medway, John R.	LD	648
McClorry, Andrew G.	LD	632
Parham, John E.	GRE	241

Herne Hill

No change

Dickson, James C.	LAB	1,649
Roe, Andrew G.	LAB	1,534
O'Connell, Peter G.	LAB	1,500
A'Court, Russell J.	CON	1,227
Smith, Laurence D.	CON	1,156
Pycock, Graham H.	CON	1,150
Gifford, Andrew	LD	466
Hewett, Emma M.	LD	465
Truslove, Andrew R.	LD	381
Grant, Simon	GRE	333
Lackey, Thomas S.	IDEM	61

Knight's Hill

No change

Evans, Peter J.	CON	1,554
Chambers, Hugh D.B.	CON	1,547
Driver, Jonathan M.	CON	1,516
Hynes, William	LAB	1,222
Leon, Lloyd A.	LAB	1,136
Ohen, John C.	LAB	1,078
Kemp, Helen C.J.	LD	800
Baines, Malcolm I.	LD	783
Roy, Manjula	LD	687

Larkhall

2 no change - 1 LD gain from LAB

Jones, Margaret E.	LAB	1,277
Tapsell, Elizabeth A.	LAB	1,136
Cronly, Maurice K.	LD	1,121
Twelves, Joan K.	LAB	1,115
Mitchell, Patrick R.	LD	1,088
Stewart, Roger P.D.	LD	1,074
Fleming, Innes J.	CON	261
Galbraith, Tanya L.	CON	236
Pattman, John M.	CON	234
Slatter, Jean	IDEM	52
Thompson, Helen	IDEM	48
Roxburgh, Mae D.	IDEM	46

Oval

1 no change - 2 LD gains from LAB

Crichton Stuart, Marietta F.	LD	1,896
Hamilton Mayer, Adrian D.	LD	1,693
Sawdon, Andrew J.	LD	1,590
Adkins, Colin M.	LAB	1,064
Bawden, Rupert	LAB	1,054
Hogan, Ambrose D.	LAB	967
Nally, Steven P.	MLAB	310
Selous, Andrew E.A.	CON	279
Selous, Harriet V.	CON	260
Dunnett, Andrew P.	CON	254
Wilks, Martin	GRE	236
Close, Ray	IDEM	50

Prince's

No change

Tuffrey, Michael W.	LD	1,782
Liddle, Roger J.	LD	1,736
Fitchett, Keith E.	LD	1,663
Garvey, Peter E.	LAB	835
Leyland, Michael A.J.	LAB	794
Chant, Raymond K.	LAB	770
Giles, Paul H.	CON	204
Galbraith, Jeremy H.	CON	193
Gibson, Elizabeth M.	CON	193
Coleman, Anita	IDEM	51

St Leonard's

No change

Griffiths, David G.	CON	1,448
Jones, Hugh B.N.	CON	1,378
McKay, Nicholas J.	CON	1,339
Doyle, Robert J.	LD	1,142
Halley, Jeremy W.	LD	1,079
Patel, Rajnikant R.	LD	1,022
Billington, Nicola M.	LAB	741
Simpson, Peter	LAB	700
Abu-Bakr, Mohammed Z.	LAB	663

St Martin's

No change

Franklin, Thomas G.	LAB	1,221
Green, Anthony R.	CON	1,179
Smith, Toren J.	LAB	1,168
Coombs, Richard C.P.	CON	1,143
Anyanwu, Donatus	LAB	1,133
Cannon, Peter A.	CON	1,117
Baines, Vivienne J.	LD	545
Waite, John P.T.	LD	504
Ward, Henry R.	LD	494
Gardiner, David	IND	162
Hawkins, Irene T.	IND	97

Stockwell

3 LD gains from LAB

Barker, Christopher A.H.	LD	1,560
Bevan, Alan W.	LD	1,495
Bottrall, Anthony F.	LD	1,457
Adams, Simon H.	LAB	1,041
Crook, Janet C.	LAB	1,008
McCay, John G.	LAB	967
Best, Keith L.	CON	492
Kamall, Syed S.	CON	424
Patient, Richard J.	CON	399
Crush, Peter J.	GRE	123
Afari, Mercy	IDEM	48

Streatham Hill

No change

Bradescu, John R.	LD	2,087
Coninx, Jeremy F.	LD	2,079
Trott, David J.	LD	1,964
Byrne, Patrick D.	LAB	792
Moore, Clare	LAB	790
Bloomfield, John B.	CON	763
Graham, Kenneth E.J.	CON	726
Stanbury, Steven G.	CON	718
Waring, Amanda J.D.	LAB	703
Keen, Andrew	GRE	212

Streatham South

No change

Hooberman, Simon M.	CON	1,834
Castle, Edward M.	CON	1,822
Bays, Anthony W.	CON	1,810
Hill, Andrew D.	LAB	1,330
Morgan, Amanda L.	LAB	1,251
Correa, Michael C.	LAB	1,244
Collins, Valerie A.	LD	687
James, Paul	LD	608
Yarwood, Irene M.	LD	608

Streatham Wells

1 no change - 2 LD gains from CON

Heather, Julian P.	LD	1,972
Hayes-Mojon, Daphne K.	LD	1,877
Young, Michael J.	LD	1,842
Greenwood, Robert E.G.	CON	1,214
Hope, Richard A.	CON	1,171
Letizia, Gianfranco	CON	1,149
Hill, Robert	LAB	836
Hill, Shirley A.	LAB	826
Hilliard, Esme	LAB	752
Coles, Richard P.	GRE	239

Thornton

1 LD gain from LAB - 1 LD gain from CON

Pindar, Maltby J.	LD	1,244
Warner, David C.	LD	1,204
Daley, Rudolph A.	LAB	1,065
Goddard, Ty	LAB	1,009
Bennett, Roger M.	CON	718
Lodge, Oliver A.W.	CON	653
Bird, Ronald C.	IND	171

Thurlow Park

No change

Whelan, Clare R.	CON	1,402
Whelan, John A.	CON	1,364
Mele, Maureen A.	LD	593
Thurburn, Andrew J.	LD	585
Darby, Ian J.	LAB	524
Patel, Noshirwan J.	LAB	496

Town Hall

No change

Curtis, Geraldine M.	LAB	1,647
Wilkinson, Geoffrey	LAB	1,637
Cattermole, Christopher N.	LAB	1,623
Christie, Egbert G.	CON	736
Baron, John C.	CON	735
Binder, Elsie	LD	706
Barnes, Roger D.	CON	705
Brack, Duncan M.R.	LD	596
Young, Henry J.M.	LD	580
Baker, Roger C.L.	GRE	460

Tulse Hill

No change

Hughes, Daniel J.	LAB	1,651
Salisbury-Jones, David N.	LAB	1,525
Watson, Pauline A.	LAB	1,486
Hollifield, Anne E.	MLAB	647
Gilbert, Lucy U.	LD	513
Morland, Laura J.	LD	485
Evans, Timothy D.D.	LD	481
Watson, Paula	GRE	393
Jones, Anthony E.	CON	390
Green, Deborah	CON	347
Lidell-Grainger, Charles M.	CON	313
Collins, William S.B.	GRE	268
Valentine, Catherine	IDEM	77

Vassall

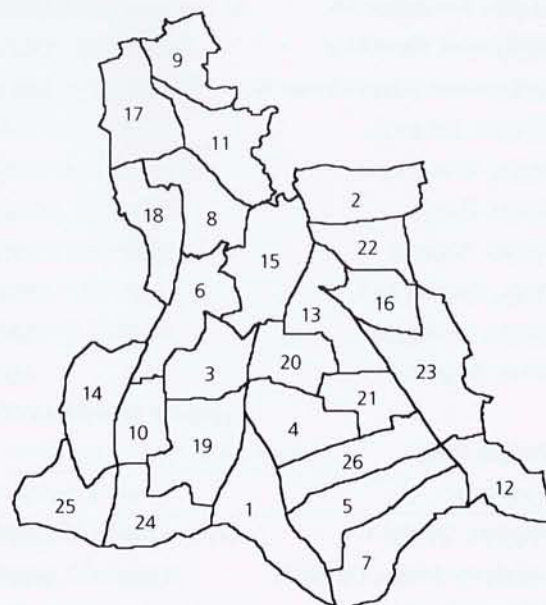
3 LD gains from LAB

Denny, John F.	LD	1,375
Bowring, Geoffrey P.	LD	1,359
Jennings, Brian D.T.	LD	1,303
Eshun, Benn	LAB	1,195
Glazier, Stephen J.	LAB	1,113
McKenna, Alexander	LAB	1,065
Pattman, Judith M.	CON	274
Shakespeare, Anthony J.	CON	271
Royle, Henrietta S.	CON	259
Mitchell, Tean J.	GRE	246
Chamberlain, Stephen R.	IDEM	144
Diaper, James W.	IDEM	124
Anagnos, George	IDEM	112

Lewisham

Labour administration

1 Bellingham	14 Horniman
2 Blackheath	15 Ladywell
3 Blythe Hill	16 Manor Lee
4 Catford	17 Marlowe
5 Churchdown	18 Pepys
6 Crofton Park	19 Perry Hill
7 Downham	20 Rushey Green
8 Drake	21 St Andrew
9 Evelyn	22 St Margaret
10 Forest Hill	23 St Mildred
11 Grinling Gibbons	24 Sydenham East
12 Grove Park	25 Sydenham West
13 Hither Green	26 Whitefoot



State of the Parties 1964-94

	CON	LAB	LD	Others	Total
5.5.94	1	63	3	-	67
3.5.90	6	58	3	-	67
8.5.86	17	50	-	-	67
6.5.82	26	41	-	-	67
4.5.78	23	44	-	-	67
4.5.74	11	49	-	-	60
13.5.71	4	56	-	-	60
9.5.68	44	16	-	-	60
7.5.64	15	45	-	-	60

% Share of the Poll

	% poll	CON	LAB	LD	Others
5.5.94	41.0	22.4	60.0	14.9	2.7
3.5.90	45.2	30.9	54.1	6.5	8.5
8.5.86	45.6	34.6	47.1	15.5	2.8
6.5.82	41.5	35.0	40.2	24.3	0.6
4.5.78	43.6	45.1	49.7	1.4	3.8
4.5.74	36.6	35.3	54.7	8.6	1.4
13.5.71	41.8	33.8	63.2	1.8	1.1
9.5.68	35.7	61.0	35.4	2.7	0.9

Changes 1990-94

	CON	LAB	LD	Others	Total
Old Council 1994	6	58	3	-	67
Vacancies	-	-	-	-	-
By-elections	-	-	-	-	-
Transfers of Allegiance	-	-	-	-	-
3.5.90	6	58	3	-	67

General Statistics

		Lewisham	London
May 1994	Electorate	172,649	4,872,088
Census 1991	Resident population aged 18+	180,253	5,228,925
	% Resident population of retirement age	16.8	16.8
	% Black and other ethnic minority groups	22.0	20.2
	% Households with child(ren) aged under 5	13.6	12.8
	% Households with only one adult and child(ren)	7.0	4.8
	% Households with an adult living alone	33.0	31.9
	% Households with over 1.0 persons per room	4.1	4.1
	% Households with 2 cars or more	12.7	18.2
	% Households in owner-occupied accommodation	47.8	57.2
May 1994	% Unemployed	17.2	12.9
April 1994	Band 'D' Council Tax	£559.53	£533.91

% Share of the Poll

Ward	Date	%poll	CON	LAB	LD	Others	
Bellingham	5.5.94	38.2	21.5	78.5	-		
	3.5.90	44.7	24.4	67.3	8.3		
						GRE	SDP
Blackheath	5.5.94	44.2	25.4	60.8	13.8		
	3.5.90	53.3	38.6	44.6	-	8.9	7.9
						GRE	
Blythe Hill	5.5.94	42.2	19.7	55.7	13.1	11.5	
	3.5.90	49.4	39.1	49.5	-	11.4	
						GRE	NF
Catford	5.5.94	45.2	41.6	47.5	11.0		
	<i>By-election</i>	16.7.92	31.6	60.0	27.4	11.2	- 1.5
	3.5.90	48.8	48.0	40.0	-	12.0	
Churchdown	5.5.94	44.7	22.6	57.9	19.5		
	3.5.90	53.2	38.7	52.6	8.7		
						GRE	
Crofton Park	5.5.94	42.8	18.5	66.0	15.5		
	3.5.90	46.8	28.2	50.9	-	20.8	
Downham	5.5.94	50.9	7.4	34.8	57.9		
	<i>By-election</i>	19.3.92	46.6	18.3	36.0	45.7	
	3.5.90	53.8	14.7	34.4	51.0		
						GRE	
Drake	5.5.94	33.6	9.6	58.2	14.6	17.6	
	3.5.90	37.7	16.9	60.1	-	23.1	
						GRE	
Evelyn	5.5.94	30.5	11.7	69.6	18.8		
	3.5.90	34.9	15.2	69.8	-	15.0	
Forest Hill	5.5.94	40.9	27.4	72.6	-		
	3.5.90	44.3	36.3	63.7	-		
						GRE	
Grinling Gibbons	5.5.94	31.0	9.6	63.7	11.5	15.1	
	3.5.90	34.6	14.7	65.5	-	19.8	
Grove Park	5.5.94	43.1	31.6	54.3	14.1		
	3.5.90	47.0	41.5	49.5	9.0		
Hither Green	5.5.94	38.3	28.2	71.8	-		
	3.5.90	42.2	28.3	62.5	9.2		
Horniman	5.5.94	45.6	37.4	47.4	15.2		
	3.5.90	46.3	43.6	46.3	10.0		
						GRE	
Ladywell	5.5.94	36.8	13.5	68.8	17.7		
	<i>By-election</i>	26.11.92	14.7	27.8	72.2	-	
	3.5.90	41.1	21.0	61.7	-	17.4	
						GRE	SDP
Manor Lee	5.5.94	46.1	14.7	70.0	15.3		
	3.5.90	50.2	23.2	55.7	-	12.4	8.7

Ward	Date	%poll	CON	LAB	LD	Others	
						NF	
Marlowe	5.5.94	34.9	8.4	67.5	15.7	8.4	
	3.5.90	36.9	16.6	83.4	-		
Pepys	5.5.94	36.9	15.4	84.6	-		
<i>by-election</i>	17.10.91	26.1	19.6	60.3	20.1		
	3.5.90	40.5	16.8	83.2	-		
						GRE	NF
Perry Hill	5.5.94	44.5	26.0	57.0	16.9		
<i>by-election</i>	15.10.92	30.8	36.5	56.5	5.7	-	1.4
	3.5.90	45.5	36.7	50.7	-	12.6	
Rushey Green	5.5.94	37.4	16.2	72.7	11.2		
	3.5.90	39.6	23.0	67.6	9.3		
						IND	
St Andrew	5.5.94	47.6	23.5	45.9	26.3	4.4	
	3.5.90	50.6	32.6	37.7	29.7		
						ILAB	NF
St Margaret	5.5.94	47.6	24.3	60.7	15.0		
<i>by-election</i>	20.8.92	40.1	42.6	52.0	4.4	-	1.0
	3.5.90	53.5	37.2	50.1	8.5	4.2	
						SDP	
St Mildred	5.5.94	49.1	41.9	44.0	14.1		
	3.5.90	51.6	47.9	39.8	-	12.3	
						GRE	
Sydenham East	5.5.94	37.7	21.1	64.2	-	14.8	
	3.5.90	42.7	31.2	54.9	-	14.0	
						GRE	
Sydenham West	5.5.94	40.4	22.5	57.8	19.7		
	3.5.90	44.7	35.5	49.5	7.2	7.8	
Whitefoot	5.5.94	41.7	33.4	53.0	13.6		
	3.5.90	48.0	40.2	51.6	8.2		

Results

Bellingham

No changes

O'Shea, John A.	LAB	1,591
Stockbridge, Ronald J.	LAB	1,515
Pratt, Rosemary A.	CON	426
Smith, Margaret R.	CON	425

Blackheath

No changes

Moore, Gavin F.	LAB	1,334
Nash, Heidi A.	LAB	1,259
Fox, William J.	CON	554
Marshall, Guy K.P.	CON	529
Porter, David	LD	309
Scott-Phillips, Eric J.	LD	278

Blythe Hill

No changes

Eytle, James L.H.	LAB	1,273
Scott, Sylvia E.	LAB	1,092
Fraser-Howells, Jonathan	CON	446
Whitelaw, Ruth E.	CON	390
Christensen, Carlton	LD	278
Gingell, John	GRE	244

Catford

2 LAB gains from CON

Porter, Alan K.	LAB	1,185
Handley, Carl R.	LAB	1,125
Greenwood, Richard	CON	1,042
Atkinson, Victor N.	CON	981
Herring, Brian	LD	270
Adetona, Adebayo	LD	265

Churchdown

No changes

Moran, Margaret	LAB	1,844
Jordan, Clive R.	LAB	1,730
Hayee, Foqia	LAB	1,624
Lee, Andrew J.	CON	713
Greensitt, Ghislaine P.	CON	667
Lee, Ronald E.	CON	653
Hurst, Janet R.	LD	584

Crofton Park

No changes

Lovett, Sally P.	LAB	2,212
Taylor, Nicholas J.W.	LAB	2,187
Garcha, Gurbakhsh S.	LAB	2,070
Barnes, Pamela	CON	682
Hurley, Kate L.	CON	593
Furze, David C.	CON	538
Altwarg, Robin	LD	506

Downham

No changes

Hawkins, Julian A.	LD	1,730
Morgan-Huws, Marc O.	LD	1,712
Huntbach, Matthew M.	LD	1,664
Hyne, Dorothy	LAB	1,089
Neal, Frances M.	LAB	1,021
Thompson, Beverley	LAB	958
Simpson, Clifford J.A.	CON	221
Bennett, Susan E.	CON	219
Draper, Eglantine M.	CON	209

Drake

No changes

Scott, Terence C.	LAB	1,706
Adefiranye, Obajimi	LAB	1,691
Parmar, Jarman S.	LAB	1,631
Murrell, Alexandra M.	GRE	508
Adderley, Keith H.	LD	419
Barnes, Thomas W.	CON	334
Moorhouse, Judith F.	CON	263
Moorhouse, Peter J.	CON	233

Evelyn

No changes

Edmond, Mary I.	LAB	1,664
Nottingham, Mark E.	LAB	1,557
Ng, Mee L.	LAB	1,376
Wells, Peter	LD	414
Asplin, Dawn W.	CON	285
Warren, William	CON	251
O'Donnell, Audrey J.	CON	234

Forest Hill

No changes

Addison, Jacqueline A.	LAB	1,430
Paschoud, John	LAB	1,295
Ball, Margaret D.	CON	546
Punyer, Margaret A.	CON	484

Grinling Gibbons

No changes

Brown, Dave	LAB	1,533
Mallory, James	LAB	1,409
Mohan, Man	LAB	1,351
Beck, Benjamin S.	GRE	340
Addison, Doris	CON	266
Scott-Phillips, Janet N.	LD	259
Squires, Margaret R.	CON	202
Titzell, William T.	CON	182

Grove Park

No changes

Macdonald, John	LAB	1,166
Arain, Ashtaq	LAB	980
Anderson, Barrie P.	CON	658
Bellers, William L.	CON	590
Nunn, Charles	LD	279
Davies, Mairghread S.	LD	278

Hither Green

No changes

Wilson, David C.	LAB	2,044
Brown, Solomon U.	LAB	1,943
Link, Anthony F.	LAB	1,929
Olley, Barry J.	CON	837
Newland, Hilda	CON	758
Richards, Philip	CON	729

Horniman

2 no changes - 1 LAB gain from CON

Elliott, Stewart L.	LAB	1,584
Simpson, Angelina	LAB	1,490
Oke, Tayo	LAB	1,421
Bradshaw, Angela	CON	1,206
Cramp, Charles R.	CON	1,175
Patton, Anthony T.	CON	1,164
Collins, Eileen L.	LD	479

Ladywell

No changes

Eze-Iloghalu, Miriam	LAB	1,772
Newing, Paul	LAB	1,745
Stevenson, James	LAB	1,721
James, John E.	LD	450
Shilling, Thelma H.	CON	362
Eaton, Catherine	CON	335
Lindsay, Gordon P.	CON	333

Manor Lee

No changes

Long, Madeliene M.	LAB	1,762
Sullivan, David P.	LAB	1,658
Hawkins, Linda F.	LD	417
Barnett, Caroline P.F.	CON	390
Picton, Eleanor M.	CON	329
Maltby, Herbert F.P.	LD	328

Marlowe

No changes

Padmore, Stephen	LAB	1,676
Capone, Eddie	LAB	1,649
Watt, Ruth M.	LAB	1,564
Keaveney, Patrick	LD	412
Keaveney, Paula C.	LD	393
Martin, Alec O.	LD	329
Freeman, Carolyn R.	CON	227
Asplin, Paul	CON	208
Johnson, Anthony	NF	203
Wright, James	CON	175

Pepys

No changes

Cornforth, Angela J.	LAB	2,128
Rudd, John C.	LAB	2,102
Page, Ian G.	LAB	2,015
Ward, Iris B.	CON	420
Cregan, Vanessa J.	CON	361
Ward, Frank G.	CON	360

Perry Hill

No changes

Hastie, Colin S.	LAB	2,018
Till, Alan R.	LAB	1,984
Rodger, Duncan R.	LAB	1,961
Hart, Adam D.	CON	997
Shooter, Huw L.	CON	874
Sharif, Khalid	CON	852
Brown, Frederick R.	LD	589

Rushey Green

No changes

Arnold, Ian	LAB	1,530
Gnanapragasam, Bala	LAB	1,290
Bradshaw, Charles R.	CON	320
Mills, Robert	CON	308
Bennett, John A.	LD	225
Fortune, Roger B.	LD	208

St Andrew

No changes

Holder, Michael V.	LAB	1,140
Gonsalves, Claude	LAB	1,132
Griffiths, Tudor	LD	688
Smith, Andrew	LD	612
Vickers, Peter	CON	586
Light, Robert S.	CON	578
White, Russell J.K.	IND	108

St Margaret

No changes

Austin, Glyn	LAB	1,596
Whiting, David J.	LAB	1,412
Welsh, John T.	CON	608
Town, Richard	CON	596
Brooks, Ben	LD	371

St Mildred

1 no change - 2 LAB gains from CON

Alsworth, Glyn	LAB	1,819
Conway, Kelly A.	LAB	1,752
Lawrence, Andrew W.J.	CON	1,707
Britton, David S.	CON	1,694
Kabir, Mahmuda	LAB	1,627
McInnes, David J.	CON	1,559
McKee, Patrick A.	LD	613
Pooley, Brenda W.	LD	537
Sumption, Evelyn M.	LD	519

Sydenham East

No changes

Best, Chris	LAB	1,783
Bullock, Steve	LAB	1,636
Pegg, Alan E.	LAB	1,551
Dodd, Henriette L.	CON	587
Keighley, Irene V.M.	CON	536
Pawley, Roger G.	CON	508
Wilson, Ronald P.	GRE	381

Sydenham West

No changes

Curran, Liam K.	LAB	1,852
Feather, Harold R.	LAB	1,775
McLaughlin, William G.	LAB	1,716
Ockendon, Colin S.	CON	729
Shooter, Pamela B.B.	CON	677
Waugh, David M.	CON	677
Bennett, Mark A.	LD	606

Whitefoot

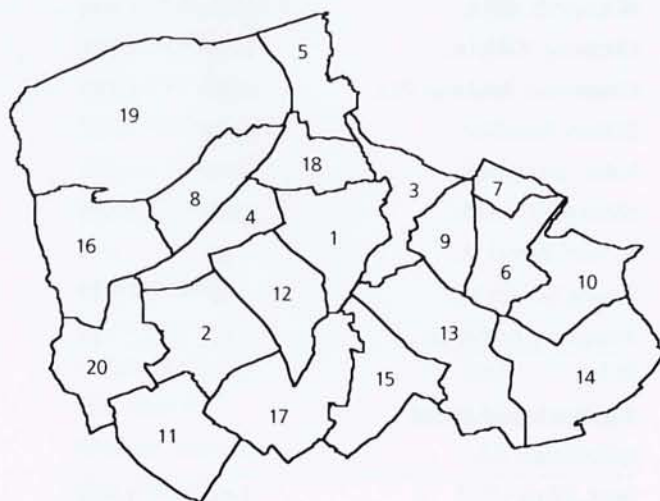
No changes

Carlisle, Liam M.	LAB	992
Kisicki, Carl P.	LAB	939
Coombs, Eric J.	CON	629
Chambers, Allan	CON	586
Day, Russell	LD	259
Hawkins, William C.	LD	236

Merton

Labour administration

- | | |
|-----------------|------------------|
| 1 Abbey | 11 Lower Morden |
| 2 Cannon Hill | 12 Merton Park |
| 3 Colliers Wood | 13 Phipps Bridge |
| 4 Dundonald | 14 Pollards Hill |
| 5 Durnsford | 15 Ravensbury |
| 6 Figge's Marsh | 16 Raynes Park |
| 7 Graveney | 17 St Helier |
| 8 Hillside | 18 Trinity |
| 9 Lavender | 19 Village |
| 10 Longthornton | 20 West Barnes |



State of the Parties 1964-94

	CON	LAB	LD	Others	Total
5.5.94	10	40	3	4	57
3.5.90	22	29	-	6	57
8.5.86	29	25	-	3	57
6.5.82	44	13	-	-	57
4.5.78	39	15	-	3	57
4.5.74	29	22	-	3	54
13.5.71	21	29	-	4	54
9.5.68	46	4	-	4	54
7.5.64	25	26	-	3	54

% Share of the Poll

	% poll	CON	LAB	LD	Others
5.5.94	49.5	27.5	44.9	13.8	13.7
3.5.90	53.7	38.5	40.0	6.0	15.5
8.5.86	49.8	40.2	35.5	20.9	3.4
6.5.82	47.5	50.9	25.8	21.5	1.8
4.5.78	46.4	52.6	34.7	8.3	4.4
4.5.74	42.1	47.3	37.4	11.5	3.8
13.5.71	41.6	44.0	49.0	3.3	3.8
9.5.68	39.9	60.6	25.9	8.1	5.4

Changes 1990-94

	CON	LAB	LD	Others	Total
Old Council 1994	22	29	-	6	57
Vacancies	-	-	-	-	-
By-elections	-	-	-	-	-
Transfers of Allegiance	-	-	-	-	-
3.5.90	22	29	-	6	57

General Statistics

		Merton	London
May 1994	Electorate	127,884	4,872,088
Census 1991	Resident population aged 18+	133,910	5,228,925
	% Resident population of retirement age	18.0	16.8
	% Black and other ethnic minority groups	16.3	20.2
	% Households with child(ren) aged under 5	12.6	12.8
	% Households with only one adult and child(ren)	3.6	4.8
	% Households with an adult living alone	29.3	31.9
	% Households with over 1.0 persons per room	3.0	4.1
	% Households with 2 cars or more	20.4	18.2
	% Households in owner-occupied accommodation	70.5	57.2
May 1994	% Unemployed	9.4	12.9
April 1994	Band 'D' Council Tax	£495.32	£533.91

% Share of the Poll

Ward	Date	%poll	CON	LAB	LD	Others		
						GRE	IND	
Abbey	5.5.94	47.0	23.0	47.9	9.4	17.1	2.6	
	3.5.90	51.4	32.7	46.9	9.4	8.9	2.0	
						GRE		
Cannon Hill	5.5.94	53.5	33.2	46.3	15.2	5.3		
	3.5.90	59.7	49.0	37.4	13.6			
						GRE		
Colliers Wood	5.5.94	45.3	13.9	52.2	10.8	23.2		
	3.5.90	45.8	24.7	54.9	-	20.4		
						GRE		
Dundonald	5.5.94	56.0	28.4	49.6	11.9	10.1		
	3.5.90	59.7	35.0	39.2	9.2	16.6		
						GRE		
Durnsford	5.5.94	54.8	35.6	45.0	13.4	5.9		
	3.5.90	59.6	43.9	36.7	11.7	7.8		
						GRE		
Figge's Marsh	5.5.94	48.7	29.2	55.2	9.5	6.0		
	3.5.90	54.3	38.2	51.3	-	10.5		
						GRE		
Graveney	5.5.94	49.9	20.8	64.6	10.7	3.8		
	3.5.90	50.6	30.1	69.9	-			
						GRE		
Hillside	5.5.94	43.9	45.7	28.6	18.2	7.4		
	3.5.90	51.8	51.4	20.3	13.2	15.1		
Lavender	5.5.94	45.9	18.8	68.9	12.3			
	3.5.90	50.6	28.0	72.0	-			
						RES		
Longthornton	5.5.94	51.1	14.4	39.2	6.6	39.8		
	3.5.90	48.5	28.1	32.7	-	39.2		
						GRE		
Lower Morden	5.5.94	49.8	37.4	39.1	15.2	8.3		
	3.5.90	57.6	51.3	36.8	-	12.0		
						RES		
Merton Park	5.5.94	52.8	18.9	19.0	4.6	57.4		
	3.5.90	59.3	32.1	16.9	-	51.1		
						IND		
Phipps Bridge	5.5.94	44.7	20.8	59.6	9.7	9.9		
	3.5.90	47.1	30.5	50.6	9.7	9.2		
						IND		
Pollards Hill	5.5.94	48.9	23.1	60.6	16.3			
	3.5.90	53.4	38.0	45.8	-	16.2		
						GRE	IND	MRL
Ravensbury	5.5.94	48.8	17.4	60.0	11.8	6.3	2.6	1.9
	3.5.90	53.7	28.8	58.0	7.6	5.7		

Ward	Date	%poll	CON	LAB	LD	Others		
Raynes Park	5.5.94	46.3	43.1	30.1	19.7	GRE		
	3.5.90	54.2	51.1	25.7	10.6	7.1		
St Helier	5.5.94	50.2	22.9	61.3	10.2	GRE		
	3.5.90	54.1	32.8	56.4	-	12.6		
Trinity	5.5.94	56.9	28.6	43.7	16.7	GRE	IND	
	3.5.90	54.2	30.5	37.4	19.9	6.8	4.2	
Village	5.5.94	44.9	56.7	17.6	19.5	GRE		
	3.5.90	53.0	58.5	15.5	12.2	6.3		
West Barnes <i>By-election</i>	5.5.94	54.5	26.6	27.2	33.8	GRE	IND	RES
	1.10.92	43.6	41.1	30.6	18.4	5.2	7.3	
	3.5.90	57.5	45.6	30.1	-	2.5	-	7.4
								24.3

Results

Abbey

No change

Dingwall, Maria P.	LAB	1,717
Assinen, Susan	LAB	1,643
Holt, Adrian P.	LAB	1,582
Bottell, Anne M.	CON	820
Connon, Margaret A.	CON	795
Thorley, Philip N.	CON	761
Barrow, Jacqueline L.	GRE	589
Barker, Elizabeth J.	LD	382
Moss, Gail	LD	331
Rudd, Julian D.	LD	257
Ahmad, Monowara	IND	108
Giddins, Grace L.	IND	97
Rahman, Muhammad M.	IND	80
Kalam, Abdul	IND	76

Cannon Hill

3 LAB gains from CON

Mannion, Michael	LAB	1,631
Lucas, Charles	LAB	1,611
White, Brian	LAB	1,608
Earnshaw, Thelma T.	CON	1,195
Pethen, Joan	CON	1,146
Blythe, Pauline	CON	1,130
Larkin, Peter	LD	556
Anderson, Anne-Marie	LD	533
Senior, George L.	LD	502
Craig, Justin W.	GRE	185

Colliers Wood

No change

McDonagh, Siobhain A.	LAB	2,202
Knight, Sheila	LAB	1,945
Flegg, Reginald	LAB	1,901
Walsh, Thomas J.	GRE	896
Grayling, Christopher S.	CON	568
Ali, Margaret	CON	554
Hardcastle, Shamima S.	CON	486
Geldart, Malcolm T.	LD	417

Dundonald

2 no change - 1 LAB gain from CON

Brunt, Michael A.	LAB	1,822
Blann, Stephen J.	LAB	1,808
Pickover, John S.	LAB	1,599
Elvidge, John A.	CON	1,045
George, Samantha L.	CON	996
Greenly, Robert S.	CON	953
Griffiths, Matthew L.	LD	440
Ladmore, Richard J.	LD	420
Stone, Graham A.	LD	390
Langley, Christina M.	GRE	356

Durnsford

2 LAB gains from CON

Kennedy, Arthur M.	LAB	1,055
Beale, Kevin A.	LAB	1,027
Clark, Robert J.	CON	824
Fortescue, Jean A.	CON	824
Rumney, Philip C.	LD	318
Fairbank, Barry A.	LD	303
Garrett, Julia	GRE	136

Figge's Marsh

No change

Proctor, David R.	LAB	2,003
Connellan, Daniel F.	LAB	1,953
Stanford, Geraldine P.	LAB	1,938
Dixon, Nigel T.V.	CON	1,075
Brown, Selvin	CON	1,054
Pandya, Suresh	CON	991
McCabe, Antoinette	LD	338
Cluer, Francis E.R.	GRE	215

Graveney

No change

Kirby, Linda C.	LAB	1,331
Abrams, Joseph B.	LAB	1,262
McDonald, Hazel A.	CON	439
Sheldrick, Margaret G.	CON	397
Snelling, Jonathan P.	LD	231
Plessier, Marc J-Y.	LD	199
Wensley, Mary	GRE	76

Hillside

No change

Holmes, James D.R.	CON	1,360
Garbutt, Jason R.	CON	1,352
Williams, David T.	CON	1,350
Bickerstaff, Christine M.	LAB	879
Bailey, William	LAB	871
North, Laurence G.	LAB	793
Pugh, Louise N.	LD	550
Eglinton, Blaise C.	LD	539
Pyke-Lees, Joan W.	LD	530
Miller, Richard J.	GRE	220

Lavender

No change

Colman, Anthony J.	LAB	1,547
Searle, Malcolm R.	LAB	1,401
Raymond, Gordon H.	CON	424
Truman, Dorothy G.	CON	382
Taylor, Wendy	LD	275
Macgabhann, Patrick F.	LD	251

Longthornton

1 no change - 2 LAB gains from REA

Cunnane, Patric J.	LAB	1,474
Elgin, Robert B.	REA	1,450
Holt, Steven D.	LAB	1,437
Elgin, Gillian	REA	1,430
Ellis, Terry E.	REA	1,428
Syed, Mohammad A.	LAB	1,341
Gill, Richard J.	CON	574
Akshar, Ayman	CON	500
Yee-Chong, Harris	CON	489
Plessier, Caroline A.	LD	237

Lower Morden

1 no change - 2 LAB gains from CON

Gallant, Cyril I.	LAB	1,417
Draper, Nicholas G.	LAB	1,365
Jones, Janet	CON	1,351
Daniels, Terence J.	CON	1,347
Springett, Mark H.	LAB	1,310
Morss, Peter J.	CON	1,217
Pearce, Patricia E.	LD	529
Boulding, Susan N.	GRE	288

Merton Park

No change

Beddoe, Neville E.	IRE	1,968
Smith, Bridget G.	IRE	1,948
Child, Desmonde E.T.	IRE	1,944
Ceci, Edmond H.	LAB	667
Day, John L.	CON	664
Morgan, Alison W.	LAB	645
Dyson, Christopher P.	CON	633
Sparrow, Anne	CON	632
Griffiths, Aeronwen J.	LAB	628
Prosser, William A.	LD	158

Phipps Bridge

No change

Munn, Thomas I.	LAB	2,019
Harper, Paul	LAB	2,015
Saunders, Judith C.	LAB	1,844
Brewer, Nicholas E.	CON	740
Colvile, Oliver N.	CON	679
Pallister, Vivianne J.	CON	635
Snelling, Lorraine J.	LD	377
Law, Richard	IND	325
Brodzinski, Konrad	LD	298
Siemaszko, Marek	LD	279

Pollards Hill

2 no change - 1 LAB gain from CON

Flatt, Frederick W.C.	LAB	1,885
Cole, John H.	LAB	1,864
Tiernan, Patrick	LAB	1,579
Akshar, Beryl J.	CON	731
Shinkwin, Kevin J.	CON	681
Kanso, Abdul H.	CON	624
Howard, Patrick A.	LD	478

Ravensbury

No change

Jones, Philip M.	LAB	2,040
Smith, Peter J.	LAB	1,990
McCabe, Peter J.	LAB	1,987
Ashcroft, Stephen J.	CON	623
Harris, Thomas O.C.	CON	585
Troy, Michael F.	CON	535
Knight, Philip S.	LD	393
Davidson, Julian	GRE	210
Sullivan, Terence J.	IND	88
Wright, Doris M.	MRL	63

Raynes Park

No change

Brierly, Margaret A.	CON	1,482
Bell, Robert S.K.	CON	1,411
Miles, Michael G.	CON	1,383
Thorogood, Sandra E.M.	LAB	1,067
Mroczek, Michael J.	LAB	962
Vines-Forman, Mark A.	LAB	954
Savile-Tucker, Nicola J.	LD	664
Hurst, David P.	LD	647
McGuinness, Kevin	LD	639
Taylor, Andrew S.	GRE	235

St Helier

No change

Leaver, Alec	LAB	1,994
Conquest, Steven G.	LAB	1,860
Spacey, Michael A.	LAB	1,797
Guy, Keith W.A.	CON	745
McGrory, Michael P.	CON	716
Telford, John	CON	650
Simmonds, Susan A.E.	LD	346
Wren, Nicholas R.G.	LD	303
Akinmade, Ademola O.	LD	288
Boulding, Stephen C.	GRE	171

Trinity

No change

Abrams, Kingsley J.	LAB	1,519
O'Sullivan, Patrick R.	LAB	1,433
Barasi, Paul D.L.	LAB	1,427
Aitken-Davies, Richard	CON	981
Harris, Diana M.	CON	942
Elliott, Simon J.	CON	941
Deeley, Suzanne	LD	590
Dix, Anthony A.W.	LD	543
Rennie, Neil R.	LD	540
Miskin, Sarah J.	GRE	226
Karim, Mohammad A.	IND	140

Village

No change

Farrance, Roger A.	CON	1,551
Newton, Sarah L.	CON	1,544
Jones, Allan H.	CON	1,502
Robins, Elizabeth M.G.	LD	583
Rumney, Marilyn H.	LD	516
Leggett, Denise M.	LAB	494
Michael, Duncan	LAB	485
Tibbetts, Richard K.	LD	479
Balarajah, Sittampalam D.	LAB	446
Garrett, Margaret A.	GRE	171

West Barnes

3 LD gains from CON

Willott, Alison L.	LD	1,386
Dysart, Iain D.StC	LD	1,330
Harris, Nicholas P.	LD	1,275
Naylor, Laurence J.	LAB	1,093
Edwards, Barry L.T.	LAB	1,083
Grant, Margaret A.	CON	1,066
Hannan, Paul A.	CON	1,052
Nixon, Stephen K.	LAB	1,044
Butt, Kenneth M.	CON	1,026
Logan, Roger I.	IND	286
Barrow, Jennifer H.	GRE	203

Newham

Labour administration

- | | |
|-------------------------------|-----------------|
| 1 Beckton | 12 Manor Park |
| 2 Bemersyde | 13 Monega |
| 3 Canning Town and Grange | 14 New Town |
| 4 Castle | 15 Ordnance |
| 5 Central | 16 Park |
| 6 Custom House and Silvertown | 17 Plaistow |
| 7 Forest Gate | 18 Plashet |
| 8 Greatfield | 19 St Stephen's |
| 9 Hudsons | 20 South |
| 10 Kensington | 21 Stratford |
| 11 Little Ilford | 22 Upton |
| | 23 Wall End |
| | 24 West Ham |



State of the Parties 1964-94

	CON	LAB	LD	Others	Total
5.5.94	-	59	1	-	60
3.5.90	2	57	1	-	60
8.5.86	-	60	-	-	60
6.5.82	-	54	6	-	60
4.5.78	-	57	-	3	60
4.5.74	-	51	-	9	60
13.5.71	-	53	-	7	60
9.5.68	6	30	3	21	60
7.5.64	-	50	-	10	60

% Share of the Poll

	% poll	CON	LAB	LD	Others
5.5.94	37.6	20.1	56.6	11.5	11.9
3.5.90	36.5	24	55.5	7.4	13.1
8.5.86	34.9	18.0	58.5	21.0	2.5
6.5.82	31.4	10.7	54.8	28.9	5.6
4.5.78	31.1	18.0	62.5	-	19.5
4.5.74	22.5	9.3	63.5	4.4	22.8
13.5.71	29.4	8.1	66.0	2.7	23.3
9.5.68	25.1	17.2	40.5	6.3	36.0

Changes 1990-94

	CON	LAB	LD	Others	Total
Old Council 1994	4	51	2	-	57
Vacancies	-	-3	-	-	-3
By-elections	+1	-1	-	-	-
Transfers of Allegiance	+1	-2	+1	-	-
3.5.90	2	57	1	-	60

General Statistics

		Newham	London
May 1994	Electorate	151,895	4,872,088
Census 1991	Resident population aged 18+	155,083	5,228,925
	% Resident population of retirement age	14.2	16.8
	% Black and other ethnic minority groups	42.3	20.2
	% Households with child(ren) aged under 5	17.7	12.8
	% Households with only one adult and child(ren)	6.9	4.8
	% Households with an adult living alone	29.2	31.9
	% Households with over 1.0 persons per room	7.6	4.1
	% Households with 2 cars or more	8.8	18.2
	% Households in owner-occupied accommodation	49.8	57.2
May 1994	% Unemployed	20.6	12.9
April 1994	Band 'D' Council Tax	£594.00	£533.91

% Share of the Poll

Ward	Date	%poll	CON	LAB	LD	Others		
						BNP	IND	
Beckton	5.5.94	39.9	19.0	40.0	-	31.3	9.7	
	3.5.90	26.9	37.4	62.6	-			
Bemersyde <i>by-election</i>	5.5.94	43.8	38.1	48.8	13.1			
	27.6.91	36.3	35.0	33.2	26.0	5.8		
	3.5.90	42.4	30.1	44.4	12.2	13.3		
Canning Town and Grange	5.5.94	34.1	48.1	51.9	-			
	3.5.90	31.1	27.4	53.5	-	19.1		
Castle	5.5.94	37.4	16.1	60.7	23.2			
	3.5.90	35.4	24.9	58.9	-	16.2		
Central <i>by-election</i>	5.5.94	38.1	12.6	73.6	13.8			
	9.7.92	22.2	33.3	56.9	-	9.8		
	3.5.90	37.1	19.2	65.4	-	15.3		
Custom House and Silvertown <i>by-election</i>	5.5.94	39.2	19.5	43.1	-	21.6	15.9	
	6.5.93	28.7	40.0	45.5	12.2	-	-	2.2
	3.5.90	30.5	35.0	50.1	14.9			
Forest Gate <i>by-election</i>	5.5.94	38.1	14.7	55.9	14.2	15.2		
	27.2.92	31.1	27.0	46.7	20.9	5.5		
	3.5.90	39.4	21.0	57.0	-	22.0		
Greatfield <i>by-election</i>	5.5.94	45.7	23.0	39.1	22.9	15.0		
	26.11.92	26.1	38.3	36.6	25.1			
	3.5.90	45.4	41.9	40.9	17.2			
Hudsons	5.5.94	38.9	46.6	53.4	-			
	3.5.90	33.3	35.4	50.9	13.7			
Kensington	5.5.94	45.9	7.9	58.5	33.5			
	3.5.90	42.3	13.9	74.7	-	11.4		
Little Ilford <i>by-election</i>	5.5.94	36.4	13.6	71.1	15.3			
	9.7.92	24.1	25.4	43.8	30.8			
	3.5.90	39.0	10.8	57.7	31.5			
Manor Park	5.5.94	39.2	14.7	69.7	15.6			
	3.5.90	38.8	24.1	59.7	-	16.2		
Monega	5.5.94	41.8	13.9	64.5	-	-	21.6	
	3.5.90	40.0	13.6	76.0	-	10.4		
New Town	5.5.94	32.2	19.5	67.3	-	13.2		
	3.5.90	38.3	11.3	53.7	-	9.3	25.7	

Newham	Ward	Date	%poll	CON	LAB	LD	Others	
							GRE	ILD
Ordnance		5.5.94	33.1	15.6	45.1	12.1	9.3	18.0
		3.5.90	28.5	25.0	48.7	-	26.3	
Park <i>by-election</i>		5.5.94	33.8	20.0	80.0	-		
		6.5.93	22.7	17.1	61.2	-	4.7	13.3 4.7
		3.5.90	33.4	19.9	62.1	-	-	18.0
Plaistow		5.5.94	34.3	19.3	54.7	-	9.8	16.1
		3.5.90	35.3	25.7	46.8	-	27.5	
Plashet		5.5.94	35.4	20.3	61.5	-	18.2	
		3.5.90	36.1	19.0	60.5	-	20.5	
St Stephen's		5.5.94	36.4	21.7	78.3	-		
		3.5.90	39.0	14.6	71.8	-	13.6	
South		5.5.94	37.4	20.1	35.3	29.9	14.6	
		3.5.90	38.8	31.8	33.8	34.4		
Stratford		5.5.94	34.5	11.5	59.3	21.7	7.4	
		3.5.90	32.8	16.7	54.3	16.3	12.6	
Upton		5.5.94	38.1	15.2	69.1	15.7		
		3.5.90	34.3	17.3	66.6	-	16.1	
Wall End		5.5.94	37.1	13.6	48.8	15.5	6.8	15.4
		3.5.90	38.6	27.4	55.2	-	17.4	
West Ham		5.5.94	29.2	24.8	75.2	-		
		3.5.90	31.6	22.3	60.8	-	16.8	

Results

Beckton

No change

Knight, Maureen	LAB	647
Maxwell, Doris A.	LAB	523
Davidson, Michael	BNP	459
Hart, Peter	BNP	457
Boden, Christopher P.	CON	290
Fursland, Valerie E.	CON	266
Williamson, Malcolm	IND	142

Bemersyde

1 no change - 1 LAB gain from CON

Rackley, Christopher T.	LAB	853
Turner, Victor F.	LAB	843
Clark, Paul	CON	703
Wigger, Derek A.W.	CON	622
Robinson, William A.	LD	233
Tyrer, Philip J.	LD	224

Canning Town and Grange

No change

Horwood, Dennis R.	LAB	1,021
Naulls, Stephen P.	LAB	914
Lewis, Ann L.	CON	896

Castle

No change

McGladdery, David P.	LAB	1,147
Ahmad, Mahmood	LAB	1,017
Chater, Kathleen A.	LD	414
Ullger, Karen	CON	328
Ullger, Martin	CON	248

Central

No change

Allen, Christopher B.	LAB	1,398
Hopwood, Stanley	LAB	1,228
Gill, Marion R.	LD	262
Hyde, David J.	CON	239
Barrow, Bernard A.	LD	229
Kirkley, Pamela M.	CON	211

Custom House and Silvertown

No change

Chapman, William A.	LAB	1,517
Brown, Lyn C.	LAB	1,434
Bloom, Ivor A.	LAB	1,375
Gladstone, David C.	CON	805
Edmonds, Jeff	BNP	759
Parker, Vincent	BNP	737
Vinecombe, Kevin	BNP	672
Osben, Anthoulla	CON	586
Wallsgrave, Raymond	CON	567
Ringwood, John C.	IND	532

Forest Gate

No change

Carpenter, Glynis A.	LAB	1,849
Ahmad, Shama	LAB	1,601
McAuley, Conor M.	LAB	1,528
Gray, John M.	LD	544
Hodgson, Christine	CON	471
Pritchard, Louise	GRE	450
Ivinson, Jonathan	CON	429
Rees, Doris	CON	409
Tee, Jean M.	LD	408
Tee, Walter C.	LD	310

Greatfield

1 no change - 2 LAB gains from CON

Jenkins, Kevin J.	LAB	1,411
Corbett, Ian K.	LAB	1,282
Fone, Valerie M.J.	LAB	1,192
Craig, Susan M.	CON	804
King, Kathleen V.	LD	795
Flemwell, Kenneth	LD	792
Simm, Lee M.	CON	749
Ready, Kenneth J.	CON	733
Oxford, David N.	LD	683
Jones, Frederick C.	ILD	581
Jeffrey, William G.	ILD	486
Shimmen, Michael G.	ILD	426

Hudsons

No change

Collier, Bryan A.	LAB	1,282
Lane, Graham J.	LAB	1,246
Wilson, Neil J.	LAB	1,199
Spencer, Jeffrey	CON	1,122
Hunt, Stephen J.	CON	1,114
Price, Alan W.L.	CON	1,014

Kensington

No change

Singh, Kuldip	LAB	1,352
Hudson, Lester T.	LAB	1,328
Fozdar, Mohammed	LD	802
Bell, Stephen T.	LD	733
O'Flynn, Tina M.	CON	186
Sarsfield, Carol A.	CON	178

Little Ilford

No change

Timms, Stephen C.	LAB	1,750
Douglas, Paul L.	LAB	1,653
Baikie, Andrew R.E.	LAB	1,546
Bashir, Mohammed	LD	374
Hunt, Stuart J.	LD	358
Lindsay, Linda V.	CON	336
Koher, Chaudhury A.	LD	335
Robinson, Colin D.	CON	313
Whitmarsh, Gary C.	CON	299

Manor Park

No change

Singh, Amarjit	LAB	1,892
Corbett, Josephine H.	LAB	1,778
Wales, Robert A.	LAB	1,621
Smith, Maureen V.	LD	417
Lindsay, Stewart	CON	413
Berman, Sidney	LD	403
Huntbach, Pauline O-A.	LD	364
Tatum, Ronald D.	CON	364
Wilkins, Harold K.	CON	343

Monega

No change

Brown, William H.	LAB	1,598
Seddon, Christopher J.	LAB	1,245
Amin, Jagdish K.L.	IND	477
Clark, Susan	CON	330
Gates, Denys C.	CON	282

New Town

No change

Knights, Carol A.	LAB	1,188
Isted, John	LAB	929
Meaby, Charles R.P.G.	CON	314
Riddoch, Ian A.	CON	299
Sandford, Amanda J.	GRE	207

Ordnance

No change

Brown, Michael	LAB	631
Jorsling, Judith A.	LAB	562
Groombridge, Leslie E.	ILD	254
Stewart, Alan H.	ILD	221
Williams, Shelley L.	CON	206
Edwardes, Martin P. J.	LD	166
Page, Maurice S.	LD	154
Canetti, Alan J.	GRE	123

Park

No change

Chaudhary, Akbar A.	LAB	1,471
Griffiths, Alan	LAB	1,455
Saunders, John E.	LAB	1,426
Crawford-Harris, Edna R.	CON	388
Cripps, Daniel A.	CON	358
Turner, Phillip R.	CON	341

Plaistow

No change

Warwick, Frederick P.	LAB	1,077
Ahmed, Riaz	LAB	1,043
Patil, Anand N.	LAB	972
Jackson, Susan F.	CON	380
Stephens, Albert M.	CON	370
Stephens, Margaret E.	CON	341
Williamson, Josephine M.	ILD	332
Stewart, Ligaya	ILD	275
Chandler-Oatts, Jacqueline M.	GRE	211
Taylor, Arthur L.	GRE	190
Cambage, Graeme M.	GRE	153

Plashet

No change

Thorne, John P.	LAB	1,665
Khawaja, Mohammad K.	LAB	1,493
Khan, Qaisra E.	LAB	1,423
Child, Josephine M.	CON	531
Pearce, Simon N.C.	CON	477
Sandford, Paul S.J.	GRE	453

St Stephen's

No change

Hakim, Abdul	LAB	1,276
Sheikh, Abdul K.	LAB	1,193
Ford, Dorothy I.	CON	359
Kempster, Stanley C.	CON	324

South

No change

Jenkinson, Thomas A.	LAB	1,462
Etherden, Theodore L.	LAB	1,421
Kellaway, Alec J.	LD	1,340
McAlmont, Anthony B.	LAB	1,267
Laird, Elizabeth B.	LD	1,136
Lutzeier, Elizabeth C.	LD	1,039
Hazel, Venetia	CON	814
Roberts, Barry W.	CON	793
Lewis, Norman S.I.	CON	759
Thomson, Alexander	IND	647
Hopes, Lillian A.E.	IND	570
Springthorpe, Lawrence B.	IND	496

Stratford

No change

Riley, James C.	LAB	876
Newstead, James G.	LAB	835
Dodd, Fergus M.	LD	334
Hyde, Paul	LD	293
Lawrence, Darren A.	CON	197
Nadolski, Nigel R.	CON	134
Flora, Harjinder S.	GRE	107

Upton

No change

Aslam, Mian M.	LAB	1,784
Dowling, Francis	LAB	1,731
Zachariades, Andrew	LAB	1,443
Armstrong, Brian R.	CON	400
Dommett, Michael D.	LD	376
Jones, Sarah L.W.	CON	376
Hennessy, Armyn Z.	CON	318

Wall End

No change

Mangat, Kulwant	LAB	1,514
Hafeez, Bashir	LAB	1,510
Sparrowhawk, Edward H.	LAB	1,508
Holland, Mary	LD	554
Clark, Thomas R.J.	CON	546
Erskine, Lillian M.Mcl.	IND	477
Lees-Smith, Christopher J.	LD	445
Holland, Ruth	LD	441
Hadi, Abdul	CON	387
Nair, Nayran P.	CON	327
Seber, Charles F.	GRE	211

West Ham

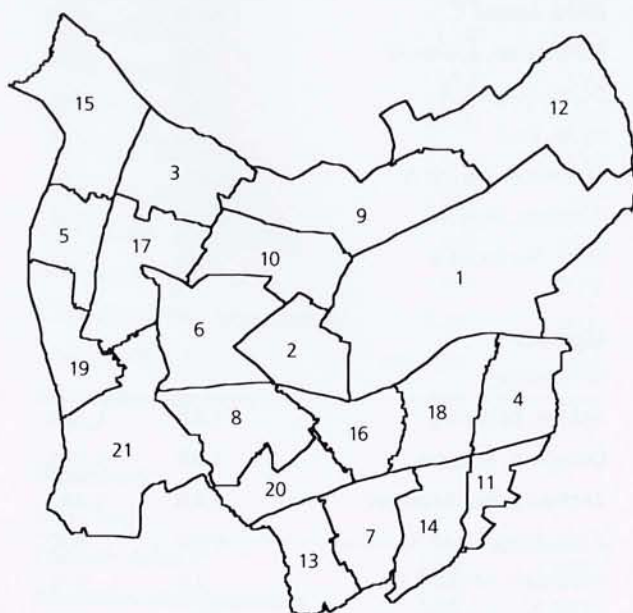
No change

Manley, Ronald N.	LAB	1,111
Inverary, Murtland O.	LAB	990
Duran, Nevzat	CON	352
Steinberg, John B.	CON	342

Redbridge

Labour minority administration

- | | |
|----------------|----------------|
| 1 Aldborough | 12 Hainault |
| 2 Barkingside | 13 Loxford |
| 3 Bridge | 14 Mayfield |
| 4 Chadwell | 15 Monkshams |
| 5 Church End | 16 Newbury |
| 6 Clayhall | 17 Roding |
| 7 Clementswood | 18 Seven Kings |
| 8 Cranbrook | 19 Snaresbrook |
| 9 Fairlop | 20 Valentines |
| 10 Fullwell | 21 Wanstead |
| 11 Goodmayes | |



State of the Parties 1964-94

	CON	LAB	LD	Others	Total
5.5.94	24	29	9	-	62
3.5.90	42	18	3	-	63
8.5.86	45	17	1	-	63
6.5.82	51	12	-	-	63
4.5.78	50	13	-	-	63
4.5.74	45	15	-	-	60
13.5.71	42	18	-	-	60
9.5.68	55	5	-	-	60
7.5.64	45	15	-	-	60

% Share of the Poll

	% poll	CON	LAB	LD	Others
5.5.94	49.3	38.2	39.2	21.5	1.1
3.5.90	48.5	44	34.5	11.1	10.3
8.5.86	43.9	47.0	31.6	20.3	1.2
6.5.82	44.6	56.8	23.8	19.3	0.2
4.5.78	43.2	61.2	31.1	6.9	0.8
4.5.74	36.1	51.0	32.8	15.9	0.3
13.5.71	35.5	48.9	39.6	6.9	4.6
9.5.68	35.7	67.5	16.4	11.7	4.4

Changes 1990-94

	CON	LAB	LD	Others	Total
Old Council 1994	43	16	3	1	63
Vacancies	-	-	-	-	-
By-elections	-	-	-	-	-
Transfers of Allegiance	+1	-2	-	+1	-
3.5.90	42	18	3	-	63

General Statistics

		Redbridge	London
May 1994	Electorate	163,377	4,872,088
Census 1991	Resident population aged 18+	175,845	5,228,925
	% Resident population of retirement age	18.4	16.8
	% Black and other ethnic minority groups	21.4	20.2
	% Households with child(ren) aged under 5	13.0	12.8
	% Households with only one adult and child(ren)	2.9	4.8
	% Households with an adult living alone	27.0	31.9
	% Households with over 1.0 persons per room	2.8	4.1
	% Households with 2 cars or more	23.9	18.2
	% Households in owner-occupied accommodation	78.2	57.2
May 1994	% Unemployed	9.7	12.9
April 1994	Band 'D' Council Tax	£510.00	£533.91

% Share of the Poll

Ward	Date	%poll	CON	LAB	LD	Others	
						GRE	
Aldborough	5.5.94	52.3	41.6	46.5	11.9		
	3.5.90	49.1	43.7	35.9	8.8	11.5	
						GRE	IND
Barkingside	5.5.94	45.8	46.8	36.9	16.3		
	3.5.90	45.8	50.9	28.6	7.9	7.5	5.2
						GRE	
Bridge	5.5.94	49.3	42.1	41.2	16.7		
	3.5.90	49.9	46.6	34.0	8.3	11.1	
						GRE	
Chadwell	5.5.94	55.1	29.9	22.9	47.2		
	3.5.90	48.6	48.1	33.3	10.3	8.3	
Church End	5.5.94	52.2	26.7	13.1	60.2		
	3.5.90	53.0	39.5	14.0	46.5		
						GRE	
Clayhall	5.5.94	47.3	53.9	32.8	13.3		
	3.5.90	46.7	62.4	24.3	7.4	5.9	
						GRE	
Clementswood	5.5.94	46.2	28.6	59.6	11.8		
	3.5.90	44.8	29.1	54.8	7.5	8.5	
						GRE	RES
Cranbrook <i>By-election</i>	5.5.94	56.3	42.6	39.9	17.5		
	20.5.93	40.2	36.5	35.8	27.7		
	3.5.90	54.5	43.7	29.4	5.3	7.7	13.8
						GRE	
Fairlop	5.5.94	48.0	41.7	40.7	17.6		
	3.5.90	49.7	46.5	35.2	8.0	10.3	
						GRE	
Fullwell	5.5.94	43.7	49.8	34.7	15.4		
	3.5.90	44.2	52.6	29.4	7.4	10.7	
						BNP	GRE
Goodmayes	5.5.94	53.4	34.7	46.1	11.0	8.2	
	3.5.90	41.4	27.7	56.1	7.4	-	8.9
						GRE	
Hainault	5.5.94	45.7	28.1	57.4	14.5		
	3.5.90	48.1	29.9	51.4	9.1	9.7	
						GRE	
Loxford	5.5.94	44.6	19.4	69.3	11.3		
	3.5.90	44.5	23.1	63.2	5.9	7.8	
						GRE	
Mayfield	5.5.94	50.2	34.7	50.5	14.7		
	3.5.90	50.6	46.0	38.0	9.1	6.9	
						GRE	
Monkhams <i>By-election</i>	5.5.94	46.9	61.2	15.9	23.0		
	20.5.93	34.8	52.3	13.3	34.4		
	3.5.90	50.0	68.4	14.3	9.5	7.9	

Ward	Date	%poll	CON	LAB	LD	Others	
						GRE	
Newbury	5.5.94	53.0	37.0	52.3	10.7		
	3.5.90	49.2	41.7	36.8	10.3	11.3	
						COM	GRE
Roding	5.5.94	53.3	30.3	11.6	56.5	1.6	
	3.5.90	49.2	47.9	16.4	24.5	1.9	9.3
						GRE	
Seven Kings	5.5.94	44.4	31.7	56.0	12.4		
	3.5.90	49.5	36.2	50.8	-	13.0	
						GRE	
Snaresbrook	5.5.94	51.4	45.1	41.7	13.3		
	3.5.90	52.0	52.1	31.0	7.5	9.5	
						IND	
Valentines	5.5.94	48.9	28.4	40.8	13.8	16.9	
	3.5.90	47.0	34.8	46.0	19.2		
						GRE	
Wanstead	5.5.94	50.9	42.2	35.9	21.9		
	3.5.90	53.7	42.3	19.9	16.6	21.2	

Results

Aldborough

3 LAB gains from CON

Thurlby, Desmond M.	LAB	1,536
Turner, Kenneth M.	LAB	1,518
Ward, Raymond A.	LAB	1,424
Borrott, Graham F.	CON	1,378
Jones, David G.	CON	1,326
Watts, Ernest J.	CON	1,304
Tyne, John C.	LD	389
Staight, Walter L.	LD	388
Dattani, Naren	LD	364

Barkingside

No change

Axon, Keith E.	CON	1,931
Brunnen, Roy W.	CON	1,886
Cobb, Thomas F.	CON	1,870
Belkin, Ronald M.	LAB	1,557
Dicker, Carol A.P.	LAB	1,518
Dicker, Trevor G.R.	LAB	1,413
Markovitch, Rochelle L.	LD	711
Bond, Andrew D.	LD	666
Ward, Ian H.	LD	607

Bridge

2 no change - 1 LAB gain from CON

Jackson, Coral B.	LAB	1,666
Lawrence, Peter	CON	1,640
Hickey, Morris	CON	1,583
Chan, Tak L.	CON	1,566
Littlewood, Robert C.	LAB	1,556
Sheikh, Mohammed I.	LAB	1,461
Everest, Leslie M.	LD	657
Pashby, Nicolette A.	LD	649
Swallow, James M.	LD	594

Chadwell

3 LD gains from CON

Staight, Gary P.	LD	2,341
Green, David	LD	2,234
Scott, Ralph J.	LD	2,108
Cole, Robert A.	CON	1,455
Davies, Laurence N.	CON	1,406
Summers, Robert S.	CON	1,379
Davis, Thomas C.	LAB	1,154
Smith, Frances A.	LAB	1,087
Sharif, Khalid M.	LAB	1,004

Church End

No change

Hoskins, Maureen J.	LD	2,288
Hoskins, Richard H.	LD	2,214
Cleaver, Hugh R.	LD	2,176
Greaves, David	CON	1,016
Huggett, Linda A.	CON	1,010
Macklin, Noel F.	CON	943
Bayliss, Richard	LAB	498
Blake, Jean	LAB	480
Bradley, Peter A.	LAB	476

Clayhall

No change

Weinberg, Alan E.	CON	2,317
Barden, Ronald I.	CON	2,288
Lovell, John R.	CON	2,223
Darlington, Keith W.	LAB	1,452
Fogarty, Jon C.	LAB	1,358
Thomas, Richard J.	LAB	1,338
Finkeltaub, Daniel	LD	637
Hamlyn, Susan D.	LD	542
Stevens, Valmai	LD	502

Clementswood

No change

Green, Simon	LAB	1,987
Laugharne, Peter J.	LAB	1,947
Noor, Faiz A.	LAB	1,902
Jennings-Bateman, Harry	CON	948
Mendham, Brian R.	CON	940
Serrelli, Roseanne	CON	906
Glanfield, Helen	LD	402
Collis, John	LD	387
Newsham, Stephen H.	LD	365

Cranbrook

No change

Elliman, Charles	CON	1,736
Langford, Keith	CON	1,698
Mirza, Asaf B.	CON	1,664
Hoedemaker, Joseph B.	LAB	1,615
Das Gupta, Provat T.	LAB	1,588
Mallach, Anne J.	LAB	1,572
Hogarth, George G.	LD	806
Rowland, Mark E.	LD	657
Yau, Kenneth	LD	626

Fairlop

1 no change - 2 LAB gains from CON

Ryan, Joyce E.	CON	1,599
Lambert, Mary T.	LAB	1,567
Milton, Dean J.	LAB	1,549
Grant, Trevor	CON	1,540
Welch, Clifton F.	CON	1,492
Rattan, Harmegh S.	LAB	1,403
Smith, Lily	LD	690
Giller, Renee J.	LD	642
Black, Dominic J.D.	LD	623

Fullwell

No change

Candy, Dennis S.	CON	1,754
Stilwell, Malcolm W.	CON	1,694
Hughes, Alan T.	CON	1,651
Hollands, Sidney A.	LAB	1,221
Hollands, Wendy F.	LAB	1,207
Loften, Paul K.	LAB	1,124
Renwick, Shelagh R.	LD	567
Channon, David J.	LD	525
Basi, Major S.	LD	488

Goodmayes

Revised ward

Golding, Reginald E.	LAB	827
Middleburgh, Sidney	LAB	813
Kinzley, Ruth A.	CON	622
Baig, Shahlab	CON	613
McLean, Alexander R.	LD	197
Torney, Richard S.	LD	195
Bixby, Paul D.	BNP	145

Hainault

No change

Perham, Linda	LAB	1,755
Fairley-Churchill, John W.	LAB	1,721
Peake, Edmund R.B.	LAB	1,676
Axon, Winifred E.	CON	856
Howes, James F.	CON	838
Wilson, Barbara M.	CON	827
Black, Kathleen M.	LD	468
Wright, Robert J.	LD	434
Prager, Peter L.	LD	398

Loxford

No change

Javed, Muhammed	LAB	2,381
Emmett, Royston F.	LAB	2,180
Maravala, Faredoon K.	LAB	2,065
Olbrich, Mark A.	CON	642
Khan, Ghulam D.A.	CON	623
Omari, Berenice	CON	586
Fleetwood, David D.	LD	410
Fairlamb, David M.	LD	347
Khan, Bushra	LD	327

Mayfield

3 LAB gains from CON

Connelley, Christopher M.	LAB	2,044
Hilton, Lesley R.	LAB	1,981
Tuck, Norman S.	LAB	1,933
Atkins, John	CON	1,425
Atkins, Garry M.	CON	1,390
Sharma, Darshan K.	CON	1,284
Papworth, Eric N.G.	LD	601
Gravenell, Ian	LD	599
Potkins, Edwin D.	LD	540

Monkhams

No change

Hyams, Louise R.	CON	2,117
Stark, Michael J.	CON	2,048
Seymour, Gilbert B.	CON	2,041
McElarney, Michael J.	LD	823
Skinner, Susan	LD	779
Seeff, Geoffrey M.	LD	730
Barnett, Alan P.	LAB	552
Griffith, Daphne	LAB	544
Pollard, Philip J.	LAB	513

Newbury

3 LAB gains from CON

Myers, Brian R.	LAB	2,103
Hilton, Norman A.	LAB	2,032
Sharma, Dev R.	LAB	2,023
Moth, Harold W.	CON	1,484
Corfield, Glenn C.	CON	1,460
Cable, John R.P.	CON	1,415
Wood, Paul D.	LD	437
Olive, Amelia M.	LD	425
Wright, Allan M.	LD	400

Roding

3 LD gains from CON

Bond, Ian G.	LD	2,369
Bradd, Christina M.	LD	2,310
Wilson, Gareth L.P.	LD	2,210
Loffhagen, Anthony J.	CON	1,267
Weinberg, Hazel I.	CON	1,230
Woda, Reginald J.	CON	1,201
Cullen, John G.	LAB	503
Gardiner, Ian R.	LAB	464
Tuffin, Mary E.	LAB	443
Laughlin, Laurence C.	COM	66

Seven Kings

No change

Pearce, Elizabeth A.	LAB	1,703
Masters, David A.	LAB	1,678
Patel, Maganbhai G.	LAB	1,661
Ball, Valerie A.	CON	1,013
Lenaghan, Anthony	CON	931
Turner, Paul W.	CON	907
Stentiford, Clive R.	LD	378
Clark, Eileen R.	LD	377
Clark, Philip T.	LD	358

Snaresbrook

No change

Goody, Peter R.	CON	1,585
Roberts, Winifred J.	CON	1,574
Miskin, Warren D.	CON	1,566
Eglin, Gregor J.	LAB	1,504
Jones, Brenda M.	LAB	1,452
Pearmain, Alan J.	LAB	1,416
Davies-Jones, Kevyn M.	LD	474
Swallow, John P.	LD	461
Stevens, Ralph N.	LD	455

Valentines

No change

Brindley, John D.	LAB	1,545
Norman, Elaine	LAB	1,356
Tewari, Virendra K.	LAB	1,319
Chaudry, Bashir	CON	1,069
Anderson, Maureen	CON	1,005
Cottrell, Phyllis	CON	861
Dyer, Paul D.	IND	584
Curtis, Brian J.	LD	537
Seoudy, Mohamed A.	LD	447
Williamson, Albert	LD	447

Wanstead

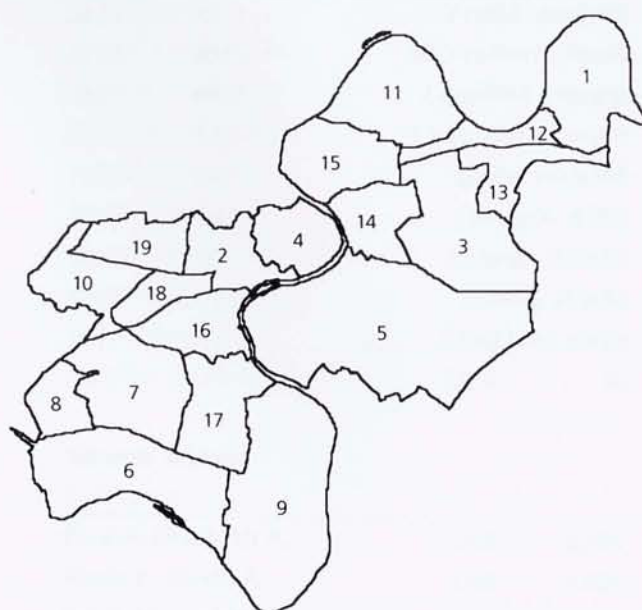
No change

Burgess, Allan C.	CON	1,596
Howl, Thomas C.W.	CON	1,516
Borrott, Michael J.	CON	1,481
Edelman, Margaret E.	LAB	1,326
Edelman, Jeffrey	LAB	1,301
Tuffin, Allan W.	LAB	1,276
Cornish, Janet M.	LD	897
Moody, Joan E.	LD	770
Ajose, Modupe O.	LD	713

Richmond upon Thames

Liberal Democrat administration

- | | |
|----------------------|---------------------|
| 1 Barnes | 11 Kew |
| 2 Central Twickenham | 12 Mortlake |
| 3 East Sheen | 13 Palewell |
| 4 East Twickenham | 14 Richmond Hill |
| 5 Ham And Petersham | 15 Richmond Town |
| 6 Hampton | 16 South Twickenham |
| 7 Hampton Hill | 17 Teddington |
| 8 Hampton Nursery | 18 West Twickenham |
| 9 Hampton Wick | 19 Whitton |
| 10 Heathfield | |



State of the Parties 1964-94

	CON	LAB	LD	Others	Total
5.5.94	7	2	43	-	52
3.5.90	4	-	48	-	52
8.5.86	3	-	49	-	52
6.5.82	26	-	26	-	52
4.5.78	34	-	18	-	52
4.5.74	36	8	10	-	54
13.5.71	37	14	3	-	54
9.5.68	54	-	-	-	54
7.5.64	41	12	-	1	54

% Share of the Poll

	% poll	CON	LAB	LD	Others
5.5.94	55.6	35.2	18.2	46.4	0.3
3.5.90	59.7	34.1	14.4	46.4	5.2
8.5.86	58.9	34.6	12.2	51.9	1.3
6.5.82	59.4	44.0	9.5	45.4	1.1
4.5.78	58.2	46.3	16.0	37.5	0.2
4.5.74	50.7	40.8	27.8	31.1	0.3
13.5.71	45.0	45.0	37.9	15.4	1.7
9.5.68	42.8	61.2	20.1	16.5	2.2

Changes 1990-94

	CON	LAB	LD	Others	Total
Old Council 1994	3	-	48	-	51
Vacancies	-	-	-1	-	-1
By-elections	-1	-	+1	-	-
Transfers of Allegiance	-	-	-	-	-
3.5.90	4	-	48	-	52

General Statistics

		Richmond upon Thames	London
May 1994	Electorate	116,856	4,872,088
Census 1991	Resident population aged 18+	129,995	5,228,925
	% Resident population of retirement age	19.2	16.8
	% Black and other ethnic minority groups	5.5	20.2
	% Households with child(ren) aged under 5	10.7	12.8
	% Households with only one adult and child(ren)	2.4	4.8
	% Households with an adult living alone	33.8	31.9
	% Households with over 1.0 persons per room	1.5	4.1
	% Households with 2 cars or more	25.4	18.2
	% Households in owner-occupied accommodation	70.0	57.2
May 1994	% Unemployed	6.5	12.9
April 1994	Band 'D' Council Tax	£594.00	£533.91

% Share of the Poll

Ward	Date	%poll	CON	LAB	LD	Others	
						GRE	
Barnes	5.5.94	60.7	40.7	10.4	48.9		
	3.5.90	68.0	39.2	7.3	45.8	7.7	
						GRE	NF
Central Twickenham <i>By-election</i>	5.5.94	55.7	39.0	24.4	36.6		
	29.10.92	43.1	35.2	20.5	40.1	2.4	1.8
	3.5.90	60.0	34.6	20.6	35.3	9.5	
						SDP	
East Sheen	5.5.94	60.8	51.2	10.2	38.6		
	3.5.90	64.6	50.6	7.4	39.5	2.4	
East Twickenham	5.5.94	53.6	27.6	26.6	45.8		
	3.5.90	57.6	29.9	22.0	48.1		
Ham and Petersham	5.5.94	58.3	26.3	14.0	59.7		
	3.5.90	65.4	26.6	12.5	60.9		
Hampton <i>By-election</i>	5.5.94	52.9	35.0	16.6	48.4		
	22.4.93	48.2	40.1	13.4	46.4		
	3.5.90	60.5	36.7	14.1	49.2		
						GRE	SDP
Hampton Hill	5.5.94	56.2	40.1	17.7	42.2		
	3.5.90	58.4	32.9	14.9	36.0	13.3	2.9
Hampton Nursery	5.5.94	48.0	30.8	21.3	47.9		
	3.5.90	52.4	30.0	15.9	54.0		
Hampton Wick	5.5.94	51.6	40.5	17.3	42.2		
	3.5.90	57.3	39.3	14.1	46.6		
Heathfield	5.5.94	55.1	33.4	17.6	49.1		
	3.5.90	56.6	35.6	14.4	50.0		
						GRE	IND
Kew	5.5.94	59.3	35.0	14.6	46.0		4.4
	3.5.90	63.0	31.5	11.0	45.6	11.8	
Mortlake	5.5.94	53.7	30.4	17.2	52.4		
	3.5.90	58.3	27.2	15.9	56.9		
Palewell	5.5.94	60.6	41.5	11.6	46.9		
	3.5.90	63.6	41.3	8.9	49.8		
Richmond Hill	5.5.94	55.9	40.3	15.4	44.3		
	3.5.90	56.8	40.3	12.5	47.2		
						GRE	
Richmond Town	5.5.94	58.9	34.5	15.1	50.4		
	3.5.90	62.6	32.7	11.9	47.4	8.0	
						GRE	
South Twickenham	5.5.94	52.0	37.7	22.6	39.7		
	3.5.90	55.8	34.7	16.5	38.3	10.5	
						GRE	
Teddington	5.5.94	54.5	28.6	17.9	53.5		
	3.5.90	59.1	29.1	15.2	43.1	12.6	
West Twickenham	5.5.94	57.4	21.0	41.3	37.8		
	3.5.90	59.5	21.7	29.1	49.2		

Ward	Date	%poll	CON	LAB	LD	GRE	Others
Whitton	5.5.94	54.0	35.2	17.6	47.2		
	3.5.90	56.7	32.6	14.6	44.1	8.6	

Results

Barnes

No change

Gent, Catharine S.F.	LD	1,891
Westmorland, Barbara	LD	1,757
Style, Patricia A.	LD	1,686
Robinson, June R.M.	CON	1,551
Britton, Heather I.	CON	1,461
Yandle, John C.	CON	1,432
Gooding, Melvyn G.	LAB	397
Patterson, Colin	LAB	375
Hallam, Peter	LAB	361

Central Twickenham

2 CON gains from LD

Lever, Susan A.	CON	1,063
Northey, Philip A.	CON	1,022
Coombs, John W.G.	LD	1,005
Ward, David P.	LD	955
Miller, Stephen	LAB	667
Moss, Christopher D.	LAB	641

East Sheen

No change

Grose, Sidney	CON	1,306
Rycroft, Timothy J.N.	CON	1,282
Morris, Philip A.C.	LD	976
Curd, Brenda W.M.	LD	973
Curtis, Penelope A.R.	LAB	281
Fowler, John S.	LAB	235

East Twickenham

No change

Rowlands, John P.M.	LD	1,982
Cornwell, David C.	LD	1,875
Mann, Laurence N.	LD	1,824
Greenhough, Timothy J.	CON	1,182
Henderson-Begg, Maxwell	CON	1,144
Choat, Feola E.	LAB	1,115
Saxton, Peter J.	LAB	1,102
James, Andrew T.	CON	1,100
Vernon, Doreen E.	LAB	1,077

Ham and Petersham

No change

Jones, Susan E.	LD	1,924
Williams, David R.	LD	1,915
Hart, Raymond M.	LD	1,896
Proctor, Ronald	CON	852
Matthews, Stephen R.	CON	838
Strebel, Oliver M.	CON	832
Bazely, Alan N.	LAB	483
Risner, Pamela J.	LAB	450
Gourgy, Percy S.	LAB	414

Hampton

No change

Woodriff, Bryan	LD	1,569
Parslow, Robert D.	LD	1,557
Lees, Marshall C.	LD	1,494
Leamy, Stuart N.	CON	1,134
Norris, Graham B.H.	CON	1,117
Parsons, Elizabeth L.P.	CON	1,085
Cross, Christine	LAB	574
Wheeler, Geoffrey G.	LAB	519
Maclaine, Marcus	LAB	493

Hampton Hill

No change

Alexander, Barbara A.	LD	1,567
Champion, Holly A.M.	CON	1,517
Martin, David A.R.	LD	1,469
Ferguson, Lynne	LD	1,463
Clifford, Grant J.	CON	1,392
Woodward, Anne	CON	1,366
Pearson, Sally A.A.	LAB	667
Sowerby, Fletcher	LAB	618
Freitag, Geoffrey J.	LAB	607

Hampton Nursery

No change

Woodriff, Maureen J.M.	LD	1,090
Quelch, Marion E.	LD	1,018
Williams, Margaret C.	CON	695
Cape, June M.	CON	661
Cross, Martin P.	LAB	491
Stephenson, David M.	LAB	444

Hampton Wick

2 no change - 1 CON gain from LD

Rae, Gita M.	LD	1,532
McDougall, Malcolm H.	LD	1,499
Arbour, Tony F.	CON	1,481
Nicol, Nicolas K.	LD	1,432
Matthews, Jean M.	CON	1,403
Manson, Joanne	CON	1,395
Tutchell, Eva	LAB	633
Tutchell, Derek J.A.	LAB	612
Ward, Gerard E.	LAB	586

Heathfield

No change

King, Robert J.	LD	1,859
Narain, Lizette	LD	1,810
Jones, Michael L.	LD	1,803
Haywood, Thelma E.	CON	1,259
Perry, Philip M.	CON	1,252
Pipe, Patricia E.M.	CON	1,208
McNamara, Yvonne E.	LAB	694
Hunt, Patricia M.	LAB	662
Walters, Keith A.	LAB	601

Kew

No change

Lourie, Alexander S.	LD	1,891
Miller, Jill A.	LD	1,848
Barnett, Anthony J.	LD	1,786
Guy, Diana	CON	1,448
Owens, Simon J.	CON	1,384
Conchie, William K.	CON	1,377
Leons-Marder, Barnaby J.	LAB	611
Leons-Marder, Pamela	LAB	605
Stevens, Celia F.	LAB	541
Harrison, Margaret J.	IND	177

Mortlake

No change

Razzall, Edward T.	LD	1,578
Fenwick, Susan E.	LD	1,526
Farthing, Paul S.	LD	1,508
West, Jane M.	CON	900
Saunders, John L.	CON	898
Hendry, Ross A.	CON	878
Matthews, Brian J.	LAB	523
Masters, Edward J.	LAB	511
Neimer, Ann F.	LAB	478

Palewell

No change

Hamwee, Sally R.	LD	1,674
Summers, Josephine A.	LD	1,615
Manners, Anthony L.	LD	1,547
Graham, Martin P.	CON	1,491
Otty, Neville J.	CON	1,415
Jabourian, Olivia	CON	1,376
Genders, William A.	LAB	428
Green, Christopher	LAB	420
Lumborg, Ronald H.	LAB	354

Richmond Hill

No change

Weber, Mary E.	LD	1,429
Miller, Brian P.	LD	1,398
Pierce, Martin D.	LD	1,395
Edwards, Simon J.	CON	1,296
Redman, Alexander J.M.	CON	1,278
Sparrow, David G.	CON	1,267
Laird, Alan D.	LAB	541
Barfield, Arnold R.	LAB	465
Mostyn, Joy P.	LAB	464

Richmond Town

No change

Cornish, Alison M.	LD	1,267
Carthew, Nicholas	LD	1,194
Taylor, Phillip B.	CON	845
Bennett, Rodney M.D.	CON	841
Graham, Garry J.	LAB	370
Jenkins, Susan P.	LAB	368

South Twickenham

2 no change - 1 CON gain from LD

Pope, Geoffrey R.	LD	1,552
Carr, Mary D.C.	LD	1,374
Orchard, Douglas	CON	1,369
Millar, Nora F.	CON	1,357
Topol, Steven J.	LD	1,336
Lloyd, Mark S.	CON	1,330
Smith, Terence R.	LAB	838
Nelson, Kenneth C.	LAB	808
Guichard, Stephen J.	LAB	783

Teddington

No change

Elengorn, Martin D.	LD	2,070
Pippard, Elaine I.	LD	2,035
Morgan, Roger P.	LD	1,953
Temlett, Peter J.	CON	1,108
Lamb, Simon	CON	1,082
Naughton, Iain A.	CON	1,047
Gilligan, Kevin A.	LAB	700
Boaler, Christopher J.	LAB	673
Rowe, Theresa M.	LAB	653

West Twickenham

2 LAB gains from LD

Gold, Michael D.	LAB	1,087
Mackenzie, Elizabeth G.	LAB	1,023
Allen, Piers R.	LD	978
Brenchley, Hugh L.	LD	953
Hollis, Penelope-Jane	CON	540
Hollis, Richard E.	CON	531

Whitton

No change

MacKinney, Keith	LD	1,692
MacKinney, Georgina	LD	1,667
Warren, Keith R.H.	LD	1,612
Pearce, Michael C.	CON	1,250
Rowles, Norma M.	CON	1,232
Ross, Kevin A.	CON	1,220
Thompson, Paul M.	LAB	642
Ennals, John R.	LAB	625
Warmington, Andrew R.	LAB	582

Southwark

Labour administration

1 Abbey	14 Faraday
2 Alleyn	15 Friary
3 Barse	16 Liddle
4 Bellenden	17 Lyndhurst
5 Bricklayers	18 Newington
6 Browning	19 Riverside
7 Brunswick	20 Rotherhithe
8 Burgess	21 Ruskin
9 Cathedral	22 Rye
10 Chaucer	23 St Giles
11 College	24 The Lane
12 Consort	25 Waverley
13 Dockyard	



State of the Parties 1964-94

	CON	LAB	LD	Others	Total
5.5.94	3	34	27	-	64
3.5.90	6	37	21	-	64
8.5.86	6	43	15	-	64
6.5.82	8	53	-	3	64
4.5.78	8	56	-	-	64
4.5.74	4	56	-	-	60
13.5.71	2	58	-	-	60
9.5.68	27	33	-	-	60
7.5.64	6	54	-	-	60

% Share of the Poll

	% poll	CON	LAB	LD	Others
5.5.94	37.5	12.8	46.2	39.7	1.3
3.5.90	39.6	20.1	47.6	25.7	6.6
8.5.86	40.8	18.1	50.7	28.8	2.5
6.5.82	34.3	28.5	43.7	24.2	3.6
4.5.78	32.2	36.0	59.0	3.7	1.4
4.5.74	27.2	19.0	69.3	9.7	2.0
13.5.71	31.1	21.8	77.4	0.0	0.7
9.5.68	23.0	51.6	43.9	2.5	2.0

Changes 1990-94

	CON	LAB	LD	Others	Total
Old Council 1994	6	34	21	2	63
Vacancies	-	-	-1	-	-1
By-elections	-	-1	+1	-	-
Transfers of Allegiance	-	-2	-	+2	-
3.5.90	6	37	21	-	64

General Statistics

		Southwark	London
May 1994	Electorate	176,850	4,872,088
Census 1991	Resident population aged 18+	169,899	5,228,925
	% Resident population of retirement age	16.5	16.8
	% Black and other ethnic minority groups	24.4	20.2
	% Households with child(ren) aged under 5	13.9	12.8
	% Households with only one adult and child(ren)	8.2	4.8
	% Households with an adult living alone	36.7	31.9
	% Households with over 1.0 persons per room	5.4	4.1
	% Households with 2 cars or more	8.8	18.2
	% Households in owner-occupied accommodation	27.2	57.2
May 1994	% Unemployed	20.1	12.9
April 1994	Band 'D' Council Tax	£569.50	£533.91

% Share of the Poll

Ward	Date	%poll	CON	LAB	LD	Others	
						TW	
Abbey	5.5.94	38.9	2.6	26.7	67.8	2.9	
	3.5.90	36.8	6.0	40.2	53.9		
						GRE	
Alleyn	5.5.94	37.0	22.1	58.8	19.1		
	3.5.90	43.0	32.0	49.6	8.2	10.1	
Barset	5.5.94	32.8	10.4	70.9	18.6		
	3.5.90	32.7	22.1	77.9	-		
						GRE	
Bellenden	5.5.94	38.3	14.0	68.1	17.9		
	3.5.90	40.0	18.1	56.7	8.4	16.8	
Bricklayers	5.5.94	38.6	4.5	25.6	69.8		
	3.5.90	44.8	5.6	31.1	63.4		
Browning	5.5.94	32.7	4.8	34.4	60.7		
	3.5.90	37.8	5.9	37.1	57.1		
						BNP	COM
Brunswick <i>By-election</i>	5.5.94	31.7	6.5	65.9	27.6		
	25.7.91	27.8	6.4	36.6	50.8	6.2	
	3.5.90	32.0	22.8	72.7	-	-	4.5
Burgess	5.5.94	36.6	3.8	43.8	52.5		
	3.5.90	40.6	3.3	38.1	58.6		
						COM	
Cathedral	5.5.94	41.7	3.1	19.3	76.0	1.5	
	3.5.90	41.6	7.5	31.5	61.0		
						COM	GRE
Chaucer	5.5.94	38.9	4.5	46.1	47.5	1.9	
	3.5.90	37.0	5.1	43.3	42.6	-	8.9
College	5.5.94	47.9	41.3	32.4	26.3		
	3.5.90	51.8	50.9	36.5	12.6		
Consort	5.5.94	31.6	11.6	65.0	23.4		
	3.5.90	35.5	24.6	75.4			
Dockyard	5.5.94	34.7	6.0	25.6	68.5		
	3.5.90	43.5	18.8	33.0	48.2		
Faraday	5.5.94	39.9	5.8	44.4	49.8		
	3.5.90	32.2	13.8	57.5	28.7		
						INDLLT	
Friary	5.5.94	33.3	5.8	53.0	41.2		
	3.5.90	35.8	11.0	50.2	6.1	32.8	
						GRE	
Liddle	5.5.94	20.2	5.8	74.2	12.6	7.3	
	3.5.90	18.1	12.0	88.0	-		
						GRE	
Lyndhurst	5.5.94	37.9	18.2	62.6	19.2		
	3.5.90	39.7	28.6	48.8	9.8	12.9	

Ward	Date	%poll	CON	LAB	LD	Others	
						GRE	
Newington	5.5.94	36.4	9.5	60.6	29.9		
	3.5.90	39.6	17.2	60.3	11.2	11.4	
Riverside	5.5.94	38.8	8.9	36.7	54.3		
	3.5.90	42.7	8.8	40.7	50.4		
						BN	MLAB
Rotherhithe	5.5.94	40.0	3.6	21.7	67.4	-	7.3
	3.5.90	46.3	3.7	25.0	64.2	7.0	
						GRE	
Ruskin	5.5.94	56.2	36.5	36.8	19.9	6.8	
	3.5.90	57.8	41.2	35.6	9.4	13.9	
						GRE	IND
Rye	5.5.94	47.3	34.9	49.0	12.6	-	3.4
	3.5.90	50.6	42.7	42.9	5.8	8.6	
						GRE	
St Giles	5.5.94	29.4	11.6	67.9	20.6		
	3.5.90	32.5	16.5	58.3	11.1	14.1	
The Lane	5.5.94	43.4	5.9	43.0	51.1		
	3.5.90	39.5	25.4	61.4	13.2		
Waverley	5.5.94	43.3	8.2	52.4	39.4		
	3.5.90	47.9	17.8	51.6	30.6		

Results

Abbey

No change

Blake, Alan S.	LD	1,252
Gauge, Steven H.	LD	1,188
Johnson, John D.	LAB	492
Livingston, Richard J.	LAB	470
Gerrens, Frederick C.T.	TW	53
Hammond, Philip	CON	52
van der Walt, Jon D.	CON	40

Alleyn

No change

Lothian, Cecile V.	LAB	1,175
Canagasabey, Harry	LAB	1,126
Gray, Percy	CON	433
Rowe, William P.	CON	430
Theiner, Shirley P.	LD	379
Egan, John J.	LD	370

Barset

No change

Claridge, Christine D.	LAB	1,158
Kirov, Svetlana	LAB	1,049
Jones, Deborah M.	LD	294
Ramsey, David	LD	286
Cobley, Gladys	CON	164
Taylor, Roy	CON	161

Bellenden

No change

Latham, Howard A.	LAB	2,080
Lee, Mike	LAB	2,044
Worsley, Anne V.	LAB	1,971
Baker, Alexander	LD	630
Elbert, Robert J.	LD	487
Brean, Frank J.	LD	486
Hardie, Miranda	CON	464
Pritchard-Gordon, Angus J.C.	CON	404
Spiers, Sharon F.	CON	388

Bricklayers

No change

Nash, Graham	LD	1,754
Scovell, Anne	LD	1,677
Cornall, Robert J.	LAB	636
Whitlock, Rosemary L.	LAB	623
Williams, John A.	CON	118
Hammond, Susan C.	CON	105

Browning

No change

Goldie, Geoffrey M.A.	LD	1,582
Cheesman, Paul	LD	1,574
Munday, James R.	LD	1,566
Green, Martin K.	LAB	924
Hore, Peter S.	LAB	885
Yates, Michael F.	LAB	869
Buckland, Elizabeth E.	CON	137
Sheridan, Alan	CON	133
Prince, Lilian M.	CON	107

Brunswick

2 no change - 1 LAB gain from LD

Driver, Ian D.	LAB	1,482
Naish, Lilian V.	LAB	1,427
Friary, John J.	LAB	1,413
Maurice, Vivien D.	LD	626
Bonnington, Philip J.	LD	617
O'Dowd, Wendy E.	LD	568
McKinney, Anna-Louise	CON	154
Mitchell, Douglas J.	CON	142
Pearce, Douglas	CON	128

Burgess

No change

Colley, Rose E.	LD	887
Neale, Eileen J.	LD	782
McKeown, Simon J.	LAB	703
Clark, Josephine E.	LAB	690
Coyle, Christina A.	CON	73
Prince, Roger G.	CON	47

Cathedral

No change

Wines, Hilary J.	LD	1,604
Shearman, Richard H.	LD	1,442
Smeath, Robert J.	LAB	412
Kutapan, Nicola A.	LAB	361
Hardy, Susan	CON	73
Randall Johnson, Peter A.	CON	53
Fitzgerald, Marcella	COM	31

Chaucer

2 no change - 1 LD gain from LAB

Bayne, Robert A.	LD	1,461
Thompson, Jennifer	LD	1,415
Lancashire, Stephan D.O.	LAB	1,410
Buxton, David C.	LD	1,404
Tee, Matt	LAB	1,375
Tee, Rebecca	LAB	1,363
Buckland, Ann E.	CON	170
Sheridan, Lorraine A.	CON	125
Hayward, Charles C.	CON	110
Fairchild, Joyce	COM	57

College

No change

Humphreys, Mark E.K.	CON	1,202
Charge, Stephen P.	CON	1,124
Ives, Sara E.	LAB	947
Sharples, Alan	LAB	878
Mynott, Patricia M.	LD	752
Price, Jonathan S.	LD	733

Consort

No change

Ritchie, Ian	LAB	1,040
Vahib, Hassan	LAB	858
Tomkins, Jaqueline E.	LD	356
Salt, Graham	LD	329
Brown, Leslie N.	CON	198
Franc, Edmund	CON	141

Dockyard

No change

Baar, Nicholas	LD	2,650
Denton, Elizabeth	LD	2,634
Partridge, Derek W.	LD	2,479
Marshall, Benjamin H.	LAB	1,002
McHugh, Aveen E.	LAB	996
Thomas, Lindsay N.P.	LAB	902
Holmes, Stephen C.	CON	273
Peirce, Anne	CON	213
Tunstill, Mark J.R.	CON	192

Faraday

3 LD gains from LAB

Clark, Ruth K.	LD	1,762
Langley, Alfred C.	LD	1,735
McCarthy, Donnachadh	LD	1,719
Cherrill, Charles	LAB	1,588
Lauder, John J.	LAB	1,529
Lauder, Lorraine	LAB	1,527
Hayward, Robert A.	CON	207
Newmark, Lucy M.	CON	205
Handscomb, Jennifer J.	CON	197

Friary

No change

Bailey, Linda	LAB	1,086
Khachik, Joan C.	LAB	972
Murison, Sonya J.H.	LAB	968
Berry, Christopher J.	LD	828
Guebert, Rand J.	LD	763
Hunt, Jonathan N.	LD	761
Brown, Ivy A.	CON	129
Beaumont, May	CON	104
Eldridge, Nicola A.	CON	101

Liddle

No change

Ellery, Mary	LAB	1,315
McCarthy, Daniel	LAB	1,191
Olayiwola, Abdur-Rahman O.	LAB	1,111
Banks, David	LD	226
Landels, John	LD	205
Ogunsanya, Rachel	LD	183
Wilson, Jennifer H.	GRE	119
Herbert, Dennis	CON	110
Christodoulou, Vassos	CON	79

Lyndhurst

No change

Graham, Aubyn	LAB	1,933
McInerney, Dermot T.	LAB	1,881
Dolezal, Nick F.	LAB	1,878
Milne, Alistair K.	LD	603
Heatley, Paul K.	LD	591
Gayler, Eleanor F.	CON	565
Grant, Olga M.C.	CON	556
Newby, Richard	LD	556
Pearce, Doris J.	CON	533

Newington

No change

Fraser, Jeremy S.	LAB	1,876
McDonald, Hannah J.	LAB	1,764
Wingfield, Robert I.	LAB	1,642
Clemens, Gillian I.	LD	916
Christmas, Ann	LD	904
Gurling, Sarah M.	LD	783
Dixon, Philip M.	CON	293
Malyon, Felicity E.	CON	271
Malyon, Richard J.	CON	262

Riverside

No change

Dunk, George H.	LD	1,461
Olliffe, Betty	LD	1,374
Manchester, Linda	LD	1,326
Newell, Coral A.	LAB	1,002
Sawer, Charles A.	LAB	926
Howard, John T.	LAB	885
Hughes, Robert G.	CON	364
Newbury, Jacqueline L.	CON	165
Woods, William	CON	154

Rotherhithe

No change

Pemberton, Frank	LD	1,537
Jones, Victor D.	LD	1,480
Bassom, Jaqueline E.	LD	1,454
Brasier, David C.	LAB	536
Griffiths, William J.R.	LAB	497
Upsall, Carl A.	LAB	403
Francis, Joan	MLAB	168
Kelly, Lynn	MLAB	159
Donovan, Julie	MLAB	155
Coomber, Joyce S.	CON	88
Gray, Frances M.	CON	84
Phillips, Sarah J.	CON	70

Ruskin

1 no change - 2 LAB gains from CON

Pearce, Michelle	LAB	1,651
Firminger, Alan	LAB	1,594
Eckersley, Tobias W.H.	CON	1,584
Bradbury, David S.	CON	1,577
Harvey, David J.	CON	1,486
Khalid, Usman	LAB	1,445
Martin, Gareth P.	LD	866
McGettigan, Anna	LD	841
Mitchell, Jonathan S.	LD	829
Goodman, Robert N.	GRE	291

Rye

1 no change - 1 LAB gain from CON

Duffy, Niall T.	LAB	1,493
Thorncroft, Dominic J.	LAB	1,329
Kimm, Irene A.	CON	1,045
Buddles, Alan J.	CON	964
Farrow, Alison	LD	382
Watson, Christine M.	LD	344
Robertson, Garth P.W.	IND	99

St Giles

No change

Feiner, Vincent C.	LAB	1,654
Ritchie, Anthony G.	LAB	1,627
Skelly, William	LAB	1,579
Allen, Mark	LD	496
Mason, Sandra R.	LD	489
Ashworth, Roy F.	LD	487
Jones, Clive W.	CON	283
McKinney, Hugh P.	CON	280
Lengyel, Peter	CON	264

The Lane

2 LD gains from LAB

Harrison, Sarah J.	LD	1,201
Williams, Nigel P.	LD	1,177
Alden, Leslie H.	LAB	1,002
Bernadt, Ann P.	LAB	1,001
Davenport, John G.	CON	138
Mitchell, Andrew M.	CON	135

Waverley

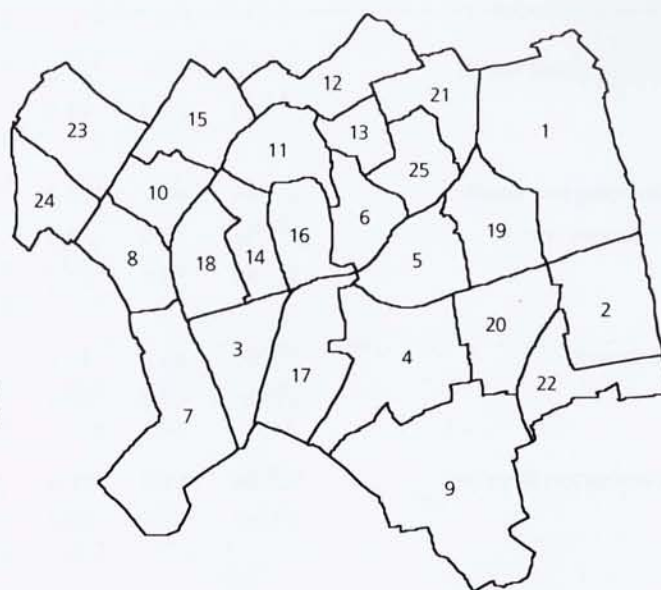
No change

Gibson, Michael A.	LAB	1,252
Sheilds, Fycsene	LAB	1,046
Watson, Neil C.	LD	892
Skelly, Robert J.	LD	835
Kirby, Heather	CON	191
Ladas, Diana M.	CON	168

Sutton

Liberal Democrat administration

- | | |
|----------------------|-------------------------|
| 1 Beddington North | 14 Sutton Central |
| 2 Beddington South | 15 Sutton Common |
| 3 Belmont | 16 Sutton East |
| 4 Carshalton Beeches | 17 Sutton South |
| 5 Carshalton Central | 18 Sutton West |
| 6 Carshalton North | 19 Wallington North |
| 7 Cheam South | 20 Wallington South |
| 8 Cheam West | 21 Wandle Valley |
| 9 Clockhouse | 22 Woodcote |
| 10 North Cheam | 23 Worcester Park North |
| 11 Rosehill | 24 Worcester Park South |
| 12 St Helier North | 25 Wrythe Green |
| 13 St Helier South | |



State of the Parties 1964-94

	CON	LAB	LD	Others	Total
5.5.94	4	5	47	-	56
3.5.90	18	6	32	-	56
8.5.86	21	7	28	-	56
6.5.82	46	7	3	-	56
4.5.78	47	7	2	-	56
4.5.74	28	13	6	4	51
13.5.71	25	21	-	5	51
9.5.68	41	7	-	3	51
7.5.64	30	17	-	4	51

% Share of the Poll

	% poll	CON	LAB	LD	Others
5.5.94	49.3	24.6	15.1	55.8	4.5
3.5.90	55.4	37.4	16.2	41.3	5.2
8.5.86	51.1	39.5	16.5	41.6	2.4
6.5.82	52.1	50.9	14.1	34.7	0.3
4.5.78	49.8	59.8	24.7	14.9	0.5
4.5.74	48.7	42.1	26.4	24.6	6.9
13.5.71	39.7	43.0	42.9	3.8	10.3
9.5.68	39.2	63.0	20.9	6.7	9.5

Changes 1990-94

	CON	LAB	LD	Others	Total
Old Council 1994	18	6	32	-	56
Vacancies	-	-	-	-	-
By-elections	-	-	-	-	-
Transfers of Allegiance	-	-	-	-	-
3.5.90	18	6	32	-	56

General Statistics

		Sutton	London
May 1994	Electorate	127,974	4,872,088
Census 1991	Resident population aged 18+	132,428	5,228,925
	% Resident population of retirement age	18.5	16.8
	% Black and other ethnic minority groups	5.9	20.2
	% Households with child(ren) aged under 5	12.7	12.8
	% Households with only one adult and child(ren)	3.1	4.8
	% Households with an adult living alone	28.1	31.9
	% Households with over 1.0 persons per room	1.8	4.1
	% Households with 2 cars or more	28.4	18.2
	% Households in owner-occupied accommodation	75.3	57.2
May 1994	% Unemployed	7.1	12.9
April 1994	Band 'D' Council Tax	£541.62	£533.91

% Share of the Poll

Ward	Date	%poll	CON	LAB	LD	Others		
						GRE		
Beddington North	5.5.94	53.7	27.3	9.3	58.4	5.0		
	3.5.90	61.7	36.5	8.9	50.1	4.6		
						GRE	IND	RLGG
Beddington South <i>by-election</i>	5.5.94	45.7	16.7	19.0	61.3	-	3.1	
	30.7.92	38.6	32.5	18.3	43.8	3.6	-	1.8
	3.5.90	54.1	27.2	25.9	43.1	-	-	3.7
						GRE		
Belmont	5.5.94	46.7	42.2	9.5	43.6	4.6		
	3.5.90	50.3	58.6	11.0	24.1	6.3		
						GRE	SDP	
Carshalton Beeches	5.5.94	51.0	37.8	12.2	43.5	6.5		
	3.5.90	55.6	48.4	10.4	24.8	7.6	8.9	
						GRE	RLGG	
Carshalton Central	5.5.94	54.3	25.1	9.5	52.7	12.7		
	3.5.90	60.3	38.6	8.8	46.4	5.5	0.6	
						GRE		
Carshalton North	5.5.94	53.0	16.8	11.3	66.8	5.1		
	3.5.90	58.1	29.5	10.9	55.4	4.3		
						GRE	IND	
Cheam South	5.5.94	48.4	60.3	5.8	24.8	-	9.1	
	3.5.90	55.9	71.5	5.0	17.3	6.3		
						GRE	IND	
Cheam West	5.5.94	55.5	28.4	7.8	57.3	2.1		
	3.5.90	62.2	44.4	6.2	46.0	3.4		
Clockhouse	5.5.94	59.7	17.9	17.9	64.1			
	3.5.90	64.5	55.6	21.0	23.5			
North Cheam	5.5.94	51.3	18.9	10.5	70.6			
	3.5.90	59.7	29.5	8.1	62.4			
Rosehill	5.5.94	51.0	18.4	8.6	73.0			
	3.5.90	60.7	31.0	9.0	60.0			
						BNP	RLGG	
St Helier North	5.5.94	43.8	8.7	49.9	33.4	8.0		
	3.5.90	47.2	16.8	58.4	22.8	-	2.0	
						RLGG		
St Helier South	5.5.94	39.3	7.6	52.1	40.3			
	3.5.90	46.6	12.9	63.7	20.0	3.3		
						RLGG		
Sutton Central	5.5.94	46.8	14.5	12.5	73.0			
	3.5.90	52.2	23.8	14.8	59.1	2.3		
Sutton Common	5.5.94	48.1		12.0	88.0			
	3.5.90	60.1	26.5	8.4	65.1			
						GRE		
Sutton East	5.5.94	48.4	19.4	23.4	51.4	5.7		
	3.5.90	53.2	29.8	20.7	49.5			

Ward	Date	%poll	CON	LAB	LD	Others			
						GRE			
Sutton South	5.5.94	42.2	40.6	12.4	41.5	5.5			
	3.5.90	48.8	51.6	13.1	27.8	7.5			
						GRE			
Sutton West	5.5.94	52.9	22.7	7.0	67.0	3.3			
	3.5.90	59.9	29.2	6.9	63.9				
						GRE			
Wallington North	5.5.94	50.5	24.4	13.3	56.8	5.5			
	3.5.90	51.5	43.8	18.5	30.5	7.3			
						GRE	MRL	RLGG	SDP
Wallington South	5.5.94	50.0	30.0	10.5	52.3	4.8	2.4		
	3.5.90	53.0	41.9	13.6	24.1	7.3	-	3.4	9.7
						GRE			
Wandle Valley	5.5.94	53.3	7.0	34.2	56.2	2.5			
	3.5.90	56.5	14.4	43.2	42.4				
Woodcote	5.5.94	48.2	59.4	9.2	31.4				
	3.5.90	54.6	71.2	9.2	19.7				
						GRE			
Worcester Park North	5.5.94	48.0	23.6	8.9	63.2	4.4			
	3.5.90	57.0	37.8	9.5	47.9	4.7			
Worcester Park South	5.5.94	53.6	20.2	8.1	71.6				
	3.5.90	62.7	39.2	8.0	52.8				
						GRE			
Wrythe Green	5.5.94	50.3	17.9	19.7	58.8	3.6			
	3.5.90	56.5	29.4	17.2	47.4	5.9			

Results

Beddington North

No change

Cooper, Pamela M.	LD	1,496
Leach, John W.E.	LD	1,425
Butt, Moira J.	CON	709
Pillinger, Eric S.	CON	659
Thomas, Margaret A.	LAB	236
Frempong, Anthony R.	LAB	227
Rudkin, Peter T.	GRE	125

Beddington South

No change

Irving, Robert J.	LD	1,746
Saunders, Colleen	LD	1,655
Edwards, Olive D.	LD	1,646
McLoughlin, Jacqueline M.	LAB	537
Bailey, Stephen T.	LAB	523
Blunden, William E.	LAB	502
Keynes, Brian W.	CON	467
Rowley, Mark M.	CON	464
Casselden, Christopher J.	CON	447
Gibbons, Lawrance	IND	84

Belmont

2 LD gains from CON

Wallace, Anthony S.	LD	1,153
Snelling, Andrew J.	LD	1,127
Ison, Roger M.V.	CON	1,116
Pritchett, Simon J.A.	CON	1,088
Harrison, Paul M.	LAB	252
Stewart, Sarah L.	LAB	246
Jarrett, Heather V.	GRE	121

Carshalton Beeches

3 LD gains from CON

Miles, Gary M.	LD	1,574
Woodley, Margaret	LD	1,512
Gvozdenovic, Daphne A.	LD	1,463
Pearl, Mavis	CON	1,328
Martin, Keith J.	CON	1,317
Crowley, Edward J.	CON	1,307
Shearer, Claire	LAB	493
Randall, Peter C.	LAB	395
Towner, Anne	LAB	387
Cornford, Wendy J.	GRE	225

Carshalton Central

No change

Brake, Thomas A.	LD	1,338
Baughan, Angela K.	LD	1,290
Deely, Lea	CON	639
Harmon-de Clare, Timothy D.	CON	613
Steel, Robert W.	GRE	459
Banks, Douglas J.	LAB	253
Cummins, Anna-Marie	LAB	218
Tomlin, Dennis F.	GRE	172

Carshalton North

No change

Cooper, Michael A.	LD	1,818
Lock, Delphine C.	LD	1,640
Rogers, Harry	CON	458
Rowback, Michael T.	CON	412
Green, Katherine L.	LAB	302
Green, Mark R.	LAB	285
Hornsby, Neil J.	GRE	132

Cheam South

No change

Ranson, Lynette G.	CON	1,335
Trevor, Edward G.	CON	1,245
Little, David M.	LD	548
Roberts, Patricia J.	LD	511
Mackrory-Jamieson, Viviane V.E.	IND	194
Jarman, David	LAB	139
Snelling, Claire J.	LAB	110

Cheam West

No change

Gleeson, Robert P.	LD	1,396
Steward, Mark T.	LD	1,373
Coulston, Peter	CON	691
Taylor, Adrian C.	CON	684
Dixon, Denise E.	LAB	200
Montgomery, Gale A.	LAB	176
Bate, Andrew M.	IND	107
Scaffardi, Edith S.	GRE	50

Clockhouse

1 LD gain from CON

Daly, James G.	LD	583
Care, John W.	CON	163
Weir, John A.S.	LAB	163

North Cheam

No change

Shaw, Ruth M.	LD	1,683
Freeman, Julian P.	LD	1,676
Sharvill, Joan W.	CON	464
Clark, Margaret F.	CON	437
Morris, Gillian A.	LAB	255
Morris, Paul T.	LAB	244

Rosehill

No change

Burstow, Paul K.	LD	1,637
Kemm, Mary E.	LD	1,511
Lever, Stanley F.	CON	401
Rayne, Lorna M.	CON	395
Cole, Martin	LAB	194
Pollard, David J.	LAB	177

St Helier North

No change

Kane, Patrick B.	LAB	1,314
Hopkins, Donald B.	LAB	1,288
Theobald, Andrew C.	LAB	1,146
Brett Young, Anthony	LD	890
Smith, Lawrence C.	LD	823
Reed, Barry F.	LD	796
Creece, Robert A.	CON	226
Pidgeon, Beryl C.	CON	215
Pike, Alison J.	CON	209
Oliver, Jennifer F.	BNP	199

St Helier South

No change

Mansell, Charles J.	LAB	835
Stagg, Gary F.	LAB	779
Brennan, John F.	LD	638
Frater, Neil	LD	610
Deann-Valentine, Michael M.	CON	125
Jaques, Patrick D.	CON	110

Sutton Central

No change

Tope, Graham N.	LD	1,608
Pitkin, Keith J.S.M.	LD	1,533
Gale, Bryan D.L.	CON	320
Taylor, Alfred J.	CON	305
Fleming, David C.	LAB	284
Evers, John K.	LAB	253

Sutton Common

No change

O'Connell, Lesley F.	LD	1,723
Broadbent, Richard F.	LD	1,716
Smith, Herbert J.	LAB	239
Dunton, George H.	LAB	229

Sutton East

No change

Kearney, Austin P.	LD	1,438
Woods, Terence A.	LD	1,400
Lowne, Janet	LD	1,395
Thorpe, Anthony R.	LAB	681
Dyson, Antony C.	LAB	647
Willsher, Kevin J.	LAB	602
Hicks, Christine M.	CON	537
Irwin, Heather M.	CON	533
Leech, Doreen P.	CON	527
Collier, Richard S.	GRE	157

Sutton South

1 no change - 2 LD gains from CON

Brims, Donald G.	LD	1,349
Brisley, Jean	CON	1,283
Cull, Nicholas	LD	1,274
Geiringer, Peter H.	CON	1,238
Lindfield, David P.	CON	1,194
Chatterjee, Jayanta K.	LD	1,177
Brennan, Geoffrey	LAB	432
Smart, Margaret	LAB	364
Imrie, Suzanne F.	LAB	338
Cornford, John K.W.	GRE	215
Honey, Simon J.	GRE	153
Peglar, Maureen H.	GRE	132

Sutton West

No change

Headley, Christine L.B.	LD	1,593
Jerome, Gerard	LD	1,428
Verner, Linda E.	CON	513
Longhurst, Glenys A.	CON	510
Dixon, Christopher J.	LAB	163
Williams, Ronald S.	LAB	153
Hickson, Jose K.	GRE	79
Hickson, Peter H.	GRE	68

Wallington North

3 LD gains from CON

Dodwell, John	LD	2,070
Lyon, Michael G.	LD	1,946
Overy, Peter J.	LD	1,918
Bowles, Howard J.	CON	861
Care, Craydon R.	CON	845
Hill, John M.	CON	843
Byrne, Gregory P.	LAB	485
Mackie, Richard T.	LAB	462
Turner, Peter J.	LAB	442
Cooper, John R.	GRE	190

Wallington South

3 LD gains from CON

Bailey, Richard H.	LD	1,983
Hudson, Brendan	LD	1,845
Theed, Stanley A.G.	LD	1,712
Brisley, Liane S.	CON	1,104
Martin-Clark, David L.	CON	1,053
Pike, Michael V.	CON	1,021
Murray, David N.	LAB	392
McLoughlin, Michael J.	LAB	382
Poge, Clive S.	LAB	342
Riddlestone, Susan E.	GRE	171
Major, John	MRL	96
Major, Norma	MRL	72

Wandle Valley

1 no change - 1 LD gain from LAB

Court, Margaret P.	LD	1,190
Bishop, Matthew R.	LD	1,189
Lloyd, Stephen P.	LAB	758
Scotter, Violet J.	LAB	690
Lovell, Ivor A.A.	CON	156
Lovell, Shirley K.	CON	142
O'Keefe, Sean	GRE	53

Woodcote

No change

Whitham, Graham G.	CON	777
Ponikwer, Duncan R.	LD	411
Poge, Ann K.	LAB	120

Worcester Park North

No change

Campbell, Carol M.	LD	2,058
Campbell, Gareth W.	LD	2,055
Shaw, Arnold H.	LD	1,940
Brown, Alan J.	CON	800
Carter, Clifford C.G.	CON	730
Moxon, Beryl R.	CON	727
Jones, David R.	LAB	299
Hosking, Hilary C.	LAB	286
Kossowicz, Margaret	LAB	263
Moore, Ian	GRE	141

Worcester Park South

No change

Roberts, Roger D.C.	LD	1,652
Shaw, Michael J.	LD	1,636
Osborne, Alan	CON	485
Wortley, Hilary V.	CON	444
Olive, Alan	LAB	188
Mowatt, Alan J.	LAB	185

Wrythe Green

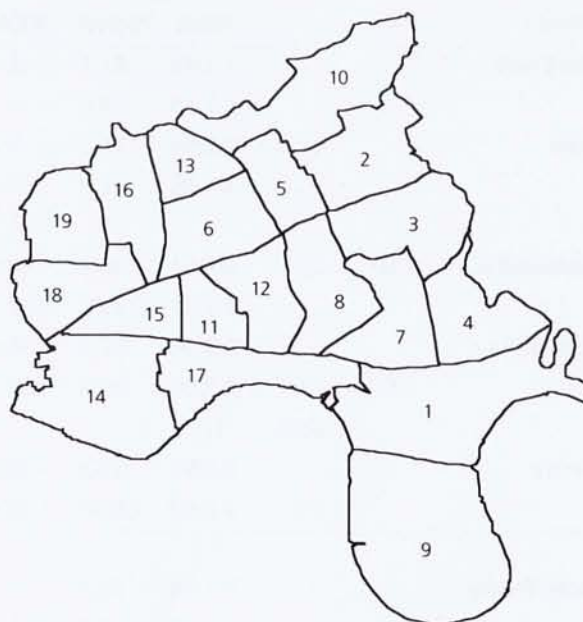
No change

Siggins, Sheila C.	LD	1,476
Stears, Susan M.	LD	1,445
Morgan, John G.	LAB	500
Mansell, Susan F.	LAB	478
Jones, Elaine	CON	454
Shaw-Davis, Patricia	CON	437
Fuller, William E.	GRE	90

Tower Hamlets

Labour administration

- | | |
|----------------|-------------------|
| 1 Blackwall | 11 Redcoat |
| 2 Bow | 12 St Dunstan's |
| 3 Bromley | 13 St James' |
| 4 East India | 14 St Katharine's |
| 5 Grove | 15 St Mary's |
| 6 Holy Trinity | 16 St Peter's |
| 7 Lansbury | 17 Shadwell |
| 8 Limehouse | 18 Spitalfields |
| 9 Millwall | 19 Weavers |
| 10 Park | |



State of the Parties 1964-94

	CON	LAB	LD	Others	Total
5.5.94	-	43	7	-	50
3.5.90	-	20	30	-	50
8.5.86	-	24	26	-	50
6.5.82	-	31	18	1	50
4.5.78	-	43	7	-	50
4.5.74	-	60	-	-	60
13.5.71	-	60	-	-	60
9.5.68	-	57	-	3	60
7.5.64	-	55	-	5	60

% Share of the Poll

	% poll	CON	LAB	LD	Others
5.5.94	54.1	3.5	50.8	26.5	19.3
3.5.90	46.1	4.9	42.8	43.4	8.9
8.5.86	38.9	7.2	44.6	42.5	5.7
6.5.82	31.1	6.7	47.3	40.5	5.5
4.5.78	28.3	9.5	64.3	10.8	15.4
4.5.74	18.3	2.5	85.8	6.5	5.2
13.5.71	25.9	5.4	89.2	0.7	4.7
9.5.68	14.3	10.0	70.8	6.1	13.0

Changes 1990-94

	CON	LAB	LD	Others	Total
Old Council 1994	-	20	29	1	50
Vacancies	-	-	-	-	-
By-elections	-	-	-1	+1	-
Transfers of Allegiance	-	-	-	-	-
3.5.90	-	20	30	-	50

General Statistics

		Tower Hamlets	London
May 1994	Electorate	112,366	4,872,088
Census 1991	Resident population aged 18+	115,661	5,228,925
	% Resident population of retirement age	15.2	16.8
	% Black and other ethnic minority groups	35.6	20.2
	% Households with child(ren) aged under 5	16.2	12.8
	% Households with only one adult and child(ren)	6.3	4.8
	% Households with an adult living alone	35.5	31.9
	% Households with over 1.0 persons per room	11.1	4.1
	% Households with 2 cars or more	6.7	18.2
	% Households in owner-occupied accommodation	23.2	57.2
May 1994	% Unemployed	23.6	12.9
April 1994	Band 'D' Council Tax	£533.31	£533.91

% Share of the Poll

Ward	Date	%poll	CON	LAB	LD	Others				
Blackwall	5.5.94	52.7	8.1	71.0	20.9					
	3.5.90	35.6	-	73.0	27.0					
Bow	5.5.94	44.2	6.2	40.2	53.6					
	3.5.90	41.3	-	35.2	64.8					
Bromley	5.5.94	49.8	4.5	68.4	18.4	GRE				
	3.5.90	41.8	3.4	61.9	34.7					
East India	5.5.94	53.2	4.0	58.1	37.9					
	3.5.90	45.5	-	42.2	57.8					
Grove	5.5.94	51.3	4.0	38.6	51.1	GRE				
	3.5.90	52.4	2.9	31.9	59.9					
Holy Trinity	5.5.94	58.3	-	34.9	23.8	BNP	GRE	ILD		
	3.5.90	49.9	-	28.9	55.7	8.7	6.7			
Lansbury	5.5.94	56.7	2.9	45.6	36.0	IND				
	3.5.90	49.5	2.6	38.2	59.2					
Limehouse	5.5.94	54.7	3.3	58.9	34.1	GRE	IND			
	3.5.90	48.2	-	36.4	59.0	-	3.7			
Millwall	5.5.94	66.5	3.6	50.3	12.0	BNP				
	16.9.93	44.0	3.1	33.7	29.4	GRE				
	1.10.92	33.8	5.5	38.7	35.8	II				
	3.5.90	41.3	7.5	45.1	39.9	IND				
Park	5.5.94	49.5	4.3	37.0	58.8					
	19.7.90	36.4	1.1	38.8	50.5	8.4	1.2			
	3.5.90	54.2	1.9	32.7	62.7	-	2.6			
Redcoat	5.5.94	56.8	3.4	57.9	38.6	BN				
	3.5.90	54.1	1.7	26.1	60.8	3.6	3.8	TLR		
St Dunstan's	5.5.94	52.2	-	71.4	20.3	GRE				
	3.5.90	45.8	5.2	60.7	27.1	IND				
St James'	5.5.94	60.9		47.8	30.3	BNP				
	3.5.90	51.5	1.8	35.4	54.5	3.9	4.4			
St Katharine's	5.5.94	47.8	7.4	45.6	25.4	CC	GRE	ILAB	IND	RES
	3.5.90	41.4	20.6	53.0	-	-	11.7	3.3	6.6	
St Mary's	5.5.94	55.1	4.4	66.8	5.9	CC				
	3.5.90	45.6	2.8	34.5	35.1	12.8	-	5.3	9.3	

Ward	Date	%poll	CON	LAB	LD	Others			
						BNP	GRE	ILD	
St Peter's <i>by-election</i>	5.5.94	53.1	3.2	44.8	13.2	19.7	-	19.0	
	30.8.90	31.0	2.3	45.3	40.3	12.1			
	3.5.90	48.3	-	34.0	57.7	-	8.3		
Shadwell	5.5.94	51.4	8.8	47.5	22.1	7.2	14.5		
	3.5.90	38.1	25.3	74.7					
Spitalfields <i>by-election</i>	5.5.94	53.8	-	59.0	31.6				9.5
	27.8.92	31.5	31.2	64.0	-	4.8			
	3.5.90	42.9	11.2	58.2	-	2.8	9.6	8.5	9.8
Weavers	5.5.94	53.1	-	42.7	26.4	30.9			
	3.5.90	55.0	1.5	31.3	65.2	-	2.1		

Results

Blackwall

No change

Shawcroft, Christine L.	LAB	1,147
Twomey, Dennis	LAB	1,024
Moore, John P.	LD	321
Ramsey, Patricia A.	LD	319
Drew, Pamela	CON	127
Neill, Robert J.	CON	121

Bow

No change

Catchpole, Patricia L.	LD	1,308
Gipson, Raymond G.	LD	1,258
Webb, Patricia M.	LD	1,187
Richmond, Bernard G.	LAB	962
Sterne, Jonathan A.C.	LAB	935
Wakefield, William E.	LAB	918
Gordon-Clark, Simon M.	CON	176
Mitchell, Ronald D.	CON	131
Phibbs, Jessica F.L.	CON	130

Bromley

No change

Downes, Arthur W.	LAB	2,040
McAree, Neil J.	LAB	1,998
Hinvest, Carol M.	LAB	1,967
England, Derek	LD	568
Knowles, Belinda J.	LD	534
Wood, Rosemary	LD	509
Cox, David J.	GRE	253
Corfield, Graem M.	CON	161
Ailerv, Lawrence	CON	120
Ransom, Linda M.	CON	118

East India

2 LAB gains from LD

Beckett, Stephen J.	LAB	1,310
Amor, Yve	LAB	1,211
Huxted, Nigel P.	LD	823
Stacy, Terence J.E.	LD	823
Palmer, Amanda J.	CON	87
Hoile, David C.	CON	86

Grove

No change

Ludlow, Janet I.	LD	991
Hunn, Frederick C.	LD	968
Everington, Anthony H.	LAB	777
Sharpe, Anthony J.	LAB	702
Petter, Stephen	GRE	120
Livingstone, John S.	CON	94
Perrott, Barbara J.	CON	58

Holy Trinity

3 LAB gains from LD

Ahmed, Nooruddin	LAB	1,407
Gregory, Linda	LAB	1,398
Ramanoop, Joseph	LAB	1,258
Gale, Nicola K.	LD	1,039
Stokes, Jonathon S.	LD	1,002
King, David M.	BNP	786
Miller, Lynda	BNP	743
McHale, Edward J.	BNP	737
Rahman, Akikur	LD	722
* Nudds, John P.	ILD	680
Klein, Richard H.	GRE	165

Lansbury

3 LAB gains from LD

Commons, Eric A.	LAB	1,450
Johnson, Diana R.	LAB	1,436
Morton, Kevin V.	LAB	1,373
Hughes, Peter	LD	1,192
Blandford, Barry A.	LD	1,101
Bargery, Paul A.	LD	1,072
Hemingway, David A.	IND	483
McLachlan, James	CON	103
Cure, David J.	CON	93
Ransom, David	CON	75

Limehouse

3 LAB gains from LD

Edgar, David J.	LAB	1,592
Ryan, John P.	LAB	1,562
Alom, Soyful	LAB	1,559
Caplan, Maurice	LD	989
Lee, Gwendoline	LD	886
Rayment, Stewart G.	LD	858
Goodman, Paul A.	CON	109
Khan, Mohammed T.	IND	98
Smith, Harry C.	CON	88
Samih, Abu	CON	71

Millwall

2 no change - 1 LAB gain from BNP

Mainwaring, Julia	LAB	3,547
Young, Martin	LAB	3,447
Molyneaux, Stephen	LAB	3,446
Beackon, Derek W.	BNP	2,041
Callow, Gordon	BNP	1,775
Smith, Alan	BNP	1,713
Mathews, Jonathan P.	LD	874
Mills, Jennifer E.	LD	861
Pye, George G.	LD	754
Hunt, James J.	II	386
Dickenson, Timothy R.	CON	322
Fage, Jeremy P.	CON	217
Hayhoe, Crispin B.G.	CON	210
Osmond, Olwen C.	IND	124

Park

No change

Baunton, Elizabeth	LD	1,083
Brown, Paul A.	LD	911
Rae, Margaret A.	LAB	634
Royal, Philip N.	LAB	621
Benjamin, Victoria C.	CON	77
Parslew, Christopher	CON	68

Redcoat

2 LAB gains from LD

Harris, Belle	LAB	1,431
Stratford, Frederick P.	LAB	1,429
Langan, James	LD	1,009
McNally, Timothy J.	LD	899
Peacock, Zlata	CON	85

St Dunstan's

No change

Biggs, John R.	LAB	2,213
Uddin, Mohammed S.	LAB	1,965
Gadd, Derek J.	LAB	1,964
Wearne, Philip K.	LD	601
Khan, Abdul M.	LD	589
Morpurgo, Lesley A.	LD	552
Miah, Mukith	IND	239

* John Nudds obtained a High Court ruling which enabled him to be described as a member of the Liberal Democrat Focus Team on the ballot papers.

St James'

2 LAB gains from LD

Taylor, Mark E.	LAB	1,441
Melvin, Lorraine K.	LAB	1,402
Snooks, Albert J.	LD	938
Mitchell, Jennifer S.	LD	862
Dooley, Victor J.	BNP	653

St Katharine's

No change

Asad, Abdul	LAB	2,131
Jones, Denise	LAB	2,116
Jalal, Rajan U.	LAB	2,020
Goodwin, David J.	LD	1,195
Harriott, Josephine	LD	1,167
Miah, Afzal H.S.	LD	1,127
Ali, Ali H.	ILAB	537
Bell, Kevin A.	CON	381
Singleton, Pamela A.	CON	334
Thompson, Adrian C.	CON	308
Isaacs, Jack	IRE	300
Tilly, Gwendolen R.	IND	150

St Mary's

2 LAB gains from LD

Linton, Amanda	LAB	1,625
Alom, Bodrul	LAB	1,560
Bowler, Robert	ILD	551
Warner, Raymond J.	ILD	545
Ali, Abdul	LD	141
Khan, Mohammed A.S.	CON	104

St Peter's

1 no change - 2 LAB gains from LD

Maxwell, Philip A.	LAB	2,092
Uddin, Ala	LAB	2,010
Marney, Raymond	LAB	1,967
Ambrose, Anne E.	ILD	893
Maxwell, Paul	BNP	889
Caufield, Kathleen	ILD	876
Wright, Betty	ILD	803
Islam, Syed S.	LD	627
Patton, Michael P.J.	LD	567
Emmerson, Jane E.	CON	161
Southcombe, Charles W.	CON	128

Shadwell

No change

Lilley, Albert	LAB	1,870
Uddin, Pola M.	LAB	1,652
Shukur, Abdur	LAB	1,635
Roberts, Richard F.	LD	889
Ocuneff, Victoria L.	LD	776
Miah, Hilal	LD	730
Miah, Azad	ILAB	523
Powell, Richard H.	CON	367
Ingham, Paul W.E.	CON	294
Dale, Iain C.	CON	293
Baker, David J.	GRE	261

Spitalfields

No change

Mizzan, Syed A.	LAB	1,937
Mortuza, Ghulam	LAB	1,864
Rahman, Aatur	LAB	1,740
Huque, Muhammad N.	LD	1,018
Islam, Syed N.	LD	1,013
Matin, Mohammed A.	LD	935
Mohi, Uddin	ILAB	296

Weavers

3 LAB gains from LD

Ali, Sunahwar	LAB	1,518
Peters, Vanessa L.	LAB	1,462
Jacob, Albert C.	LAB	1,427
Shaw, Jeremy A.	ILD	1,224
Milson, Terry B.	ILD	1,044
Appiah, Kofi B.	LD	937
Uddin, Nizam	ILD	922
Miah, Sajjad	LD	882

Waltham Forest

Labour minority administration

- | | |
|-------------------|--------------------|
| 1 Cann Hall | 11 Higham Hill |
| 2 Cathall | 12 Hoe Street |
| 3 Chapel End | 13 Larkwood |
| 4 Chingford Green | 14 Lea Bridge |
| 5 Endlebury | 15 Leyton |
| 6 Forest | 16 Leytonstone |
| 7 Grove Green | 17 Lloyd Park |
| 8 Hale End | 18 St James Street |
| 9 Hatch Lane | 19 Valley |
| 10 High Street | 20 Wood Street |



State of the Parties 1964-94

	CON	LAB	LD	Others	Total
5.5.94	16	27	14	-	57
3.5.90	16	30	11	-	57
8.5.86	16	31	10	-	57
6.5.82	25	26	6	-	57
4.5.78	21	36	-	-	57
4.5.74	12	36	-	-	48
13.5.71	9	39	-	-	48
9.5.68	44	4	-	-	48
7.5.64	3	36	-	9	48

% Share of the Poll

	% poll	CON	LAB	LD	Others
5.5.94	44.6	23	40.6	31.2	5.2
3.5.90	50.8	33.7	36.2	22.5	7.6
8.5.86	44.9	29.4	40.6	26.1	3.8
6.5.82	42.8	40.7	31.2	27.1	1.0
4.5.78	40.8	46.0	43.8	3.0	7.1
4.5.74	31.3	37.7	45.4	10.2	6.7
13.5.71	39.0	34.8	55.7	1.7	7.8
9.5.68	38.3	55.4	29.7	3.7	11.2

Changes 1990-94

	CON	LAB	LD	Others	Total
Old Council 1994	15	29	11	2	57
Vacancies	-	-	-	-	-
By-elections	-	-	-	-	-
Transfers of Allegiance	-1	-1	-	+2	-
3.5.90	16	30	11	-	57

General Statistics

		Waltham Forest	London
May 1994	Electorate	160,833	4,872,088
Census 1991	Resident population aged 18+	164,120	5,228,925
	% Resident population of retirement age	16.8	16.8
	% Black and other ethnic minority groups	25.6	20.2
	% Households with child(ren) aged under 5	14.1	12.8
	% Households with only one adult and child(ren)	5.1	4.8
	% Households with an adult living alone	30.6	31.9
	% Households with over 1.0 persons per room	4.5	4.1
	% Households with 2 cars or more	15.4	18.2
	% Households in owner-occupied accommodation	61.5	57.2
May 1994	% Unemployed	14.6	12.9
April 1994	Band 'D' Council Tax	£587.07	£533.91

% Share of the Poll

Ward	Date	%poll	CON	LAB	LD	Others		
Cann Hall	5.5.94	49.9	5.3	40.8	53.9			
	3.5.90	53.2	6.8	41.2	51.9			
Cathall						COM	IND	GRE
	5.5.94	36.7	10.4	65.7	15.8	-	8.1	
	3.5.90	41.6	14.3	61.3	12.3	2.7	-	9.5
Chapel End						GRE		
	5.5.94	50.2	16.3	26.1	52.4	5.1		
	3.5.90	55.8	32.1	22.9	37.7	7.3		
Chingford Green						GRE	IND	
	5.5.94	47.7	50.0	18.0	29.0	-	2.9	
	3.5.90	58.9	58.1	12.4	22.0	6.9	0.6	
Endlebury						GRE		
	5.5.94	44.3	57.6	19.4	23.0			
	3.5.90	55.2	66.8	12.8	12.7	7.7		
Forest						GRE		
	5.5.94	50.9	7.2	47.9	44.9			
	3.5.90	50.2	14.5	39.3	38.9	7.3		
Grove Green						GRE		
	5.5.94	42.6	10.7	55.1	26.0	8.2		
	3.5.90	50.2	14.1	48.1	29.3	8.5		
Hale End						GRE		
	5.5.94	53.5	37.3	24.7	30.6	7.4		
	3.5.90	57.8	55.0	23.1	10.7	11.2		
Hatch Lane						GRE		
	5.5.94	44.4	48.4	28.9	22.7			
	3.5.90	53.8	53.9	26.0	11.6	8.5		
High Street						DC		
	5.5.94	44.8	15.5	54.0	30.5			
	3.5.90	50.8	29.3	47.0	21.7	2.0		
Higham Hill						DC	GRE	
	5.5.94	50.6	8.1	25.1	66.8			
	3.5.90	54.9	15.7	25.9	58.3			
Hoe Street						DC	GRE	
	5.5.94	44.0	20.3	52.5	15.3	-	11.9	
	3.5.90	50.1	26.0	49.2	9.6	2.0	13.2	
Larkwood						GRE		
	5.5.94	42.8	51.3	28.3	20.4			
	3.5.90	52.2	59.7	20.7	10.7	8.8		
Lea Bridge						IND		
	5.5.94	37.8	18.5	62.8	15.5	3.2		
	3.5.90	44.7	29.1	53.2	13.7	4.0		
Leyton						DC		
	5.5.94	48.7	-	47.4	52.6			
	3.5.90	50.3	7.5	44.6	46.4	1.5		

						GRE	IND			
Leytonstone	5.5.94	42.9	13.6	51.5	24.8	10.0				
<i>By-election</i>	15.10.92	29.3	7.4	48.6	39.4	-	4.6			
	3.5.90	46.6	22.2	54.0	9.9	13.8				
						GRE	IND			
Lloyd Park	5.5.94	40.9	19.4	49.8	19.8	-	10.9			
	3.5.90	49.4	34.7	42.0	11.7	11.6				
						COM	DC	GRE	IND	MLAB
St James Street	5.5.94	38.9	18.8	45.0	11.8	-	-	8.0	6.1	10.5
	3.5.90	42.5	26.0	45.5	10.0	1.7	1.8	15.0		
						GRE				
Valley	5.5.94	38.4	43.0	28.2	21.3	7.4				
	3.5.90	49.0	63.2	24.2	12.6					
Wood Street	5.5.94	49.8	13.8	40.6	45.6					
	3.5.90	54.4	32.3	38.3	29.4					

Results

Cann Hall

No change

Kitson, Clyde	LD	2,081
Rayner, Keith A.	LD	1,962
Phillips, Elizabeth J.	LD	1,925
O'Reilly, Rita	LAB	1,578
Bhugon, Marcel	LAB	1,483
Tucker, Simon P.	LAB	1,461
Kelly, Thomas H.	CON	255
Hemsted, Roger W.	CON	170
Walker, Brian A.	CON	159

Cathall

No change

Cragg, Liza Z.	LAB	2,005
Lee, David J.	LAB	1,936
Wheeler, Terence V.	LAB	1,871
Jenkins, Huw G.	LD	483
Mason, Peter J.W.	LD	471
Wait, Angela J.	LD	442
Chambers, Maureen B.	CON	331
Chambers, Peter L.	CON	316
Herrington, Sylvia M.	CON	277
Jones, Thomas G.N.	IND	240

Chapel End

No change

Belam, Robert D.	LD	2,103
Atherton, Patricia A.	LD	2,052
Woolnough, Graham A.	LD	1,970
Kaye, Jack	LAB	1,095
Rudder, Sylbert	LAB	992
Khan, Rukhsana	LAB	967
Angus, David R.	CON	688
Caplan, Michael H.	CON	618
Stone, Philippa J.	CON	604
Burkett, Richard I.	GRE	199

Chingford Green

No change

Arnold, Derek B.	CON	2,121
Fish, Michael C.	CON	2,078
Lewis, Michael J.	CON	1,988
Beanse, John D.	LD	1,295
Coates, Kenneth W.	LD	1,229
Phemister, Monica	LD	1,068
Daines, Jill	LAB	754
Eccleston, Beryl F.	LAB	742
Lee, Elizabeth J.	LAB	732
Johns, Christine M.	IND	120

Endlebury

No change

Jovicic, Mladen	CON	1,584
Neilson-Hansen, Waldemar T.	CON	1,419
Mudie, Kathleen G.	LD	607
Goss, William H.	LD	590
Connell, Paul H.	LAB	518
Beg, Yasmin S.	LAB	492

Forest

2 no change - 1 LD gain from LAB

Rahman, Mohammed F.	LAB	1,818
Dhillon, Kabal S.	LAB	1,768
Liunberg, Denise	LAB	1,768
Smith, Patrick C.	LD	1,685
Strachan, Juliet R.	LD	1,681
Tynan, James V.	LD	1,662
Baksh, Jahn R.	CON	287
Hempsted, Fiore T.	CON	260
Hempsted, Martyn E.	CON	260

Grove Green

No change

Bhagal, Tarsem S.	LAB	1,868
Lock, Andrew J.	LAB	1,818
Redcliffe, Paul E.	LAB	1,807
Mason, Paul A.J.	LD	900
Morton, Dorothy J.	LD	880
Morton, Sydney J.	LD	811
Ishaq, Mohammed	CON	419
Hemsted, Gillian J.	CON	339
Smith, Kathleen M.	CON	311
Measure, Maureen C.C.	GRE	272

Hale End

No change

Finlayson, Lesley A.	CON	1,065
Norman, Douglas A.	CON	1,053
O'Rourke, James M.	LD	876
Paterson, Ian A.	LD	860
Black, Jean A.	LAB	702
Hart, Patrick R.	LAB	699
Tatam, Robert F.	GRE	210

Hatch Lane

No change

Watts, Jane	CON	1,655
Braham, Laurie	CON	1,652
Walker, Geoffrey A.	CON	1,627
Duran, Christopher P.	LAB	1,017
Henry, Donald W.	LAB	1,012
Sehgal, Sagar	LAB	920
Carder, Joan M.	LD	790
Harper, Edna	LD	769
Foulds, Michael R.	LD	750

High Street

No change

Ali, Liaquat	LAB	1,876
Williams, Jennifer A.	LAB	1,808
Beg, Aktar	LAB	1,722
Hatton, Peter H.S.	LD	1,030
Woollcott, Peter D.	LD	1,024
Mir, Mohammad S.	LD	995
Guest, Janice A.	CON	552
O'Connor, Anthony T.	CON	524
Havelock-Lipman, Anne	CON	478

Higham Hill

No change

Wheatley, Robert	LD	1,665
Carey, Robert	LD	1,596
Altan, Kazim A.	LAB	647
Devgun, Amarjit S.	LAB	581
Read, Albert	CON	209
Khiljee, Nazir A.	CON	187

Hoe Street

No change

Poulsen, Sylvia A.	LAB	2,088
Nasim, Mohammed M.	LAB	2,081
Sizer, Eric G.	LAB	2,079
Ali, Asghar	CON	896
Richards, David M.D.	CON	795
Sheikh, Mushtaq A.	CON	726
Harkin, Michael A.	LD	618
Blewett, Frank	LD	615
Long, Anthony J.	LD	588
Lambert, Stephen W.	GRE	471

Larkswood

No change

Walter, John F.	CON	2,013
Williams, Eric G.	CON	1,948
Thompson, Michael	CON	1,932
Brown, Carolyn M.	LAB	1,134
Evans, Patricia A.	LAB	1,132
Wilson, Evelyn A.	LAB	991
Bird, Sylvia A.	LD	797
Wells, Violet P.	LD	791
Wenden, Keith J.	LD	759

Lea Bridge

No change

Buckley, Anthony J.	LAB	1,865
Buckley, Sarah A.	LAB	1,848
Khan, Meher	LAB	1,714
Chaudhry, Bashir A.	CON	599
Goodman, John D.	CON	545
Sullivan, Jeniffer E.	LD	492
Penrose, John D.	CON	450
Mason, Mariette T.S.	LD	447
Tynan, Caroline A.	LD	396
Owusu, Francis	IND	93

Leyton

2 no change - 1 LD gain from LAB

Sullivan, Robert F.	LD	2,081
Hodges, Loretta	LD	1,981
Tuckey, Charles H.	LD	1,893
Gray, Denis K.	LAB	1,874
Ramzan, Sajid M.	LAB	1,748
St Hill, Crispin R.	LAB	1,735

Leytonstone

No change

Gray, Jennifer C.	LAB	1,801
Morgan-Thomas, Huw M.	LAB	1,790
Brind, Chris	LAB	1,737
Chandler, Grace H.M.	LD	881
Howard, John C.	LD	853
Toull, Elizabeth	LD	832
Bagas, Mohmedhanif	CON	627
Carr, Geoffrey G.	CON	401
Luker, Raymond E.	CON	379
Measure, William J.	GRE	345

Lloyd Park

No change

Jones, Evan M.	LAB	1,750
Pearson, John M.	LAB	1,624
Matharoo, Narinder S.	LAB	1,430
Webb, Susan F.	CON	720
Tidmarsh, Eric	LD	665
Forecast, Stanley D.	LD	632
Tidmarsh, Patricia H.	LD	616
Bhatti, Khalid I.	CON	580
Banglawala, Mustak H.	CON	571
Bracegirdle, David R.W.	IND	352

St James Street

No change

Murray, Diana S.	LAB	1,925
Khan, Mohammad N.	LAB	1,779
Beg, Mohsin	LAB	1,741
Bishop, Iris R.	CON	776
Webb, David H.	CON	748
Khan, Saleem	CON	746
Tidmarsh, Jacqueline L.C.	LD	515
Dunphy, Peter G.	LD	485
Tidmarsh, Richard L.	LD	424
Thompson, Louise H.	MLAB	423
Nolan, Lisa R.	GRE	321
Abbasi, Ali M.	IND	245

Valley

No change

Gover, John M.	CON	1,351
Finlayson, Nial	CON	1,350
Evans, Jeremy R.	CON	1,339
Carroll, Ruth A.	LAB	916
Garrett, Stephen R.	LAB	871
Etherington, Ian	LAB	863
Boyle, Henry A.	LD	707
Phillips, Mary	LD	663
Walker, Jolyon W.W.	LD	632
Baguley, John M.	GRE	233

Wood Street

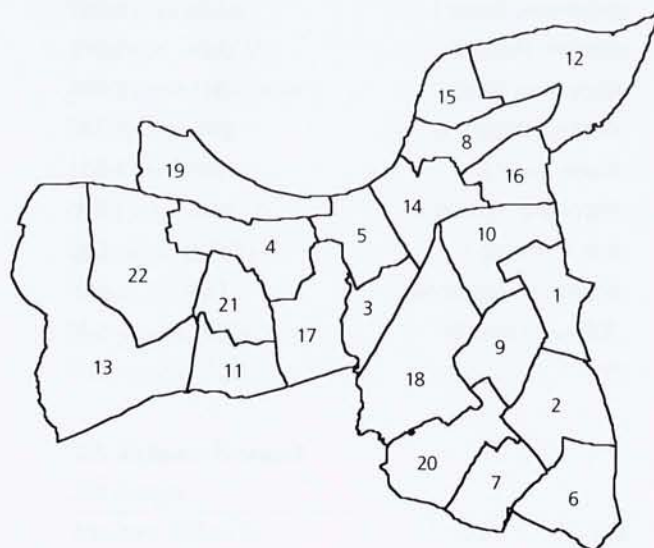
3 LD gains from LAB

Leighton, Peter L.	LD	1,957
Chubb, Neal A.	LD	1,877
Meiszner, Sean	LD	1,776
Anstey, William G.	LAB	1,740
Dawe, Peter J.	LAB	1,651
Shepherd, William D.	LAB	1,596
Brock, Robert J.	CON	588
Sheikh, Mohammed S.	CON	565
Sullivan, Denis W.	CON	546

Wandsworth

Conservative administration

- | | |
|---------------|-------------------|
| 1 Balham | 12 Queenstown |
| 2 Bedford | 13 Roehampton |
| 3 Earlsfield | 14 St John |
| 4 East Putney | 15 St Mary's Park |
| 5 Fairfield | 16 Shaftesbury |
| 6 Furzedown | 17 Southfield |
| 7 Graveney | 18 Springfield |
| 8 Latchmere | 19 Thamesfield |
| 9 Nightingale | 20 Tooting |
| 10 Northcote | 21 West Hill |
| 11 Parkside | 22 West Putney |



State of the Parties 1964-94

	CON	LAB	LD	Others	Total
5.5.94	45	16	-	-	61
3.5.90	48	13	-	-	61
8.5.86	31	30	-	-	61
6.5.82	33	27	1	-	61
4.5.78	36	25	-	-	61
4.5.74	12	48	-	-	60
13.5.71	7	53	-	-	60
9.5.68	48	12	-	-	60
7.5.64	13	47	-	-	60

% Share of the Poll

	% poll	CON	LAB	LD	Others
5.5.94	50.0	49.4	39.1	8.8	2.7
3.5.90	56.5	50.8	37.1	4.5	7.6
8.5.86	51.4	42.7	44.0	10.9	2.5
6.5.82	48.7	42.7	38.1	18.8	0.5
4.5.78	45.3	51.7	42.0	4.0	2.4
4.5.74	35.7	38.2	52.1	8.9	0.8
13.5.71	40.3	38.2	60.4	0.7	0.8
9.5.68	34.3	59.7	34.9	4.6	0.8

Changes 1990-94

	CON	LAB	LD	Others	Total
Old Council 1994	47	13	-	1	61
Vacancies	-	-	-	-	-
By-elections	-	-	-	-	-
Transfers of Allegiance	-1	-	-	+1	-
3.5.90	48	13	-	-	61

General Statistics

		Wandsworth	London
May 1994	Electorate	195,183	4,872,088
Census 1991	Resident population aged 18+	207,078	5,228,925
	% Resident population of retirement age	16.1	16.8
	% Black and other ethnic minority groups	20.0	20.2
	% Households with child(ren) aged under 5	10.9	12.8
	% Households with only one adult and child(ren)	4.6	4.8
	% Households with an adult living alone	34.8	31.9
	% Households with over 1.0 persons per room	3.9	4.1
	% Households with 2 cars or more	15.0	18.2
	% Households in owner-occupied accommodation	53.6	57.2
May 1994	% Unemployed	12.4	12.9
April 1994	Band 'D' Council Tax	£342.00	£533.91

% Share of the Poll

Ward	Date	%poll	CON	LAB	LD	Others	
						GRE	
Balham	5.5.94	51.1	53.9	38.1	8.0		
	3.5.90	55.3	54.1	35.7	-	10.2	
						GRE IND	
Bedford	5.5.94	48.9	44.7	40.4	6.2	6.4	2.4
	3.5.90	55.3	45.0	38.0	4.2	8.4	4.3
						GRE ILD	
Earlsfield	5.5.94	53.1	51.6	40.5	5.2	-	2.7
	3.5.90	60.1	50.5	40.0	3.8	5.7	
						GRE	
East Putney	5.5.94	45.3	58.8	31.3	9.9		
	3.5.90	53.8	62.7	25.9	5.5	5.8	
						GRE	
Fairfield	5.5.94	58.4	54.5	39.8	5.7		
	3.5.90	64.7	52.5	41.1	-	6.4	
						GRE	
Furzedown	5.5.94	51.5	46.2	44.4	5.7	3.7	
	3.5.90	57.9	47.4	42.9	4.5	5.2	
						GRE	
Graveney	5.5.94	48.3	19.2	48.2	27.8	4.8	
	3.5.90	47.3	26.6	39.9	26.2	7.3	
						GRE	
Latchmere	5.5.94	45.8	41.8	52.1	6.1		
	3.5.90	53.4	40.8	52.2	-	7.0	
						GRE	
Nightingale	5.5.94	48.2	53.7	36.9	9.4		
	3.5.90	56.1	52.7	29.7	6.5	11.1	
						GRE	
Northcote	5.5.94	50.1	56.6	25.8	7.9	9.6	
	3.5.90	57.6	63.4	25.6	-	11.0	
						GRE	
Parkside	5.5.94	56.2	55.0	35.6	9.4		
	3.5.90	63.3	53.6	36.2	5.1	5.2	
						GRE	
Queenstown	5.5.94	46.8	54.2	40.2	5.6		
	3.5.90	53.4	52.5	40.7	-	6.9	
Roehampton	5.5.94	51.1	38.2	50.6	11.2		
	3.5.90	56.8	41.1	50.6	8.3		
						GRE	
St John	5.5.94	45.2	43.5	48.9	7.6		
	3.5.90	48.3	45.7	42.8	-	11.5	
						GRE	
St Mary's Park	5.5.94	50.3	51.9	36.2	6.4	5.5	
	3.5.90	57.1	59.0	41.0	-		

Ward	Date	%poll	CON	LAB	LD	GRE	IND	Others
Shaftesbury	5.5.94	49.0	56.7	34.5	8.8			
	3.5.90	58.4	53.1	38.0	-	8.8		
Southfield	5.5.94	56.4	49.2	33.6	7.5	6.0	3.7	
	3.5.90	62.2	51.4	34.2	5.9	8.6		
Springfield	5.5.94	50.9	52.0	35.0	7.1	6.0		
	3.5.90	57.6	56.6	31.8	4.9	6.8		
Thamesfield	5.5.94	49.5	59.2	28.8	12.0			
	3.5.90	58.1	58.1	25.4	5.5	7.2	3.7	
Tooting	5.5.94	46.1	32.8	58.6	8.6			
	3.5.90	52.0	36.4	49.3	5.3	9.0		
West Hill	5.5.94	55.3	56.1	35.8	8.0			
	3.5.90	61.6	54.0	36.1	4.6	5.4		
West Putney <i>By-election</i>	5.5.94	49.5	61.7	31.0	7.3			
	12.12.91	32.2	56.3	36.9	6.8			
	3.5.90	59.8	58.0	30.2	5.4	6.4		

Results

Balham

No change

Donald-Adkin, William J.	CON	2,462
Ayonrinde, Bernadina I.T.	CON	2,393
McFall, Charles W.H.	CON	2,384
Newens, Sarah J.	LAB	1,730
Hosain, Thakur D.	LAB	1,719
Tupper, Martin C.	LAB	1,659
Adam-Smith, Matthew A.	LD	377
Benson, Julie	LD	374
Cooke-Yarborough, David J.	LD	321

Bedford

No change

Dawe, Colin F.	CON	2,132
Lucas, Jean M.	CON	2,123
Kennerley, Peter D.	CON	2,109
Bunn, Sven W.	LAB	1,945
Southey, David H.	LAB	1,904
Tatlow, Pamela R.	LAB	1,892
Brown, Catherine R.	LD	331
Betts, Lewis	GRE	302
Fennelly, Arminel P.	LD	278
Reilly, Christopher A.	LD	266
Bartlett, Br Michael R.	IND	112

Earlsfield

No change

Graham, Angela	CON	1,787
Grimshaw, John F.	CON	1,699
Gordon, Winston E.	LAB	1,419
Parkinson, Deirdre R.M.	LAB	1,319
Giles, Alan S.	LD	186
Thomson, Neil J.M.	LD	166
Larkin, Edward D.	ILD	91

East Putney

No change

Calcott-James, Margaret E.	CON	2,628
Whittingham, Diana M.	CON	2,511
Prichard, Brian N.C.	CON	2,501
Ayres, Finna J.	LAB	1,418
Knowles, Robert	LAB	1,344
Petrides, Alan B.	LAB	1,313
Burrett, Anthony K.	LD	469
Palmer, Stephen C.	LD	441
Kounoupias, Nicholas	LD	375

Fairfield

No change

Graham, Vanessa	CON	1,882
Morony, Thomas G.	CON	1,806
Henry, Charles V.G.	LAB	1,352
Light, Ann M.	LAB	1,338
Warren, Patrick M.	LD	205
Nagle, Paul T.	LD	178

Furzedown

2 no change - 1 LAB gain from CON

Hart, Ian P.	CON	2,507
Gallagher, John J.	LAB	2,484
McDermott, Evelyn G.	CON	2,401
Wilkie, Sheldon A.	CON	2,324
Nicholson, Jonathan C.	LAB	2,278
Persaud, Esther	LAB	2,195
Frost, Michael C.	LD	326
Henderson, Richard J.R.M.	LD	323
Williams, Richard R.	LD	246
Vickery, Monica E.	GRE	212
Valentine, Donald J.	GRE	171

Graveney

No change

Braithwaite, Duncan E.	LAB	2,318
Gibbons, Andrew R.A.	LAB	2,263
Prichard, Catherine A.	LAB	2,184
Green, Mark A.	LD	1,438
O'Brien, Roger	LD	1,296
Whittingham, Christine A.	LD	1,170
Hope, Marc	CON	952
Turtle, David C.	CON	869
Ward, Clare E.	CON	869
Vickery, Albert R.	GRE	224

Latchmere

No change

Belton, Anthony J.	LAB	1,835
Johnson, Maurice	LAB	1,756
Heath, Samantha L.	LAB	1,748
Archer, Nicholas	CON	1,505
Bassett, Richard	CON	1,467
Heaton-Harris, Christopher	CON	1,320
Brazil, Julian C.M.	LD	219
Davenport, Michael W.	LD	209
Watson, George E.	LD	198

Nightingale

No change

Heaster, Maurice A.S.	CON	2,324
Winter, Martin A.S.	CON	2,286
Govindia, Ravindra P.	CON	2,284
Brown, Nicola F.	LAB	1,627
Haines, Ryan E.	LAB	1,577
Paterson, Gordon E.	LAB	1,531
Fennelly, Anthony J.	LD	419
Strong, Ivor W.	LD	403
Watling, Alex	LD	386

Northcote

No change

Johnson, Martin D.	CON	2,679
Dixon, Clive	CON	2,651
Passmore, Gordon S.	CON	2,622
Flanagan, Tamara F.	LAB	1,239
Smith, Colum J.A.	LAB	1,237
Van-Tongereren, Tracey L.	LAB	1,151
Budge, Peter	GRE	449
Cronin, Charles H.	LD	393
Bouchier, David I.	LD	375
Bouchier, Anthony J.	LD	345

Parkside

No change

Howlett, Elizabeth	CON	1,782
Sedgwick, Josephine L.	CON	1,698
Chapman, Karen P.	LAB	1,163
Roy, Donald J.	LAB	1,094
Devons, Catherine S.	LD	319
Campbell-Jones, Simon O.	LD	275

Queenstown

No change

Humphries, Carol	CON	1,722
Vivian, Richard A.H.	CON	1,615
Inglesant, Philip G.	LAB	1,243
Tipping, June L.	LAB	1,236
Ekins, Paul W.	LD	178
Thomas, Julian H.P.	LD	167

Roehampton

No change

Slater, John A.	LAB	2,149
Thompson, Vera	LAB	2,148
Brueseke, Pauline J.	LAB	2,147
van den Elst, Katherine M.	CON	1,624
Lorch, Stephen B.S.	CON	1,622
Yardley, Russell J.	CON	1,614
Leggett, Nicholas W.	LD	514
Martyn, John D.F.	LD	466
Shocket, Godfrey S.	LD	441

St John

1 no change - 2 LAB gains from CON

Grimes, Aiden	LAB	2,020
Sutton, Derek R.	LAB	1,934
Tuck, Anthony E.	LAB	1,892
Day, Zoe R.	CON	1,805
Wallace, Neil R.D.	CON	1,720
Kotecha, Mark K.	CON	1,683
Crick, Andrew E.	LD	327
Stewart, Lily W.	LD	295
Goalen, Richard M.	LD	285

St Mary's Park

No change

Bastiman, Philip D.	CON	2,416
Flook, Adrian J.	CON	2,355
Reilly, Christopher J.	CON	2,290
Eraut, Patrick M.	LAB	1,687
Johnston, William R.	LAB	1,641
Naish, Toby W.	LAB	1,606
Owen-Jones, David R.	LD	319
Woodley, Christopher R.	LD	276
Patterson, David P.	LD	270
Austin, Caroline M.G.	GRE	251

Shaftesbury

No change

Crellin, Alistair J.	CON	2,658
Sadler, Christopher F.	CON	2,644
Senior, John G.B.	CON	2,615
Eccles, Christine J.M.	LAB	1,760
Pettitt, Gillian E.	LAB	1,564
Thomas, Richard M.	LAB	1,490
Brabin, Andrew J.	LD	433
Sparling, James P.	LD	417
Sadiq, Tariq	LD	371

Southfield

No change

Thompson, Christine A.K.	CON	2,974
Rossi, Dominic M.J.	CON	2,830
Green, Paul V.	CON	2,713
Parkinson, Simon J.	LAB	2,031
Peters, Paul A.	LAB	1,899
Reddin, Gavin P.R.	LAB	1,880
Green, Matthew G.	LD	471
Davey, Edward J.	LD	438
Wrede, Casper D.	LD	386
Elson, Marilyn A.	GRE	347
Davies, Pamela D.	IND	214

Springfield

No change

Tracey, Katharine R.	CON	2,744
Garrett, John R.	CON	2,733
Mervis, Anne M.	CON	2,723
Pavelin, Colin G.	LAB	1,863
Smith, Jeanne M.	LAB	1,861
White, Paul J.	LAB	1,790
Barratt, Julian	LD	440
Gurling, James C.	LD	379
Gardiner, Steven P.	GRE	313
Salaman, Christopher R.	LD	296

Thamesfield

No change

Lister, Edward J.U.	CON	2,902
Lees, Lois M.	CON	2,901
Zahawi, Nadhim	CON	2,611
Locke, Christopher E.	LAB	1,372
Yearsley, Margaret E.	LAB	1,360
Thomas, Richard V.R.	LAB	1,359
Cross, Robert A.	LD	643
Richling, John H.	LD	545
Wallace, Patrick J.	LD	521

Tooting

No change

Mclsaac, Shona	LAB	2,513
Rosewell, Bernard J.	LAB	2,509
Khan, Sadiq	LAB	2,437
Hill, Guy H.C.	CON	1,433
Hodson, David R.	CON	1,398
Raja, Muhammad R.	CON	1,345
Bryant, Matthew	LD	414
James, Simon A.	LD	355
Bunce, Robert J.	LD	324

West Hill

No change

Jeffery, Beryl	CON	1,866
Grimston, Malcolm C.	CON	1,811
Meehan, Denis E.	LAB	1,180
Walsh, Maureen D.	LAB	1,166
Bouchier Hayes, Winifred H.	LD	268
Spicer, Laurence	LD	259

West Putney

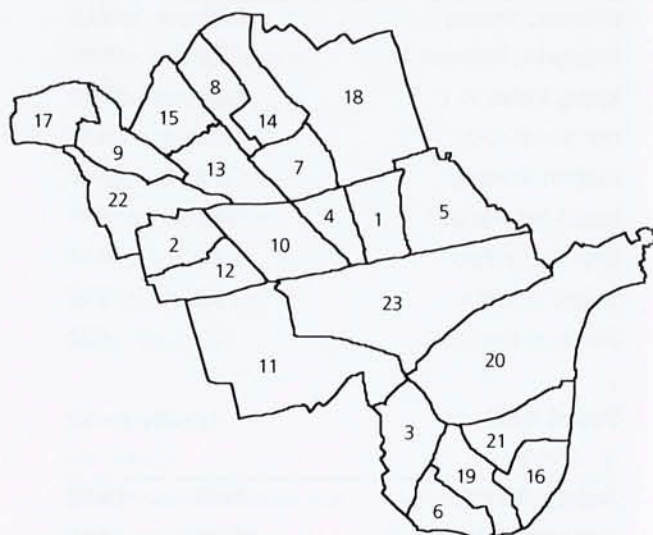
No change

Hawkins, William F.D.	CON	2,796
Holben, Mary M.	CON	2,768
Simpson, Michael R.E.	CON	2,589
Chegwidden, Judith M.	LAB	1,451
Aherne, Elaine M.	LAB	1,349
Ross, Walter A.	LAB	1,288
King, David J.	LD	352
Joy, Patrick K.	LD	338
Martinez, Marco S.	LD	273

City of Westminster

Conservative administration

- | | |
|--------------------|------------------|
| 1 Baker Street | 13 Little Venice |
| 2 Bayswater | 14 Lord's |
| 3 Belgrave | 15 Maida Vale |
| 4 Bryanston | 16 Millbank |
| 5 Cavendish | 17 Queen's Park |
| 6 Churchill | 18 Regent's Park |
| 7 Church Street | 19 St George's |
| 8 Hamilton Terrace | 20 St James's |
| 9 Harrow Road | 21 Victoria |
| 10 Hyde Park | 22 Westbourne |
| 11 Knightsbridge | 23 West End |
| 12 Lancaster Gate | |



State of the Parties 1964-94

	CON	LAB	LD	Others	Total
5.5.94	45	15	-	-	60
3.5.90	45	15	-	-	60
8.5.86	32	27	-	1	60
6.5.82	43	16	-	1	60
4.5.78	39	19	-	2	60
4.5.74	37	23	-	-	60
13.5.71	37	23	-	-	60
9.5.68	55	5	-	-	60
7.5.64	41	19	-	-	60

% Share of the Poll

	% poll	CON	LAB	LD	Others
5.5.94	46.1	52.4	35.3	9.9	2.4
3.5.90	51.5	53.2	35	7.2	4.6
8.5.86	39.6	42.5	38.7	17.3	1.5
6.5.82	37.4	49.6	30.0	18.4	2.0
4.5.78	35.5	55.7	37.9	1.3	5.1
4.5.74	33.3	50.8	42.6	4.8	1.8
13.5.71	33.2	50.6	45.8	2.6	0.9
9.5.68	27.2	71.7	24.7	2.9	0.8

Changes 1990-94

	CON	LAB	LD	Others	Total
Old Council 1994	45	14	-	-	59
Vacancies	-	-1	-	-	-1
By-elections	-	-	-	-	-
Transfers of Allegiance	-	-	-	-	-
3.5.90	45	15	-	-	60

General Statistics

		City of Westminster	London
May 1994	Electorate	111,268	4,872,088
Census 1991	Resident population aged 18+	148,203	5,228,925
	% Resident population of retirement age	18.0	16.8
	% Black and other ethnic minority groups	21.4	20.2
	% Households with child(ren) aged under 5	8.0	12.8
	% Households with only one adult and child(ren)	3.7	4.8
	% Households with an adult living alone	46.6	31.9
	% Households with over 1.0 persons per room	5.7	4.1
	% Households with 2 cars or more	8.8	18.2
	% Households in owner-occupied accommodation	35.1	57.2
May 1994	% Unemployed	12.4	12.9
April 1994	Band 'D' Council Tax	£245.00	£533.91

% Share of the Poll

Ward	Date	%poll	CON	LAB	LD	Others		
						NLP		
Baker Street	5.5.94	41.0	65.6	20.2	12.8	1.3		
	3.5.90	45.2	70.3	23.0	6.7			
						GRE	IND	
Bayswater	5.5.94	53.4	50.3	43.1	6.6			
	3.5.90	59.6	48.3	35.7	6.5	7.7	1.7	
Belgrave	5.5.94	42.3	76.2	13.4	10.4			
	3.5.90	45.3	84.1	13.6	2.3			
Bryanston	5.5.94	42.9	71.6	28.4	-			
	3.5.90	46.6	74.0	19.8	6.2			
						GRE		
Cavendish	5.5.94	49.1	57.0	33.5	9.5			
	3.5.90	51.6	54.0	34.8	3.7	7.4		
						NLP		
Church Street	5.5.94	45.1	34.4	53.2	9.7	2.6		
	3.5.90	48.6	33.1	66.9	-			
						GRE		
Churchill	5.5.94	62.5	50.9	38.9	10.2			
	3.5.90	68.5	41.2	29.9	25.8	3.1		
						GRE	NLP	SDP
Hamilton Terrace	5.5.94	45.2	66.3	14.4	12.4		1.0	5.9
	3.5.90	57.1	61.5	9.6	23.8	5.1		
						GRE		
Harrow Road	5.5.94	42.1	26.5	64.4	9.1			
<i>By-election</i>	6.5.93	35.2	26.7	73.3	-			
	3.5.90	49.7	31.9	60.0	-	8.0		
						GRE		
Hyde Park	5.5.94	38.1	71.4	17.1	11.4			
<i>By-election</i>	25.3.93	29.6	67.9	24.1	8.0			
	3.5.90	43.8	68.3	16.8	5.9	9.0		
						IND		
Knightsbridge	5.5.94	32.8	69.0	11.3	19.7			
	3.5.90	47.7	61.4	6.3	2.7	29.6		
						GRE		
Lancaster Gate	5.5.94	38.1	62.2	26.1	11.7			
	3.5.90	42.3	64.3	23.2	-	12.5		
Little Venice	5.5.94	54.5	53.9	38.5	7.6			
	3.5.90	59.5	53.7	40.5	5.8			
						NLP	SDP	
Lord's	5.5.94	40.6	70.4	20.6	8.8	0.3		
	3.5.90	50.2	71.6	21.5	-	-	6.9	
Maida Vale	5.5.94	53.4	48.9	44.5	6.6			
	3.5.90	60.5	48.7	44.7	6.6			

Ward	Date	%poll	CON	LAB	LD	Others
						NLP
Millbank	5.5.94	53.4	39.6	49.9	8.5	2.0
<i>By-election</i>	28.10.93	39.8	32.4	57.6	10.0	
	3.5.90	57.1	42.8	51.8	5.3	
						ILAB
Queen's Park	5.5.94	44.7	19.8	44.2	5.7	30.3
	3.5.90	48.2	27.7	64.4	7.9	
						NLP
Regent's Park	5.5.94	42.4	68.1	21.4	9.0	1.6
<i>By-election</i>	21.3.91	36.6	74.8	25.2	-	
	3.5.90	49.3	68.3	22.5	9.2	
						NLP
St George's	5.5.94	46.4	65.2	20.6	12.7	1.5
	3.5.90	48.4	73.3	19.7	7.0	
St James's	5.5.94	45.3	57.5	33.3	9.2	
	3.5.90	50.4	58.0	37.2	4.8	
						NLP
Victoria	5.5.94	48.9	64.2	22.8	12.0	1.0
	3.5.90	50.2	64.7	31.1	4.3	
Westbourne	5.5.94	42.2	31.4	57.1	11.6	
	3.5.90	47.9	33.4	56.1	10.5	
						RES
West End	5.5.94	37.5	59.8	16.9	23.3	
	3.5.90	42.9	57.1	13.6	-	29.3

Results

Baker Street

No change

Wilder, Ian G.	CON	744
Hooper, Angela M.	CON	734
Gruneberg, Stephen L.	LAB	232
Hurt, Pamela N.	LAB	224
O'Brien, Richard	LD	151
Woutersz, Arline	LD	137
Butensky, Heather R.	NLP	15

Bayswater

No change

Barns, Anne E.	CON	1,442
Brahams, Michael C.	CON	1,374
Joiner, Timothy	CON	1,335
Ashdown, Robert V.	LAB	1,228
Payne, Charles E.	LAB	1,173
Firth, Edward H.A.	LAB	1,152
Reeves, Caroline A.	LD	232
Janani, Bharat K.	LD	166
Baring, Susan M.	LD	144

Belgrave

No change

Blois, Elizabeth F.M.	CON	993
Longworth, Catherine	CON	974
Cavalla, Peter	LAB	175
Forrester, Angela	LAB	170
Whitelegge, Angela M.	LD	138
Bryden-Brook, Simon	LD	131

Bryanston

No change

Bianco, Jennifer	CON	789
Bull, John	CON	772
Buckland, Derek J.	LAB	319
Buxton, Brenda J.	LAB	299

Cavendish

No change

Marshall, Harvey C.J.	CON	1,340
Hood, James W.	CON	1,303
Markham, Nicholas F.	CON	1,296
Dimoldenberg, Paul H.	LAB	818
Hardman, Linda C.	LAB	791
Pitt-Watson, David J.	LAB	706
Holmans, Michael D.	LD	227
Tunnadine, Lesley P.D.	LD	224
Strick, June	LD	205

Church Street

No change

Grahame, Barbara J.	LAB	1,383
Nicholls, Richard H.	LAB	1,377
Harley, Ron M.	LAB	1,240
Choudhury, Lutfur R.	CON	882
Bacon, Richard M.	CON	863
Rahman, Hifzur	CON	843
Bell, Robert E.	LD	288
Thompson, Martin A.	LD	223
Da Silva, Jose V.	LD	220
Law, Alaric S.	NLP	65

Churchill

No change

Bailey, Carol A.	CON	1,977
Kybett, Gareth S.	CON	1,848
Woodhead Page, Nicola J.	CON	1,790
Cavalla, Margaret M.	LAB	1,494
Page, Judith C.	LAB	1,408
Barwick, Steve	LAB	1,396
Dugmore, Keith R.	LD	392
Taverne, Janice	LD	375
Torres, Rhoda M.	LD	355

Hamilton Terrace

No change

Ivens, Katherine P.	CON	1,013
Warner, Judith A.	CON	980
Howarth, Guy W.	LAB	231
de Ste Croix, Richard J.	LD	209
Sheppard, Trevor G.	LAB	202
Shorten, Caroline F.	LD	163
Aveline, Joe	SDP	89
Leslie, Jonathan	NLP	15

Harrow Road

No change

Rosenberg, Jacqueline M.	LAB	1,577
Lazarus, Alan G.	LAB	1,511
Selbourne, Jillian A.	LAB	1,471
Lapthorne, Simon R.	CON	638
Jacobs, Douglas	CON	622
Frieze, Anthony P.	CON	612
Laurie, John	LD	249
McLachlan, Donald	LD	211
Mukherjee, Nigel	LD	186

Hyde Park

No change

Batty, Pamela J.J.	CON	1,125
Lazarus, Edmund A.	CON	1,102
Mallinson, Anne M.	CON	1,088
Al-Dhahir, Louis	LAB	272
Julian, Linda	LAB	266
Lynch, Margaret A.	LAB	258
Goldstein, Zoe P.	LD	199
Smith, Rodney R.T.	LD	174
Smale-Adams, Mark R.	LD	158

Knightsbridge

No change

Macdonagh, Simon M.P.	CON	666
Moreland, Robert J.	CON	647
Mackeith, Elizabeth M.	LD	199
Valverde, Marguerite A.	LD	177
Garside, Mair E.	LAB	117
Searle, Ivy	LAB	98

Lancaster Gate

No change

Potts, Christopher G.	CON	1,055
Davis, Robert J.	CON	1,054
Milton, Simon H.	CON	1,045
Parsons, Patricia M.	LAB	465
Rippingale, Avril S.	LAB	443
Taylor, Edwardo E.	LAB	415
Wigoder, Heather J.	LD	205
Abrams, John F.	LD	196
Levy, Ting-Kit	LD	194

Little Venice

No change

Hunt, Julia K.	CON	1,461
Caplan, Melvyn B.	CON	1,453
Lord, Jonathan	CON	1,405
Cahill, Margaret E.	LAB	1,064
Obaze, David E.R.	LAB	1,023
Prideaux, Francis M.	LAB	995
Sale, Martin J.	LD	215
Brewin, David R.	LD	201
Wardle, Philip J.	LD	196

Lord's

No change

Nemeth, Cyril H.	CON	1,025
Gardner, Kevin A.	CON	1,009
Barry, John J.	LAB	315
Bolt, John E.	LAB	279
Hartwell, Herbert R.R.	LD	139
Franklin, Anthony J.	LD	115
Fawcett, David	NLP	4

Maida Vale

No change

Raymond-Cox, Ronald C.M.	CON	1,462
Prendergast, Janet M.	CON	1,460
Jiggins, Martin	CON	1,433
Coleman, Neale	LAB	1,359
McClelland, Jenifer	LAB	1,329
Taylor, Richard J.	LAB	1,280
Couchman, Anne	LD	222
Billson, Thomas H.C.	LD	187
Wigoder, Lewis J.	LD	180

Millbank

No change

Wright, Peter D.	LAB	1,412
Bradley, Peter C.S.	LAB	1,383
Winters, Simon J.	LAB	1,325
Haynes, Harry	CON	1,137
Mitchell, Graham C.	CON	1,067
Mitchell, Timothy J.	CON	1,060
Beattie, Jessica F.	LD	248
Lang, Margaret	LD	247
Metzner, Robin C.	LD	205
Sen, Joseph	NLP	55

Queen's Park

No change

Buck, Karen P.	LAB	1,250
Taylor, Barrie K.	LAB	1,047
Qureshi, Mushtaq A.	LAB	921
Nicholas, Mary W.	ILAB	734
Livingstone, Sarah	CON	543
Connaughton, Noel	CON	483
Phibbs, Richard H.W.N.	CON	413
Barnard, Philip G.	LD	162
Manington, Norman D.	LD	133
Rogerson, Barnaby H.	LD	120

Regent's Park

No change

Bramble, Roger J.L.	CON	1,617
Jones, Richard P.	CON	1,609
Djanogly, Jonathan S.	CON	1,607
Allen, Hilary L.	LAB	518
Carlen, Daniel J.	LAB	501
Norden, Sidney	LAB	496
McCarthy, Patricia C.	LD	244
Silver, Bernard	LD	211
Thompson, Alan W.	LD	180
Davids, Tony	NLP	37

St George's

No change

Bradley, Alan	CON	1,889
Segal, Benjamin A.	CON	1,789
Weeks, David P.	CON	1,775
Bramall, Sir Ashley	LAB	611
Eyre, Pamela R.	LAB	583
Wylie, Allan C.	LAB	529
Smithard, Jane	LD	384
Wood, Gwenda M.	LD	355
Wing, Colin E.	LD	320
Small, John D.	NLP	41

St James's

No change

Keen, Carolyn R.	CON	816
Nicoll, Alexander J.McD.	CON	761
Hilditch, Stephen	LAB	463
Kibel, Sara R.	LAB	450
Halliwell, Guy	LD	132
Stansfield, Esther M.	LD	120

Victoria

No change

Harvey, David J.	CON	976
Young, Peter M.	CON	971
Baker, Colin	LAB	347
Garside, Martin H.	LAB	345
Garde, Marie F.	LD	192
Thompson, John F.	LD	172
Johnson, Richard P.	NLP	15

Westbourne

No change

Dismore, Andrew H.	LAB	1,473
Wilkins, Katherine G.	LAB	1,410
Summerskill, Ben	LAB	1,378
Noel, Elizabeth M.A.	CON	806
Bosco-Rothery, Michael A.	CON	789
Priestner, Ian D.	CON	749
Beattie, Morag	LD	329
Williams, Vera G.	LD	275
Goodridge, Alan	LD	259

West End

No change

Avery, David J.	CON	869
Martindale, Peter J.	CON	821
Rawlinson, Richard W.	LD	339
Dumigan, Michael C.	LD	318
Brookstone, Harold	LAB	255
Harley, May H.	LAB	223

London Borough	1990	1994	London Borough	1990	1994
City of London	100	100	London Borough of Camden	200	200
London Borough of Barking and Dagenham	100	100	London Borough of Enfield	100	100
London Borough of Bexley	100	100	London Borough of Epsom and Ewell	100	100
London Borough of Brent	100	100	London Borough of Greenwich	100	100
London Borough of Bromley	100	100	London Borough of Hammersmith and Fulham	100	100
London Borough of Croydon	100	100	London Borough of Havering	100	100
London Borough of Ealing	100	100	London Borough of Hillingdon	100	100
London Borough of Enfield	100	100	London Borough of Islington	100	100
London Borough of Epsom and Ewell	100	100	London Borough of Lambeth	100	100
London Borough of Greenwich	100	100	London Borough of Lewisham	100	100
London Borough of Hammersmith and Fulham	100	100	London Borough of Merton	100	100
London Borough of Havering	100	100	London Borough of Newham	100	100
London Borough of Hillingdon	100	100	London Borough of Redbridge	100	100
London Borough of Islington	100	100	London Borough of Richmond upon Thames	100	100
London Borough of Lambeth	100	100	London Borough of Sutton	100	100
London Borough of Lewisham	100	100	London Borough of Tower Hamlets	100	100
London Borough of Merton	100	100	London Borough of Westminster	100	100
London Borough of Newham	100	100			
London Borough of Redbridge	100	100			
London Borough of Richmond upon Thames	100	100			
London Borough of Sutton	100	100			
London Borough of Tower Hamlets	100	100			
London Borough of Westminster	100	100			

Ward Voting Statistics

Notes

The number voting is the number of ballot papers, from all sources, included in the count.

The polling station and postal ballot papers are those included in the count.

The categories of reasons for rejecting ballot papers are: lacking the official mark, containing more votes than the number of seats being contested, the voter could be identified by writing or marks, and unmarked or 'wholly void for uncertainty'.

Ward	Seats	Electorate	Number voting	% poll	Polling stations	Postal
Barking and Dagenham						
Abbey	3	6700	2662	39.7	2626	36
Alibon	2	4252	1569	36.9	1559	10
Becontree	2	5183	1760	34.0	1736	24
Cambell	3	6683	2561	38.3	2528	33
Chadwell Heath	3	6835	2776	40.6	2759	17
Eastbrook	3	6837	2399	35.1	2361	38
Eastbury	2	4375	2456	56.1	2435	21
Fanshawe	3	6367	2383	37.4	2368	15
Gascoigne	3	5955	2054	34.5	2031	23
Goresbrook	2	5364	2057	38.3	2036	21
Heath	3	6765	2491	36.8	2461	30
Longbridge	3	6688	3031	45.3	2991	40
Manor	2	4650	1779	38.3	1766	13
Marks Gate	2	3539	1322	37.4	1309	13
Parsloes	2	4865	1890	38.8	1861	29
River	2	4828	1624	33.6	1617	7
Thames	2	4300	1999	46.5	1953	46
Triptons	3	6628	2371	35.8	2340	31
Valence	3	6502	2497	38.4	2467	30
Village	3	7134	2630	36.9	2615	15
Barking and Dagenham	51	114450	44311	38.7	43819	492
Barnet						
Arkley	3	11636	5740	49.3	5665	75
Brunswick Park	3	10351	4433	42.8	4393	40
Burnt Oak	3	9452	4044	42.8	4009	35
Childs Hill	3	8802	3885	44.1	3841	44
Colindale	3	10336	4106	39.7	4054	52
East Barnet	3	11130	5373	48.3	5314	59
East Finchley	3	11026	5609	50.9	5499	110
Edgware	3	11145	4394	39.4	4326	68
Finchley	3	9871	4580	46.4	4491	89
Friern Barnet	3	10672	5003	46.9	4911	92
Garden Suburb	3	9755	4121	42.2	4037	84
Golders Green	3	9875	4079	41.3	4005	74
Hadley	3	13596	6298	46.3	6211	87
Hale	3	9821	4636	47.2	4543	93
Hendon	3	11183	4481	40.1	4412	69
Mill Hill	3	10717	4751	44.3	4675	76
St Paul's	3	10142	5669	55.9	5513	156
Totteridge	3	11092	4829	43.5	4764	65
West Hendon	3	10138	3964	39.1	3931	33
Woodhouse	3	11391	6318	55.5	6193	125
Barnet	60	212131	96313	45.4	94787	1526
Bexley						
Barnehurst	2	4805	2467	51.3	2441	26
Barnehurst North	1	3157	1990	63.0	1957	33
Belvedere	3	9393	4484	47.7	4430	54
Blackfen	2	5167	2745	53.1	2730	15
Blendon and Penhill	3	7379	3391	46.0	3346	45
Bostall	3	7364	4121	56.0	4053	68
Brampton	3	7830	4090	52.2	4032	58

Ward Voting Statistics

Ward	Rejected ballot papers					Total	Rejected in part	Total valid papers	% valid votes
	Lacking official mark	More votes than entitled	Marked for identification	Unmarked wholly void					
Barking and Dagenham									
Abbey	0	3	0	3	6	0	2656	99.8	
Alibon	0	0	0	6	6	0	1563	99.6	
Becontree	0	1	0	10	11	0	1749	99.4	
Cambell	0	3	2	13	18	0	2543	99.3	
Chadwell Heath	0	3	0	2	5	0	2771	99.8	
Eastbrook	0	2	0	16	18	0	2381	99.2	
Eastbury	0	4	0	8	12	0	2444	99.5	
Fanshawe	0	0	0	9	9	0	2374	99.6	
Gascoigne	0	0	0	5	5	0	2049	99.8	
Goresbrook	0	0	0	18	18	0	2039	99.1	
Heath	0	2	0	21	23	0	2468	99.1	
Longbridge	0	2	0	5	7	0	3024	99.8	
Manor	0	0	0	10	10	0	1769	99.4	
Marks Gate	0	2	0	5	7	0	1315	99.5	
Parsloes	0	6	0	15	21	0	1869	98.9	
River	0	1	0	9	10	0	1614	99.4	
Thames	0	1	0	5	6	0	1993	99.7	
Triptons	0	3	0	18	21	0	2350	99.1	
Valence	0	3	0	10	13	0	2484	99.5	
Village	0	0	0	6	6	0	2624	99.8	
Barking and Dagenham	0	36	2	194	232	0	44079	99.5	
Barnet									
Arkley	0	4	0	15	19	2	5721	99.7	
Brunswick Park	0	4	0	12	16	0	4417	99.6	
Burnt Oak	0	2	0	5	7	1	4037	99.8	
Childs Hill	0	2	6	1	9	1	3876	99.8	
Colindale	0	4	0	5	9	0	4097	99.8	
East Barnet	0	0	5	0	5	1	5368	99.9	
East Finchley	3	2	1	0	6	0	5603	99.9	
Edgware	0	4	0	4	8	0	4386	99.8	
Finchley	0	5	0	11	16	0	4564	99.7	
Friern Barnet	0	0	0	8	8	1	4995	99.8	
Garden Suburb	0	3	0	11	14	0	4107	99.7	
Golders Green	0	7	0	12	19	1	4060	99.5	
Hadley	0	2	0	3	5	0	6293	99.9	
Hale	0	1	0	6	7	1	4629	99.8	
Hendon	0	19	0	16	35	1	4446	99.2	
Mill Hill	0	1	0	5	6	0	4745	99.9	
St Paul's	0	3	0	5	8	0	5661	99.9	
Totteridge	0	1	2	9	12	0	4817	99.8	
West Hendon	2	2	1	15	20	0	3944	99.5	
Woodhouse	9	7	2	0	18	0	6300	99.7	
Barnet	14	73	17	143	247	9	96066	99.7	
Bexley									
Barnehurst	0	1	0	3	4	0	2463	99.8	
Barnehurst North	0	0	0	2	2	0	1988	99.9	
Belvedere	0	4	0	3	7	0	4477	99.8	
Blackfen	0	0	0	1	1	0	2744	100.0	
Blendon and Penhill	0	0	0	4	4	0	3387	99.9	
Bostall	0	0	0	2	2	0	4119	100.0	
Brampton	0	2	0	8	10	0	4080	99.8	

Ward	Seats	Electorate	Number voting	% poll	Polling stations	Postal
Bexley - continued						
Christchurch	3	7822	3933	50.3	3858	75
Cray	2	4103	2274	55.4	2219	55
Crayford	3	8638	4072	47.1	3974	98
Danson	3	7151	3608	50.5	3553	55
East Wickham	3	8227	4197	51.0	4136	61
Erith	3	8040	3561	44.3	3493	68
Falconwood	2975	1846	62.1	1815	31	
Lamorbey	3	7927	4130	52.1	4094	36
North End	3	8385	3743	44.6	3675	68
Northumberland Heath	3	7626	3799	49.8	3758	41
St Mary's	3	8625	4141	48.0	4075	66
St Michael's	3	7606	4139	54.4	4074	65
Sidcup East	3	8356	4119	49.3	4050	69
Sidcup West	3	7831	3805	48.6	3747	58
Thamesmead East	3	9279	3314	35.7	3290	24
Upton	3	7764	4147	53.4	4062	85
Bexley	62	165450	82116	49.6	80862	1254
Brent						
Alperton	2	5458	2834	51.9	2805	29
Barham	2	4911	2550	51.9	2503	47
Barnhill	2	4556	2341	51.4	2312	29
Brentwater	2	5794	3113	53.7	3070	43
Brondesbury Park	2	5334	2393	44.9	2345	48
Carlton	2	4008	1712	42.7	1695	17
Chamberlayne	2	4809	2783	57.9	2748	35
Church End	2	4087	1773	43.4	1758	15
Cricklewood	2	5095	2741	53.8	2716	25
Fryent	2	5477	2570	46.9	2550	20
Gladstone	2	5360	2872	53.6	2845	27
Harlesden	2	3894	1577	40.5	1569	8
Kensal Rise	2	3763	1686	44.8	1682	4
Kenton	2	6400	3152	49.2	3097	55
Kilburn	2	5029	2219	44.1	2205	14
Kingsbury	2	5673	2810	49.5	2763	47
Manor	2	4457	1986	44.6	1953	33
Mapesbury	2	4779	2364	49.5	2332	32
Preston	3	8608	3946	45.8	3876	70
Queen's Park	2	3554	1963	55.2	1946	17
Queensbury	2	4154	1907	45.9	1884	23
Roe Green	2	5082	2682	52.8	2658	24
Roundwood	2	4320	1709	39.6	1696	13
St Andrews	2	4395	2278	51.8	2234	44
St Raphael's	3	6394	2321	36.3	2307	14
Stonebridge	2	3414	1257	36.8	1246	11
Sudbury	3	6851	3386	49.4	3352	34
Sudbury Court	2	5093	2173	42.7	2160	13
Tokington	3	7231	3998	55.3	3967	31
Wembley Central	2	5175	3006	58.1	2983	23
Willesden Green	2	4699	2209	47.0	2194	15
Brent	66	157854	76311	48.3	75451	860

Rejected ballot papers

Ward	Lacking official mark	More votes than entitled	Marked for identification	Unmarked wholly void	Total	Rejected in part	Total valid papers	% valid votes
Bexley - continued								
Christchurch	0	2	0	5	7	0	3926	99.8
Cray	0	0	1	5	6	0	2268	99.7
Crayford	0	4	0	2	6	0	4066	99.9
Danson	0	0	0	0	0	0	3608	100.0
East Wickham	0	1	0	6	7	0	4190	99.8
Erith	0	1	0	3	4	0	3557	99.9
Falconwood	0	0	0	1	1	0	1845	99.9
Lamorbey	0	0	0	4	4	0	4126	99.9
North End	0	4	0	3	7	0	3736	99.8
Northumberland Heath	0	1	0	4	5	0	3794	99.9
St Mary's	0	0	0	4	4	0	4137	99.9
St Michael's	0	3	0	6	9	0	4130	99.8
Sidcup East	0	0	0	3	3	0	4116	99.9
Sidcup West	0	0	0	5	5	0	3800	99.9
Thamesmead East	0	2	0	2	4	0	3310	99.9
Upton	0	0	0	0	0	0	4147	100.0
Bexley	0	25	1	76	102	0	82014	99.9
Brent								
Alperton	2	2	0	3	7	0	2827	99.8
Barham	3	3	0	6	12	0	2538	99.5
Barnhill	2	0	2	1	5	0	2336	99.8
Brentwater	0	9	1	3	13	0	3100	99.6
Brondesbury Park	2	2	0	2	6	0	2387	99.7
Carlton	0	6	0	3	9	0	1703	99.5
Chamberlayne	0	3	3	4	10	0	2773	99.6
Church End	1	3	1	2	7	0	1766	99.6
Cricklewood	2	3	2	0	7	0	2734	99.7
Fryent	0	3	0	2	5	0	2565	99.8
Gladstone	2	6	1	4	13	0	2859	99.5
Harlesden	0	1	1	0	2	0	1575	99.9
Kensal Rise	0	5	1	1	7	2	1679	99.6
Kenton	1	1	4	0	6	0	3146	99.8
Kilburn	2	4	0	4	10	0	2209	99.5
Kingsbury	0	5	0	1	6	0	2804	99.8
Manor	1	3	0	2	6	0	1980	99.7
Mapesbury	0	7	1	5	13	0	2351	99.5
Preston	4	5	0	6	15	0	3931	99.6
Queen's Park	9	1	0	0	10	0	1953	99.5
Queensbury	0	3	0	4	7	0	1900	99.6
Roe Green	0	3	0	1	4	0	2678	99.9
Roundwood	3	1	1	6	11	0	1698	99.4
St Andrews	0	6	0	2	8	0	2270	99.6
St Raphael's	0	9	0	4	13	0	2308	99.4
Stonebridge	0	2	0	0	2	0	1255	99.8
Sudbury	6	7	1	3	17	0	3369	99.5
Sudbury Court	0	3	0	5	8	0	2165	99.6
Tokyngton	0	6	1	5	12	0	3986	99.7
Wembley Central	0	7	0	1	8	0	2998	99.7
Willesden Green	0	4	0	2	6	0	2203	99.7
Brent	40	123	20	82	265	2	76046	99.7

Ward	Seats	Electorate	Number voting	% poll	Polling stations	Postal
Bromley						
Anerley	2	8127	3784	46.6	3686	98
Bickley	3	10361	4887	47.2	4781	106
Biggin Hill	2	8289	4081	49.2	4050	31
Bromley Common and Keston	3	12076	5897	48.8	5814	83
Chelsfield and Goddington	3	11618	6114	52.6	6045	69
Chislehurst	3	12584	5764	45.8	5614	150
Clock House	2	7938	4533	57.1	4484	49
Copers Cope	2	6289	2594	41.2	2554	40
Crofton	2	8025	4670	58.2	4601	69
Darwin	1	3252	1721	52.9	1696	25
Eden Park	2	7150	3241	45.3	3193	48
Farnborough	2	7164	3396	47.4	3354	42
Hayes	3	10921	5164	47.3	5090	74
Kelsey Park	2	6992	3583	51.2	3507	76
Lawrie Park and Kent House	2	7351	3710	50.5	3617	93
Martins Hill and Town	2	7416	3416	46.1	3353	63
Mottingham	2	6414	2807	43.8	2743	64
Orpington Central	2	6854	3385	49.4	3344	41
Penge	2	6923	3021	43.6	2960	61
Petts Wood and Knoll	3	11749	5902	50.2	5820	82
Plaistow and Sundridge	3	11273	4988	44.2	4841	147
St Mary Cray	3	10612	4405	41.5	4299	106
St Paul's Cray	3	11460	5446	47.5	5384	62
Shortlands	2	7665	3618	47.2	3546	72
West Wickham North	2	7005	3504	50.0	3438	66
West Wickham South	2	7857	3821	48.6	3723	98
Bromley	60	223365	107452	48.1	105537	1915
Camden						
Adelaide	3	5408	2402	44.4	2343	59
Belsize	3	5499	2408	43.8	2379	29
Bloomsbury	3	7308	2415	33.0	2390	25
Brunswick	2	4082	1563	38.3	1546	17
Camden	2	5153	2115	41.0	2087	28
Castlehaven	2	3844	1613	42.0	1605	8
Caversham	2	4876	1947	39.9	1934	13
Chalk Farm	2	3662	1736	47.4	1704	32
Fitzjohn's	2	3238	1294	40.0	1260	34
Fortune Green	2	3467	1781	51.4	1752	29
Frognaal	2	3918	1598	40.8	1555	43
Gospel Oak	2	4297	1721	40.1	1689	32
Grafton	2	4200	1647	39.2	1632	15
Hampstead Town	2	3692	1884	51.0	1844	40
Highgate	3	7048	3544	50.3	3497	47
Holborn	2	4481	1994	44.5	1972	22
Kilburn	3	6608	2598	39.3	2560	38
King's Cross	2	4776	1710	35.8	1698	12
Priory	2	4353	1866	42.9	1833	33
Regent's Park	3	6079	2674	44.0	2656	18
St John's	2	4319	1759	40.7	1738	21
St Pancras	2	3485	1338	38.4	1335	3
Somers Town	2	4765	1858	39.0	1842	16
South End	2	4322	1980	45.8	1954	26
Swiss Cottage	3	6044	2540	42.0	2482	58
West End	2	4136	2042	49.4	2013	29
Camden	59	123060	52027	42.3	51300	727

Rejected ballot papers

Ward Voting Statistics

Ward	Lacking official mark	More votes than entitled	Marked for identification	Unmarked wholly void	Total	Rejected in part	Total valid papers	% valid votes
Bromley								
Anerley	0	3	0	4	7	0	3777	99.8
Bickley	2	0	0	3	5	0	4882	99.9
Biggin Hill	0	1	0	4	5	0	4076	99.9
Bromley Common and Keston	0	0	0	8	8	0	5889	99.9
Chelsfield and Goddington	0	0	0	7	7	1	6107	99.9
Chislehurst	3	6	1	6	16	0	5748	99.7
Clock House	7	2	0	1	10	0	4523	99.8
Copers Cope	1	1	0	3	5	0	2589	99.8
Crofton	0	1	0	4	5	0	4665	99.9
Darwin	0	0	0	0	0	0	1721	100.0
Eden Park	1	1	0	4	6	0	3235	99.8
Farnborough	0	0	1	2	3	0	3393	99.9
Hayes	2	4	0	9	15	0	5149	99.7
Kelsey Park	4	1	0	1	6	0	3577	99.8
Lawrie Park and Kent House	1	3	0	4	8	0	3702	99.8
Martins Hill and Town	0	2	0	1	3	1	3413	99.9
Mottingham	0	0	0	6	6	0	2801	99.8
Orpington Central	0	1	0	2	3	0	3382	99.9
Penge	2	0	1	5	8	0	3013	99.7
Petts Wood and Knoll	0	1	0	5	6	0	5896	99.9
Plaistow and Sundridge	0	1	0	1	2	0	4986	100.0
St Mary Cray	0	2	2	3	7	0	4398	99.8
St Paul's Cray	2	5	1	1	9	0	5437	99.8
Shortlands	0	1	0	2	3	0	3615	99.9
West Wickham North	0	2	0	7	9	0	3495	99.7
West Wickham South	0	1	0	5	6	0	3815	99.8
Bromley	25	39	6	98	168	2	107284	99.8
Camden								
Adelaide	1	1	0	2	4	0	2398	99.8
Belsize	0	3	1	6	10	0	2398	99.6
Bloomsbury	0	1	0	4	5	0	2410	99.8
Brunswick	0	0	0	5	5	0	1558	99.7
Camden	0	2	0	8	10	0	2105	99.5
Castlehaven	0	1	1	4	6	0	1607	99.6
Caversham	0	3	0	4	7	0	1940	99.6
Chalk Farm	0	0	0	3	3	0	1733	99.8
Fitzjohn's	0	1	0	2	3	0	1291	99.8
Fortune Green	0	0	0	4	4	0	1777	99.8
Frognaal	0	2	0	1	3	0	1595	99.8
Gospel Oak	0	3	0	1	4	0	1717	99.8
Grafton	2	4	1	4	11	0	1636	99.3
Hampstead Town	0	1	0	1	2	0	1882	99.9
Highgate	2	0	2	2	6	0	3538	99.8
Holborn	0	4	1	4	9	0	1985	99.5
Kilburn	1	1	0	2	4	0	2594	99.8
King's Cross	0	2	0	9	11	0	1699	99.4
Priory	0	0	0	4	4	0	1862	99.8
Regent's Park	0	0	1	1	2	0	2672	99.9
St John's	4	6	0	0	10	0	1749	99.4
St Pancras	1	0	0	0	1	0	1337	99.9
Somers Town	0	4	0	5	9	0	1849	99.5
South End	0	1	0	1	2	0	1978	99.9
Swiss Cottage	0	2	0	2	4	0	2536	99.8
West End	0	1	0	2	3	0	2039	99.9
Camden	11	43	7	81	142	0	51885	99.7

Ward	Seats	Electorate	Number voting	% poll	Polling stations	Postal
Croydon						
Addiscombe	3	10215	4782	46.8	4680	102
Ashburton	2	6532	3294	50.4	3278	16
Bensham Manor	3	9622	4368	45.4	4328	40
Beulah	2	6344	3336	52.6	3306	30
Broad Green	3	8790	3352	38.1	3319	33
Coulsdon East	3	9333	4517	48.4	4443	74
Croham	3	9994	5055	50.6	4980	75
Fairfield	3	11666	4998	42.8	4822	176
Fieldway	2	5846	2112	36.1	2091	21
Heathfield	3	9193	4375	47.6	4343	32
Kenley	2	6713	2972	44.3	2928	44
Monks Orchard	2	7977	4076	51.1	4019	57
New Addington	3	8546	3322	38.9	3304	18
Norbury	3	9046	4815	53.2	4724	91
Purley	3	10895	5018	46.1	4949	69
Rylands	2	5720	2904	50.8	2873	31
Sanderstead	2	7790	3955	50.8	3925	30
Selsdon	2	7467	4094	54.8	4057	37
South Norwood	3	8808	4125	46.8	4068	57
Spring Park	2	7522	4069	54.1	4027	42
Thornton Heath	3	9197	3911	42.5	3881	30
Upper Norwood	2	6052	3168	52.3	3118	50
Waddon	3	9993	4680	46.8	4573	107
West Thornton	3	9808	4315	44.0	4262	53
Whitehorse Manor	3	9405	3536	37.6	3489	47
Woodcote and Coulsdon West	3	10844	4764	43.9	4709	55
Woodside	2	6442	2877	44.7	2859	18
Croydon	70	229760	106790	46.5	105355	1435
Ealing						
Argyle	3	9128	4543	49.8	4453	90
Costons	3	7679	3789	49.3	3752	37
Dormers Wells	3	8837	4212	47.7	4187	25
Ealing Common	3	9047	4260	47.1	4200	60
Elthorne	3	8593	4023	46.8	3973	50
Glebe	3	8655	3999	46.2	3992	7
Hanger Lane	3	8324	3902	46.9	3847	55
Heathfield	3	8349	3739	44.8	3683	56
Hobbayne	3	7809	4140	53.0	4107	33
Horsenden	2	5340	2935	55.0	2904	31
Mandeville	3	7850	4089	52.1	4027	62
Mount Pleasant	3	8847	3852	43.5	3833	19
Northcote	3	7545	3404	45.1	3401	3
Northfield	3	9049	5124	56.6	5064	60
Perivale	2	5422	2813	51.9	2784	29
Pitshanger	3	9093	4780	52.6	4679	101
Ravenor	3	8289	4544	54.8	4491	53
Southfield	3	7674	4016	52.3	3970	46
Springfield	3	8180	4127	50.5	4072	55
Vale	2	4756	2283	48.0	2252	31
Victoria	2	5202	2344	45.1	2313	31
Walpole	3	9107	4879	53.6	4822	57
Waxlow	3	8476	3912	46.2	3891	21
West End	3	8640	4035	46.7	4001	34
Wood End	3	7771	4152	53.4	4124	28
Ealing	71	197662	97896	49.5	96822	1074

Rejected ballot papers

Ward	Lacking official mark	More votes than entitled	Marked for identification	Unmarked wholly void	Total	Rejected in part	Total valid papers	% valid votes
Croydon								
Addiscombe	0	0	0	11	11	0	4771	99.8
Ashburton	0	0	0	2	2	0	3292	99.9
Bensham Manor	0	4	1	16	21	0	4347	99.5
Beulah	4	1	0	2	7	0	3329	99.8
Broad Green	0	3	1	12	16	0	3336	99.5
Coulsdon East	0	1	0	1	2	0	4515	100.0
Croham	0	3	1	0	4	0	5051	99.9
Fairfield	0	2	7	7	16	0	4982	99.7
Fieldway	0	0	1	6	7	0	2105	99.7
Heathfield	0	1	0	3	4	0	4371	99.9
Kenley	0	0	0	8	8	0	2964	99.7
Monks Orchard	0	4	0	6	10	0	4066	99.8
New Addington	0	1	1	16	18	18	3304	99.5
Norbury	0	4	0	3	7	0	4808	99.9
Purley	0	2	0	4	6	0	5012	99.9
Rylands	0	4	2	14	20	0	2884	99.3
Sanderstead	6	1	0	0	7	0	3948	99.8
Selsdon	0	0	0	2	2	0	4092	100.0
South Norwood	0	3	0	15	18	0	4107	99.6
Spring Park	0	2	0	8	10	8	4059	99.8
Thornton Heath	0	3	1	30	34	0	3877	99.1
Upper Norwood	0	0	5	6	11	0	3157	99.7
Waddon	0	8	0	5	13	0	4667	99.7
West Thornton	0	0	0	7	7	0	4308	99.8
Whitehorse Manor	0	0	0	11	11	0	3525	99.7
Woodcote and Coulsdon West	0	0	0	1	1	0	4763	100.0
Woodside	0	0	0	3	3	0	2874	99.9
Croydon	10	47	20	199	276	26	106514	99.7
Ealing								
Argyle	0	1	1	2	4	0	4539	99.9
Costons	0	2	1	5	8	0	3781	99.8
Dormers Wells	0	8	0	7	15	0	4197	99.6
Ealing Common	0	1	0	3	4	0	4256	99.9
Elthorne	0	3	6	0	9	0	4014	99.8
Glebe	0	7	1	13	21	0	3978	99.5
Hanger Lane	0	6	0	9	15	0	3887	99.6
Heathfield	0	3	0	6	9	0	3730	99.8
Hobbayne	0	6	2	4	12	0	4128	99.7
Horsenden	0	0	5	5	10	0	2925	99.7
Mandeville	2	0	2	21	25	0	4064	99.4
Mount Pleasant	0	11	0	15	26	0	3826	99.3
Northcote	0	15	0	14	29	0	3375	99.1
Northfield	0	2	0	6	8	0	5116	99.8
Perivale	0	4	0	2	6	0	2807	99.8
Pitshanger	0	0	1	1	2	0	4778	100.0
Ravenor	3	7	0	5	15	0	4529	99.7
Southfield	9	3	0	5	17	0	3999	99.6
Springfield	0	1	1	1	3	0	4124	99.9
Vale	0	4	1	7	12	0	2271	99.5
Victoria	0	1	0	2	3	0	2341	99.9
Walpole	0	3	1	2	6	0	4873	99.9
Waxlow	0	3	0	10	13	0	3899	99.7
West End	1	3	0	2	6	0	4029	99.9
Wood End	0	1	0	6	7	0	4145	99.8
Ealing	15	95	22	153	285	0	97611	99.7

Ward	Seats	Electorate	Number voting	% poll	Polling stations	Postal
Enfield						
Angel Road	2	4808	2022	42.1	1976	46
Arnos	2	5327	2334	43.8	2301	33
Bowes	2	5644	2581	45.7	2552	29
Bullsmoor	2	6047	3058	50.6	2982	76
Chase	2	6100	3010	49.3	2955	55
Craig Park	2	5334	1912	35.8	1871	41
Enfield Lock	2	6842	3181	46.5	3123	58
Enfield Wash	2	5657	2316	40.9	2269	47
Grange	2	6478	3532	54.5	3433	99
Green Street	2	5668	2702	47.7	2640	62
Grovelands	2	5569	2616	47.0	2567	49
Highfield	2	5616	2826	50.3	2777	49
Hoe Lane	2	6224	2834	45.5	2766	68
Huxley	2	5783	2665	46.1	2629	36
Jubilee	2	5736	2663	46.4	2631	32
Latymer	2	5277	2241	42.5	2176	65
Merryhills	2	5218	2595	49.7	2568	27
Oakwood	2	5349	2337	43.7	2270	67
Palmers Green	2	6372	3234	50.8	3174	60
Ponders End	2	5567	2231	40.1	2192	39
Raglan	2	6766	3293	48.7	3225	68
St Alphege	2	5969	2536	42.5	2495	41
St Marks	2	5004	2825	56.5	2786	39
St Peters	2	5691	2345	41.2	2292	53
Southbury	2	6447	3359	52.1	3258	101
Southgate Green	2	5684	2438	42.9	2386	52
Town	2	5650	3116	55.2	3035	81
Trent	2	6611	2858	43.2	2760	98
Village	2	6221	3079	49.5	3013	66
Weir Hall	2	5743	2454	42.7	2411	43
Willow	2	6066	3430	56.5	3340	90
Winchmore Hill	2	5721	2641	46.2	2594	47
Worcesters	2	6284	3452	54.9	3368	84
Enfield	66	192473	90716	47.1	88815	1901
Greenwich						
Abbey Wood	2	5125	2713	52.9	2669	44
Arsenal	1	2440	930	38.1	900	30
Avery Hill	1	2515	1362	54.2	1334	28
Blackheath	2	4965	2575	51.9	2507	68
Burrage	1	2449	1018	41.6	1015	3
Charlton	2	4505	2064	45.8	2041	23
Coldharbour	2	4567	2425	53.1	2375	50
Deansfield	1	2575	1514	58.8	1503	11
Eltham Park	2	4765	2864	60.1	2822	42
Eynsham	2	4268	2185	51.2	2141	44
Ferrier	2	4160	1744	41.9	1721	23
Glyndon	2	5035	1966	39.0	1912	54
Herbert	2	4930	2088	42.4	2040	48
Hornfair	2	4564	2170	47.5	2117	53
Kidbrooke	2	4587	2236	48.7	2183	53
Lakedale	2	4442	1836	41.3	1810	26
Middle Park	2	4969	2340	47.1	2308	32
New Eltham	2	5078	2808	55.3	2773	35
Nightingale	1	2439	920	37.7	905	15

Rejected ballot papers

Ward	Lacking official mark	More votes than entitled	Marked for identification	Unmarked wholly void	Total	Rejected in part	Total valid papers	% valid votes
Enfield								
Angel Road	0	2	0	2	4	0	2018	99.8
Arnos	0	3	0	3	6	1	2328	99.7
Bowes	0	1	0	4	5	0	2576	99.8
Bullsmoor	0	1	0	9	10	0	3048	99.7
Chase	0	1	0	3	4	0	3006	99.9
Craig Park	0	2	0	2	4	0	1908	99.8
Enfield Lock	0	0	0	10	10	0	3171	99.7
Enfield Wash	0	4	0	10	14	0	2302	99.4
Grange	0	1	0	5	6	0	3526	99.8
Green Street	0	4	0	8	12	0	2690	99.6
Grovelands	0	3	1	3	7	0	2609	99.7
Highfield	0	1	2	4	7	0	2819	99.8
Hoe Lane	0	1	0	0	1	0	2833	100.0
Huxley	0	3	1	2	6	0	2659	99.8
Jubilee	0	3	0	0	3	0	2660	99.9
Latymer	0	2	0	4	6	0	2235	99.7
Merryhills	0	2	0	0	2	0	2593	99.9
Oakwood	0	2	0	6	8	0	2329	99.7
Palmers Green	0	1	0	0	1	0	3233	100.0
Ponders End	0	0	0	6	6	0	2225	99.7
Raglan	0	3	1	2	6	0	3287	99.8
St Alphege	0	0	0	2	2	0	2534	99.9
St Marks	0	1	0	4	5	0	2820	99.8
St Peters	0	1	0	1	2	0	2343	99.9
Southbury	0	1	0	1	2	0	3357	99.9
Southgate Green	0	0	0	3	3	0	2435	99.9
Town	1	1	0	6	8	0	3108	99.7
Trent	0	2	2	4	8	0	2850	99.7
Village	0	0	0	3	3	0	3076	99.9
Weir Hall	0	2	0	3	5	0	2449	99.8
Willow	0	1	0	3	4	0	3426	99.9
Winchmore Hill	0	1	0	1	2	0	2639	99.9
Worcesters	0	2	0	5	7	0	3445	99.8
Enfield	1	52	7	119	179	1	90537	99.8
Greenwich								
Abbey Wood	0	1	0	7	8	4	2705	99.7
Arsenal	0	0	0	2	2	0	928	99.8
Avery Hill	1	1	0	1	3	0	1359	99.8
Blackheath	0	3	0	2	5	0	2570	99.8
Burrage	0	1	2	2	5	0	1013	99.5
Charlton	0	1	1	3	5	0	2059	99.8
Coldharbour	0	1	0	13	14	0	2411	99.4
Deansfield	0	3	1	1	5	0	1509	99.7
Eltham Park	1	0	0	3	4	0	2860	99.9
Eynsham	0	0	2	1	3	0	2182	99.9
Ferrier	0	4	3	0	7	0	1737	99.6
Glyndon	0	2	19	4	25	0	1941	98.7
Herbert	0	2	0	6	8	0	2080	99.6
Hornfair	0	1	1	6	8	0	2162	99.6
Kidbrooke	0	2	0	2	4	0	2232	99.8
Lakedale	1	2	1	2	6	0	1830	99.7
Middle Park	4	2	0	1	7	0	2333	99.7
New Eltham	0	2	0	1	3	0	2805	99.9
Nightingale	0	2	0	1	3	0	917	99.7

Ward	Seats	Electorate	Number voting	% poll	Polling stations	Postal
Greenwich - continued						
Palace	1	2847	1436	50.4	1403	33
Plumstead Common	1	2653	1384	52.2	1345	39
Rectory Field	2	4313	1877	43.5	1838	39
St Alfege	2	4464	2030	45.5	2002	28
St Mary's	2	4687	1609	34.3	1558	51
St Nicholas	2	4755	2028	42.6	1987	41
Sherard	2	5116	2514	49.1	2470	44
Shrewsbury	1	2355	1428	60.6	1407	21
Slade	2	5010	2976	59.4	2924	52
Sutcliffe	1	2678	1538	57.4	1507	31
Tarn	1	2440	1151	47.2	1138	13
Thamesmead Moorings	2	4815	1664	34.6	1632	32
Trafalgar	2	4690	2090	44.6	2056	34
Vanbrugh	2	4703	2236	47.5	2181	55
Well Hall	2	5039	2981	59.2	2905	76
West	2	4032	1699	42.1	1680	19
Woolwich Common	2	4299	1709	39.8	1653	56
Greenwich	62	147274	70108	47.6	68762	1346
Hackney						
Brownswood	2	5010	1665	33.2	1635	30
Chatham	3	5705	1997	35.0	1966	31
Clissold	3	6265	2158	34.4	2154	4
Dalston	3	5368	2001	37.3	1989	12
De Beauvoir	3	6130	2496	40.7	2471	25
Eastdown	3	5927	1874	31.6	1866	8
Haggerston	2	4202	1908	45.4	1889	19
Homerton	2	4567	1548	33.9	1539	9
Kings Park	2	3920	1318	33.6	1316	2
Leabridge	3	6111	2319	37.9	2314	5
Moorfields	2	4300	1634	38.0	1629	5
New River	3	6529	2772	42.5	2738	34
North Defoe	2	3621	1514	41.8	1468	46
Northfield	3	5698	2476	43.5	2467	9
Northwold	3	5906	2112	35.8	2099	13
Queensbridge	3	6729	2758	41.0	2732	26
Rectory	3	6010	1969	32.8	1937	32
South Defoe	2	3809	1287	33.8	1261	26
Springfield	3	6763	2929	43.3	2915	14
Victoria	3	7003	2867	40.9	2842	25
Wenlock	2	4468	1774	39.7	1763	11
Westdown	2	3323	1140	34.3	1138	2
Wick	3	6326	2780	43.9	2737	43
Hackney	60	123690	47296	38.2	46865	431

Ward	Rejected ballot papers						Total valid papers	% valid votes
	Lacking official mark	More votes than entitled	Marked for identification	Unmarked wholly void	Total	Rejected in part		
Greenwich - continued								
Palace	0	0	0	2	2	0	1434	99.9
Plumstead Common	0	2	0	0	2	0	1382	99.9
Rectory Field	0	0	0	3	3	1	1874	99.8
St Alfege	0	3	0	0	3	1	2027	99.9
St Mary's	0	2	5	1	8	0	1601	99.5
St Nicholas	0	3	1	3	7	0	2021	99.7
Sherard	0	1	0	3	4	0	2510	99.8
Shrewsbury	0	2	0	0	2	0	1426	99.9
Slade	0	1	3	0	4	0	2972	99.9
Sutcliffe	0	1	0	1	2	0	1536	99.9
Tarn	0	0	0	3	3	0	1148	99.7
Thamesmead Moorings	0	1	1	0	2	0	1662	99.9
Trafalgar	0	1	0	1	2	0	2088	99.9
Vanbrugh	1	1	0	3	5	0	2231	99.8
Well Hall	0	5	1	4	10	0	2971	99.7
West	0	0	1	1	2	0	1697	99.9
Woolwich Common	0	0	7	0	7	0	1702	99.6
Greenwich	8	53	49	83	193	6	69915	99.7
Hackney								
Brownswood	0	2	1	14	17	0	1648	99.0
Chatham	0	2	0	5	7	0	1990	99.6
Clissold	0	3	0	5	8	0	2150	99.6
Dalston	0	2	0	1	3	0	1998	99.9
De Beauvoir	1	4	0	4	9	0	2487	99.6
Eastdown	5	4	0	12	21	0	1853	98.9
Haggerston	0	0	1	5	6	0	1902	99.7
Homerton	0	1	2	2	5	0	1543	99.7
Kings Park	0	0	0	2	2	0	1316	99.8
Leabridge	0	1	0	8	9	0	2310	99.6
Moorfields	0	2	2	3	7	0	1627	99.6
New River	0	4	2	4	10	0	2762	99.6
North Defoe	0	1	0	5	6	0	1508	99.6
Northfield	0	0	1	3	4	0	2472	99.8
Northwold	0	4	0	9	13	0	2099	99.4
Queensbridge	0	1	0	3	4	0	2754	99.9
Rectory	0	3	0	17	20	0	1949	99.0
South Defoe	0	1	0	5	6	0	1281	99.5
Springfield	0	1	0	10	11	0	2918	99.6
Victoria	0	1	4	5	10	0	2857	99.7
Wenlock	0	0	1	2	3	0	1771	99.8
Westdown	0	4	0	12	16	0	1124	98.6
Wick	0	1	0	7	8	0	2772	99.7
Hackney	6	42	14	143	205	0	47091	99.6

Ward Voting Statistics

Ward	Seats	Electorate	Number voting	% poll	Polling stations	Postal
Hammersmith and Fulham						
Addison	2	4512	2063	45.7	2018	45
Avonmore	2	4029	1660	41.2	1637	23
Broadway	2	3690	1790	48.5	1741	49
Brook Green	2	4675	2197	47.0	2153	44
Colehill	2	4272	1943	45.5	1916	27
College Park and Old Oak	3	5186	2098	40.5	2075	23
Coningham	3	6452	2641	40.9	2608	33
Crabtree	2	3888	2037	52.4	1987	50
Eel Brook	2	4004	2171	54.2	2133	38
Gibbs Green	2	4482	1951	43.5	1925	26
Grove	2	4269	2029	47.5	1988	41
Margravine	2	3993	1982	49.6	1940	42
Normand	2	4352	2083	47.9	2036	47
Palace	2	3915	2055	52.5	1986	69
Ravenscourt	2	3883	1945	50.1	1906	39
Sands End	2	4577	2089	45.6	2047	42
Sherbrooke	2	3402	1666	49.0	1619	47
Starch Green	2	4059	2072	51.0	2038	34
Sulivan	2	4004	1996	49.9	1942	54
Town	2	4315	1931	44.8	1900	31
Walham	2	4986	2243	45.0	2201	42
White City and Shepherds Bush	3	6336	2606	41.1	2586	20
Wormholt	3	5703	2400	42.1	2353	47
Hammersmith and Fulham	50	102984	47648	46.3	46735	913
Haringey						
Alexandra	3	6400	3588	56.1	3537	51
Archway	2	4937	2347	47.5	2316	31
Bowes Park	3	7851	3608	46.0	3538	70
Bruce Grove	3	6883	2566	37.3	2549	17
Coleraine	3	7245	3128	43.2	3032	96
Crouch End	3	6760	3140	46.4	3090	50
Fortis Green	3	6637	3020	45.5	2898	122
Green Lanes	2	4855	1820	37.5	1811	9
Harringay	3	6706	2682	40.0	2664	18
High Cross	2	4717	1748	37.1	1739	9
Highgate	2	4501	1925	42.8	1849	76
Hornsey Central	2	5011	2507	50.0	2458	49
Hornsey Vale	2	4515	2136	47.3	2118	18
Muswell Hill	3	7557	3877	51.3	3814	63
Noel Park	3	7364	3148	42.7	3109	39
Park	2	4868	1899	39.0	1821	78
Seven Sisters	2	4872	1720	35.3	1710	10
South Hornsey	2	4567	2124	46.5	2105	19
South Tottenham	2	4531	1668	36.8	1655	13
Tottenham Central	3	7173	2697	37.6	2649	48
West Green	3	7356	3001	40.8	2938	63
White Hart Lane	3	6549	2704	41.3	2635	69
Woodside	3	6561	2737	41.7	2708	29
Haringey	59	138416	59790	43.2	58743	1047

Ward	Rejected ballot papers						Total valid papers	% valid votes
	Lacking official mark	More votes than entitled	Marked for identification	Unmarked wholly void	Total	Rejected in part		
Hammersmith and Fulham								
Addison	0	2	0	2	4	0	2059	99.8
Avonmore	0	0	0	0	0	0	1660	100.0
Broadway	0	0	0	2	2	0	1788	99.9
Brook Green	0	0	0	5	5	0	2192	99.8
Colehill	0	1	0	1	2	0	1941	99.9
College Park and Old Oak	0	3	0	2	5	0	2093	99.8
Coningham	0	0	0	9	9	0	2632	99.7
Crabtree	0	1	0	1	2	0	2035	99.9
Eel Brook	0	3	0	0	3	0	2168	99.9
Gibbs Green	0	0	0	2	2	0	1949	99.9
Grove	0	0	0	4	4	0	2025	99.8
Margravine	0	1	0	3	4	0	1978	99.8
Normand	0	2	0	5	7	0	2076	99.7
Palace	0	1	0	2	3	0	2052	99.9
Ravenscourt	0	1	0	1	2	0	1943	99.9
Sands End	0	1	0	3	4	0	2085	99.8
Sherbrooke	0	0	0	1	1	0	1665	99.9
Starch Green	0	1	0	5	6	0	2066	99.7
Sullivan	1	0	3	0	4	0	1992	99.8
Town	5	0	0	2	7	0	1924	99.6
Walham	0	2	0	4	6	0	2237	99.7
White City and Shepherds Bush	0	0	0	7	7	0	2599	99.7
Wormholt	0	1	0	4	5	0	2395	99.8
Hammersmith and Fulham	6	20	3	65	94	0	47554	99.8
Haringey								
Alexandra	0	0	2	5	7	0	3581	99.8
Archway	0	1	0	5	6	0	2341	99.7
Bowes Park	2	0	2	6	10	0	3598	99.7
Bruce Grove	1	1	0	0	2	1	2564	99.9
Coleraine	0	2	0	15	17	0	3111	99.5
Crouch End	0	0	0	0	0	0	3140	100.0
Fortis Green	1	2	2	1	6	0	3014	99.8
Green Lanes	0	0	0	3	3	0	1817	99.8
Harringay	0	3	0	10	13	0	2669	99.5
High Cross	0	0	2	0	2	0	1746	99.9
Highgate	0	2	1	2	5	0	1920	99.7
Hornsey Central	0	4	0	3	7	0	2500	99.7
Hornsey Vale	0	0	0	3	3	0	2133	99.9
Muswell Hill	0	4	0	4	8	0	3869	99.8
Noel Park	0	4	4	2	10	0	3138	99.7
Park	0	1	0	0	1	0	1898	99.9
Seven Sisters	0	0	0	4	4	0	1716	99.8
South Hornsey	0	0	0	6	6	0	2118	99.7
South Tottenham	0	1	1	10	12	0	1656	99.3
Tottenham Central	0	0	1	4	5	0	2692	99.8
West Green	0	2	1	5	8	0	2993	99.7
White Hart Lane	0	2	0	13	15	0	2689	99.4
Woodside	0	2	2	5	9	0	2728	99.7
Haringey	4	31	18	106	159	1	59631	99.7

Ward	Seats	Electorate	Number voting	% poll	Polling stations	Postal
Harrow						
Canons	3	6223	3012	48.4	2972	40
Centenary	3	6678	3260	48.8	3238	22
Greenhill	3	5791	2960	51.1	2882	78
Harrow on the Hill	3	7317	3229	44.1	3186	43
Harrow Weald	3	7494	3542	47.3	3431	111
Hatch End	3	6945	3269	47.1	3194	75
Headstone North	3	7620	4097	53.8	4037	60
Headstone South	3	6534	3293	50.4	3252	41
Kenton East	3	7302	3293	45.1	3259	34
Kenton West	3	7685	3627	47.2	3579	48
Marlborough	3	6465	3141	48.6	3107	34
Pinner	3	7399	3356	45.4	3304	52
Pinner West	3	7126	4040	56.7	3981	59
Rayners Lane	3	6630	3529	53.2	3477	52
Ridgeway	3	6874	3629	52.8	3571	58
Roxbourne	3	7278	3870	53.2	3785	85
Roxeth	3	7346	3613	49.2	3588	25
Stanmore Park	3	7563	3080	40.7	3012	68
Stanmore South	3	8593	4050	47.1	4018	32
Wealdstone	3	6531	3065	46.9	3014	51
Wemborough	3	7363	3753	51.0	3716	37
Harrow	63	148757	72708	48.9	71603	1105
Havering						
Airfield	3	7499	3250	43.3	3212	38
Ardleigh Green	2	6252	2848	45.6	2838	10
Brooklands	2	5605	2788	49.7	2767	21
Chase Cross	2	5502	2889	52.5	2850	39
Collier Row	2	5591	2533	45.3	2525	8
Cranham East	2	5420	2755	50.8	2733	22
Cranham West	2	5491	3039	55.3	3012	27
Elm Park	3	8959	4407	49.2	4369	38
Emerson Park	2	7169	3172	44.2	3156	16
Gidea Park	2	5661	2728	48.2	2694	34
Gooshays	3	7775	3317	42.7	3300	17
Hacton	3	8557	4438	51.9	4423	15
Harold Wood	3	8132	3883	47.7	3863	20
Heath Park	2	6506	2823	43.4	2792	31
Heaton	3	8483	3086	36.4	3056	30
Hilldene	3	6298	2679	42.5	2667	12
Hylands	3	8950	3945	44.1	3894	51
Mawney	3	8498	3791	44.6	3776	15
Oldchurch	2	5339	1878	35.2	1865	13
Rainham	3	9411	3761	40.0	3749	12
Rise Park	2	5849	2774	47.4	2759	15
St Andrew's	3	8755	4094	46.8	4057	37
St Edward's	2	5075	2363	46.6	2339	24
South Hornchurch	3	8518	3769	44.2	3760	9
Upminster	3	8459	4645	54.9	4623	22
Havering	63	177754	81655	45.9	81079	576

Ward Voting Statistics

Rejected ballot papers

Ward	Lacking official mark	More votes than entitled	Marked for identification	Unmarked wholly void	Total	Rejected in part	Total valid papers	% valid votes
Harrow								
Canons	0	0	1	4	5	0	3007	99.8
Centenary	0	8	0	7	15	0	3245	99.5
Greenhill	0	5	1	4	10	0	2950	99.7
Harrow on the Hill	0	3	0	4	7	0	3222	99.8
Harrow Weald	0	2	0	1	3	0	3539	99.9
Hatch End	1	0	0	1	2	0	3267	99.9
Headstone North	0	1	1	2	4	4	4093	99.9
Headstone South	1	2	0	1	4	0	3289	99.9
Kenton East	0	5	0	6	11	2	3282	99.7
Kenton West	0	0	0	4	4	0	3623	99.9
Marlborough	0	1	2	1	4	1	3137	99.9
Pinner	0	2	0	4	6	0	3350	99.8
Pinner West	0	3	0	3	6	1	4034	99.9
Rayners Lane	0	3	0	2	5	0	3524	99.9
Ridgeway	0	2	0	0	2	0	3627	99.9
Roxbourne	0	3	0	2	5	0	3865	99.9
Roxeth	1	2	1	3	7	7	3606	99.8
Stanmore Park	0	1	0	3	4	0	3076	99.9
Stanmore South	0	2	2	5	9	0	4041	99.8
Wealdstone	0	3	0	4	7	0	3058	99.8
Wemborough	0	3	0	4	7	0	3746	99.8
Harrow	3	51	8	65	127	15	72581	99.8
Havering								
Airfield	0	0	1	0	1	0	3249	100.0
Ardleigh Green	0	1	1	2	4	0	2844	99.9
Brooklands	0	2	0	1	3	0	2785	99.9
Chase Cross	0	1	2	4	7	0	2882	99.8
Collier Row	0	0	1	7	8	0	2525	99.7
Cranham East	0	0	0	3	3	1	2752	99.9
Cranham West	0	0	0	1	1	0	3038	100.0
Elm Park	0	2	0	1	3	0	4404	99.9
Emerson Park	0	1	0	3	4	0	3168	99.9
Gidea Park	0	0	0	2	2	0	2726	99.9
Gooshays	0	0	0	0	0	0	3317	100.0
Hacton	0	5	0	9	14	0	4424	99.7
Harold Wood	0	3	0	3	6	0	3877	99.8
Heath Park	0	0	0	4	4	0	2819	99.9
Heaton	0	2	0	2	4	0	3082	99.9
Hilldene	0	1	0	0	1	0	2678	100.0
Hylands	0	1	0	1	2	0	3943	99.9
Mawney	0	1	0	1	2	0	3789	99.9
Oldchurch	0	1	0	12	13	0	1865	99.3
Rainham	0	0	0	14	14	0	3747	99.6
Rise Park	0	0	0	6	6	0	2768	99.8
St Andrew's	0	4	0	3	7	0	4087	99.8
St Edward's	0	1	1	3	5	0	2358	99.8
South Hornchurch	0	5	0	4	9	0	3760	99.8
Upminster	0	2	0	5	7	0	4638	99.8
Havering	0	33	6	91	130	1	81525	99.8

Ward	Seats	Electorate	Number voting	% poll	Polling stations	Postal
Hillingdon						
Barnhill	3	6632	3108	46.9	3057	51
Botwell	2	4748	2288	48.2	2260	28
Bourne	2	5283	2785	52.7	2710	75
Cavendish	2	5210	3009	57.8	2952	57
Charville	3	7324	3889	53.1	3840	49
Colham	2	4792	2337	48.8	2304	33
Cowley	3	6956	3466	49.8	3405	61
Crane	2	4794	2300	48.0	2273	27
Deansfield	2	5425	3068	56.6	3040	28
Eastcote	3	7681	3934	51.2	3871	63
Harefield	2	4875	2625	53.8	2560	65
Harlington	3	7213	3632	50.4	3597	35
Heathrow	2	5358	2658	49.6	2632	26
Hillingdon East	2	5174	2841	54.9	2754	87
Hillingdon North	2	5075	3147	62.0	3101	46
Hillingdon West	3	7521	3170	42.1	3095	75
Ickenham	3	8672	4794	55.3	4724	70
Manor	2	5390	2899	53.8	2875	24
Northwood	3	7186	3215	44.7	3157	58
Northwood Hills	3	7353	3618	49.2	3544	74
Ruislip	2	5548	2944	53.1	2907	37
St Martins	2	5804	3053	52.6	2959	94
Townfield	3	8022	4041	50.4	3973	68
Uxbridge North	2	4887	2635	53.9	2582	53
Uxbridge South	2	4083	2065	50.6	1996	69
West Drayton	2	5191	2713	52.3	2662	51
Wood End	2	4901	2504	51.1	2467	37
Yeading	3	6558	3106	47.4	3091	15
Yiewsley	2	5270	2504	47.5	2460	44
Hillingdon	69	172926	88348	51.1	86848	1500
Hounslow						
Brentford Clifden	3	6292	3008	47.8	2852	156
Chiswick Homefields	2	4902	2226	45.4	2107	119
Chiswick Riverside	3	7279	3954	54.3	3758	196
Cranford	3	7130	3038	42.6	2975	63
East Bedfont	3	8933	3487	39.0	3318	169
Feltham Central	3	7565	3054	40.4	2917	137
Feltham North	3	8231	3388	41.2	3237	151
Feltham South	3	6508	2814	43.2	2702	112
Gunnersbury	3	7392	3297	44.6	3112	185
Hanworth	3	6981	3107	44.5	2994	113
Heston Central	2	4889	2394	49.0	2306	88
Heston East	2	4702	2408	51.2	2305	103
Heston West	3	7964	3545	44.5	3415	130
Hounslow Central	3	6967	3216	46.2	3083	133
Hounslow Heath	3	7938	3408	42.9	3286	122
Hounslow South	3	7510	3696	49.2	3588	108
Hounslow West	3	9224	3716	40.3	3569	147
Isleworth North	3	7845	3834	48.9	3668	166
Isleworth South	3	5833	2635	45.2	2522	113
Spring Grove	3	8465	3671	43.4	3487	184
Turnham Green	3	6419	2980	46.4	2815	165
Hounslow	60	148969	66876	44.9	64016	2860

Ward Voting Statistics

Rejected ballot papers

Ward	Lacking official mark	More votes than entitled	Marked for identification	Unmarked wholly void	Total	Rejected in part	Total valid papers	% valid votes
Hillingdon								
Barnhill	0	3	0	6	9	3	3099	99.7
Botwell	0	0	0	6	6	0	2282	99.7
Bourne	0	1	0	5	6	0	2779	99.8
Cavendish	0	2	0	1	3	0	3006	99.9
Charville	0	0	0	6	6	0	3883	99.8
Colham	0	2	0	0	2	0	2335	99.9
Cowley	0	0	0	0	0	0	3466	100.0
Crane	0	5	0	13	18	0	2282	99.2
Deansfield	0	0	0	18	18	0	3050	99.4
Eastcote	0	0	0	6	6	0	3928	99.8
Harefield	0	0	0	3	3	0	2622	99.9
Harlington	0	0	0	0	0	0	3632	100.0
Heathrow	0	2	0	4	6	0	2652	99.8
Hillingdon East	0	2	0	1	3	0	2838	99.9
Hillingdon North	0	0	0	0	0	0	3147	100.0
Hillingdon West	0	0	0	0	0	0	3170	100.0
Ickenham	0	0	0	0	0	0	4794	100.0
Manor	0	3	0	9	12	0	2887	99.6
Northwood	0	1	0	4	5	0	3210	99.8
Northwood Hills	0	0	0	5	5	0	3613	99.9
Ruislip	0	1	0	3	4	0	2940	99.9
St Martins	0	2	0	3	5	0	3048	99.8
Townfield	0	4	0	16	20	0	4021	99.5
Uxbridge North	0	4	0	4	8	0	2627	99.7
Uxbridge South	0	0	0	3	3	0	2062	99.9
West Drayton	1	3	0	1	5	0	2708	99.8
Wood End	0	2	0	4	6	0	2498	99.8
Yeading	0	2	0	18	20	0	3086	99.4
Yiewsley	0	3	0	10	13	0	2491	99.5
Hillingdon	1	42	0	149	192	3	88156	99.8
Hounslow								
Brentford Clifden	0	2	0	5	7	0	3001	99.8
Chiswick Homefields	0	2	0	3	5	0	2221	99.8
Chiswick Riverside	0	0	0	6	6	0	3948	99.8
Cranford	0	11	0	21	32	0	3006	98.9
East Bedfont	0	3	0	3	6	0	3481	99.8
Feltham Central	0	0	0	3	3	0	3051	99.9
Feltham North	0	2	0	7	9	0	3379	99.7
Feltham South	0	0	0	5	5	0	2809	99.8
Gunnersbury	0	3	0	2	5	2	3292	99.8
Hanworth	0	2	0	1	3	1	3104	99.9
Heston Central	0	4	0	14	18	0	2376	99.2
Heston East	0	6	0	11	17	0	2391	99.3
Heston West	0	4	0	19	23	0	3522	99.4
Hounslow Central	2	12	2	3	19	0	3197	99.4
Hounslow Heath	0	6	0	15	21	0	3387	99.4
Hounslow South	0	4	1	4	9	0	3687	99.8
Hounslow West	0	5	0	9	14	0	3702	99.6
Isleworth North	0	1	0	7	8	0	3826	99.8
Isleworth South	0	3	0	4	7	0	2628	99.7
Spring Grove	0	1	1	4	6	0	3665	99.8
Turnham Green	0	4	0	3	7	0	2973	99.8
Hounslow	2	75	4	149	230	3	66646	99.7

Ward	Seats	Electorate	Number voting	% poll	Polling stations	Postal
Islington						
Barnsbury	3	6507	2869	44.1	2840	29
Bunhill	3	5837	2804	48.0	2794	10
Canonbury East	2	4969	2249	45.3	2232	17
Canonbury West	2	4182	1824	43.6	1816	8
Clerkenwell	3	7267	3474	47.8	3426	48
Gillespie	2	4018	1721	42.8	1712	9
Highbury	3	6255	2572	41.1	2551	21
Highview	2	3753	1516	40.4	1494	22
Hillmarton	2	5135	2085	40.6	2053	32
Hillrise	3	6324	2419	38.3	2403	16
Holloway	3	6055	2998	49.5	2929	69
Junction	3	6488	2584	39.8	2547	37
Mildmay	3	7589	2914	38.4	2874	40
Quadrant	2	5099	2573	50.5	2538	35
St George's	3	6621	2574	38.9	2536	38
St Mary	3	5362	2336	43.6	2315	21
St Peter	3	6407	3129	48.8	3091	38
Sussex	2	4395	2123	48.3	2090	33
Thornhill	2	4489	1913	42.6	1903	10
Tollington	3	6837	2531	37.0	2519	12
Islington	52	113589	49208	43.3	48663	545
Kensington and Chelsea						
Abingdon	3	4836	1639	33.9	1606	33
Avondale	3	5090	2088	41.0	2067	21
Brompton	2	2507	753	30.0	730	23
Campden	3	4903	1857	37.9	1806	51
Cheyne	2	4061	1504	37.0	1441	63
Church	2	3165	1233	39.0	1168	65
Colville	3	5124	1896	37.0	1882	14
Courtfield	3	4614	1510	32.7	1490	20
Earls Court	3	6372	2210	34.7	2175	35
Golborne	3	4998	1981	39.6	1965	16
Hans Town	3	4196	1370	32.7	1341	29
Holland	3	4844	1812	37.4	1779	33
Kelfield	2	4378	1761	40.2	1729	32
Norland	2	3212	1431	44.6	1409	22
North Stanley	2	4253	1437	33.8	1397	40
Pembridge	3	5094	2027	39.8	1993	34
Queen's Gate	3	4494	1492	33.2	1448	44
Redcliffe	3	5144	1722	33.5	1708	14
Royal Hospital	2	3170	1061	33.5	1035	26
St Charles	2	3812	1511	39.6	1477	34
South Stanley	2	4308	1857	43.1	1845	12
Kensington and Chelsea	54	92575	34152	36.9	33491	661
Kingston upon Thames						
Berrylands	3	6099	3076	50.4	3034	42
Burlington	2	3980	2351	59.1	2323	28
Cambridge	3	5561	3224	58.0	3185	39
Canbury	3	5202	3020	58.1	2974	46
Chessington North	2	3796	2035	53.6	2023	12
Chessington South	3	6470	3634	56.2	3598	36

Ward Voting Statistics

Ward	Rejected ballot papers						Total valid papers	% valid votes
	Lacking official mark	More votes than entitled	Marked for identification	Unmarked wholly void	Total	Rejected in part		
Islington								
Barnsbury	0	4	0	10	14	0	2855	99.5
Bunhill	0	1	0	0	1	8	2803	100.0
Canonbury East	3	1	0	0	4	0	2245	99.8
Canonbury West	0	3	0	1	4	0	1820	99.8
Clerkenwell	0	2	1	10	13	0	3461	99.6
Gillespie	0	1	0	4	5	0	1716	99.7
Highbury	0	0	0	4	4	0	2568	99.8
Highview	0	1	1	6	8	0	1508	99.5
Hillmarton	0	2	2	0	4	0	2081	99.8
Hillrise	0	6	0	0	6	0	2413	99.8
Holloway	0	2	0	1	3	0	2995	99.9
Junction	0	0	3	9	12	0	2572	99.5
Mildmay	0	2	3	2	7	0	2907	99.8
Quadrant	1	1	3	4	9	0	2564	99.7
St George's	0	1	0	2	3	0	2571	99.9
St Mary	0	0	1	5	6	0	2330	99.7
St Peter	0	0	0	7	7	0	3122	99.8
Sussex	0	2	0	6	8	0	2115	99.6
Thornhill	0	6	0	0	6	7	1907	99.7
Tollington	0	3	0	5	8	0	2523	99.7
Islington	4	38	14	76	132	15	49076	99.7
Kensington and Chelsea								
Abingdon	0	0	0	3	3	0	1636	99.8
Avondale	0	0	0	6	6	0	2082	99.7
Brompton	0	0	0	2	2	0	751	99.7
Campden	0	0	0	4	4	0	1853	99.8
Cheyne	0	0	0	3	3	0	1501	99.8
Church	0	2	0	2	4	0	1229	99.7
Colville	0	0	0	4	4	0	1892	99.8
Courtfield	0	0	0	10	10	0	1500	99.3
Earls Court	0	1	0	5	6	0	2204	99.7
Golborne	0	0	0	11	11	0	1970	99.4
Hans Town	0	0	0	0	0	0	1370	100.0
Holland	0	0	0	0	0	1	1812	100.0
Kelfield	0	1	0	5	6	0	1755	99.7
Norland	0	0	0	3	3	0	1428	99.8
North Stanley	0	0	0	0	0	0	1437	100.0
Pembridge	0	0	0	2	2	1	2025	99.9
Queen's Gate	0	0	0	2	2	0	1490	99.9
Redcliffe	0	0	0	1	1	0	1721	99.9
Royal Hospital	0	0	0	2	2	0	1059	99.8
St Charles	0	0	0	1	1	0	1510	99.9
South Stanley	0	0	0	3	3	0	1854	99.8
Kensington and Chelsea	0	4	0	69	73	2	34079	99.8
Kingston upon Thames								
Berrylands	0	0	0	9	9	0	3067	99.7
Burlington	0	0	1	2	3	0	2348	99.9
Cambridge	0	1	0	5	6	0	3218	99.8
Canbury	0	2	0	1	3	0	3017	99.9
Chessington North	0	0	0	2	2	0	2033	99.9
Chessington South	0	3	0	1	4	0	3630	99.9

Ward Voting Statistics

Ward	Seats	Electorate	Number voting	% poll	Polling stations	Postal
Kingston upon Thames - continued						
Coombe	2	3422	1655	48.4	1616	39
Grove	3	6034	2942	48.8	2888	54
Hill	2	3862	1825	47.3	1805	20
Hook	2	3799	2247	59.1	2227	20
Malden Manor	2	3958	1961	49.5	1945	16
Norbiton	3	5481	2890	52.7	2871	19
Norbiton Park	2	4181	2404	57.5	2374	30
St James	3	5164	2664	51.6	2623	41
St Marks	3	6398	3244	50.7	3188	56
Surbiton Hill	3	5688	2596	45.6	2523	73
Tolworth East	2	3919	2301	58.7	2277	24
Tolworth South	2	3869	1905	49.2	1882	23
Tolworth West	2	4128	2444	59.2	2421	23
Tudor	3	5975	3302	55.3	3271	31
Kingston upon Thames	50	96986	51720	53.3	51048	672
Lambeth						
Angell	3	7381	2666	36.1	2645	21
Bishop's	3	7189	3097	43.1	3064	33
Clapham Park	3	8920	3972	44.5	3912	60
Clapham Town	3	8185	3763	46.0	3696	67
Ferndale	3	8633	2858	33.1	2843	15
Gipsy Hill	3	8696	3857	44.4	3777	80
Herne Hill	3	7692	3573	46.5	3514	59
Knight's Hill	3	9157	3865	42.2	3741	124
Larkhall	3	8198	2880	35.1	2837	43
Oval	3	7979	3596	45.1	3534	62
Prince's	3	6139	2952	48.1	2908	44
St Leonard's	3	7934	3502	44.1	3405	97
St Martin's	3	7459	3232	43.3	3190	42
Stockwell	3	7249	3287	45.3	3266	21
Streatham Hill	3	8968	3973	44.3	3865	108
Streatham South	3	8127	4039	49.7	3978	61
Streatham Wells	3	9619	4319	44.9	4232	87
Thornton	2	5886	3202	54.4	3169	33
Thurlow Park	2	5375	2662	49.5	2595	67
Town Hall	3	9053	3531	39.0	3492	39
Tulse Hill	3	8091	3140	38.8	3122	18
Vassall	3	8898	3223	36.2	3189	34
Lambeth	64	174828	75189	43.0	73974	1215
Lewisham						
Bellingham	2	5895	2252	38.2	2166	86
Blackheath	2	5179	2287	44.2	2237	50
Blythe Hill	2	5073	2140	42.2	2120	20
Catford	2	5787	2618	45.2	2579	39
Churchdown	3	7109	3175	44.7	3092	83
Crofton Park	3	7872	3368	42.8	3345	23
Downham	3	6565	3340	50.9	3197	143
Drake	3	7832	2633	33.6	2624	9
Evelyn	3	7330	2236	30.5	2213	23
Forest Hill	2	4989	2040	40.9	2008	32
Grinling Gibbons	3	7293	2264	31.0	2251	13

Ward	Rejected ballot papers					Total Rejected in part	Total valid papers	% valid votes
	Lacking official mark	More votes than entitled	Marked for identification	Unmarked wholly void	Total			
Kingston upon Thames - continued								
Coombe	1	0	0	2	3	2	1652	99.8
Grove	8	4	0	1	13	0	2929	99.6
Hill	0	2	0	1	3	0	1822	99.8
Hook	0	0	0	1	1	0	2246	100.0
Malden Manor	0	1	0	2	3	0	1958	99.8
Norbiton	0	1	1	4	6	0	2884	99.8
Norbiton Park	0	1	0	2	3	0	2401	99.9
St James	0	3	1	3	7	0	2657	99.7
St Marks	0	4	0	2	6	3	3238	99.8
Surbiton Hill	0	2	0	0	2	1	2594	99.9
Tolworth East	0	0	0	3	3	0	2298	99.9
Tolworth South	0	3	0	3	6	1	1899	99.7
Tolworth West	0	3	0	2	5	1	2439	99.8
Tudor	0	0	0	0	0	4	3302	100.0
Kingston upon Thames	9	30	3	46	88	12	51632	99.8
Lambeth								
Angell	0	5	0	1	6	4	2660	99.8
Bishop's	0	1	0	1	2	0	3095	99.9
Clapham Park	0	1	1	0	2	0	3970	99.9
Clapham Town	0	2	0	3	5	0	3758	99.9
Ferndale	0	5	0	1	6	0	2852	99.8
Gipsy Hill	0	1	0	0	1	0	3856	100.0
Herne Hill	0	3	0	4	7	9	3566	99.8
Knight's Hill	0	1	2	3	6	0	3859	99.8
Larkhall	0	5	0	2	7	0	2873	99.8
Oval	0	4	0	0	4	0	3592	99.9
Prince's	0	1	1	2	4	0	2948	99.9
St Leonard's	0	4	0	6	10	0	3492	99.7
St Martin's	0	1	0	1	2	6	3230	99.9
Stockwell	0	0	0	4	4	0	3283	99.9
Streatham Hill	1	1	0	3	5	0	3968	99.9
Streatham South	0	0	0	5	5	0	4034	99.9
Streatham Wells	0	3	1	6	10	0	4309	99.8
Thornton	0	3	0	5	8	0	3194	99.8
Thurlow Park	0	1	0	4	5	0	2657	99.8
Town Hall	0	3	0	0	3	0	3528	99.9
Tulse Hill	0	6	1	3	10	2	3130	99.7
Vassall	0	2	0	0	2	0	3221	99.9
Lambeth	1	53	6	54	114	21	75075	99.8
Lewisham								
Bellingham	0	1	1	2	4	2	2248	99.8
Blackheath	0	1	2	5	8	0	2279	99.7
Blythe Hill	0	4	0	3	7	2	2133	99.7
Catford	0	4	3	5	12	4	2606	99.5
Churchdown	0	3	1	1	5	5	3170	99.8
Crofton Park	0	8	0	4	12	5	3356	99.6
Downham	0	6	0	2	8	8	3332	99.8
Drake	0	5	0	5	10	6	2623	99.6
Evelyn	0	3	0	3	6	1	2230	99.7
Forest Hill	0	1	2	10	13	5	2027	99.4
Grinling Gibbons	0	2	0	7	9	3	2255	99.6

Ward	Seats	Electorate	Number voting	% poll	Polling stations	Postal
Lewisham - continued						
Grove Park	2	5011	2160	43.1	2064	96
Hither Green	3	8184	3134	38.3	3088	46
Horniman	3	7457	3397	45.6	3325	72
Ladywell	3	7299	2689	36.8	2669	20
Manor Lee	2	5678	2619	46.1	2587	32
Marlowe	3	7495	2617	34.9	2613	4
Pepys	3	7451	2746	36.9	2727	19
Perry Hill	3	8034	3572	44.5	3494	78
Rushey Green	2	5775	2160	37.4	2130	30
St Andrew	2	5533	2633	47.6	2591	42
St Margaret	2	5266	2508	47.6	2432	76
St Mildred	3	8781	4309	49.1	4225	84
Sydenham East	3	7219	2724	37.7	2660	64
Sydenham West	3	7677	3102	40.4	3043	59
Whitefoot	2	4865	2028	41.7	1994	34
Lewisham	67	172649	70751	41.0	69474	1277
Merton						
Abbey	3	6944	3267	47.0	3218	49
Cannon Hill	3	6630	3547	53.5	3523	24
Colliers Wood	3	7584	3434	45.3	3380	54
Dundonald	3	6135	3437	56.0	3400	37
Durnsford	2	4283	2349	54.8	2312	37
Figge's Marsh	3	7347	3575	48.7	3551	24
Graveney	2	4245	2119	49.9	2101	18
Hillside	3	6683	2936	43.9	2868	68
Lavender	2	5067	2326	45.9	2283	43
Longthornton	3	7252	3709	51.1	3668	41
Lower Morden	3	6662	3316	49.8	3266	50
Merton Park	3	6478	3423	52.8	3354	69
Phipps Bridge	3	7731	3453	44.7	3394	59
Pollards Hill	3	6203	3031	48.9	2997	34
Ravensbury	3	6536	3187	48.8	3138	49
Raynes Park	3	7130	3304	46.3	3234	70
St Helier	3	6381	3202	50.2	3105	97
Trinity	3	5688	3239	56.9	3194	45
Village	3	5929	2663	44.9	2543	120
West Barnes	3	6976	3804	54.5	3760	44
Merton	57	127884	63321	49.5	62289	1032
Newham						
Beckton	2	3920	1566	39.9	1551	15
Bemersyde	2	4233	1855	43.8	1814	41
Canning Town and Grange	2	5708	1946	34.1	1928	18
Castle	2	5182	1940	37.4	1921	19
Central	2	5308	2023	38.1	1992	31
Custom House and Silvertown	3	8656	3397	39.2	3379	18
Forest Gate	3	7265	2767	38.1	2744	23
Greatfield	3	7881	3603	45.7	3577	26
Hudsons	3	6811	2649	38.9	2564	85
Kensington	2	5237	2405	45.9	2386	19
Little Ilford	3	7442	2712	36.4	2683	29
Manor Park	3	7952	3121	39.2	3098	23

Ward	Rejected ballot papers						Total valid papers	% valid votes
	Lacking official mark	More votes than entitled	Marked for identification	Unmarked wholly void	Total	Rejected in part		
Lewisham - continued								
Grove Park	0	2	1	0	3	0	2157	99.9
Hither Green	0	5	2	17	24	1	3110	99.2
Horniman	0	1	2	2	5	3	3392	99.9
Ladywell	0	3	0	3	6	3	2683	99.8
Manor Lee	0	4	0	3	7	2	2612	99.7
Marlowe	0	1	2	3	6	5	2611	99.8
Pepys	0	0	0	16	16	8	2730	99.4
Perry Hill	0	2	3	5	10	6	3562	99.7
Rushey Green	0	1	2	1	4	0	2156	99.8
St Andrew	0	4	0	4	8	2	2625	99.7
St Margaret	0	0	1	2	3	3	2505	99.9
St Mildred	0	4	1	4	9	3	4300	99.8
Sydenham East	0	1	0	8	9	5	2715	99.7
Sydenham West	0	3	2	5	10	3	3092	99.7
Whitefoot	0	2	0	1	3	1	2025	99.9
Lewisham	0	71	25	121	217	86	70534	99.7
Merton								
Abbey	1	1	0	2	4	0	3263	99.9
Cannon Hill	0	0	0	3	3	0	3544	99.9
Colliers Wood	0	5	1	2	8	0	3426	99.8
Dundonald	0	3	1	1	5	0	3432	99.9
Durnsford	0	3	0	1	4	0	2345	99.8
Figge's Marsh	1	3	1	2	7	0	3568	99.8
Graveney	0	4	0	5	9	0	2110	99.6
Hillside	0	1	0	4	5	0	2931	99.8
Lavender	0	3	0	4	7	0	2319	99.7
Longthornton	0	4	0	1	5	0	3704	99.9
Lower Morden	0	2	0	0	2	0	3314	99.9
Merton Park	0	3	0	1	4	0	3419	99.9
Phipps Bridge	0	4	0	1	5	0	3448	99.9
Pollards Hill	0	1	2	6	9	0	3022	99.7
Ravensbury	0	3	0	3	6	0	3181	99.8
Raynes Park	0	0	0	6	6	0	3298	99.8
St Helier	0	0	0	2	2	0	3200	99.9
Trinity	0	1	0	2	3	0	3236	99.9
Village	0	0	0	1	1	0	2662	100.0
West Barnes	0	0	0	4	4	0	3800	99.9
Merton	2	41	5	51	99	0	63222	99.8
Newham								
Beckton	0	5	0	4	9	0	1557	99.4
Bemersyde	0	2	0	12	14	0	1841	99.2
Canning Town and Grange	0	1	0	2	3	0	1943	99.8
Castle	0	2	0	4	6	0	1934	99.7
Central	0	3	0	4	7	0	2016	99.7
Custom House and Silvertown	0	2	0	7	9	0	3388	99.7
Forest Gate	0	2	0	5	7	0	2760	99.7
Greatfield	7	1	0	3	11	0	3592	99.7
Hudsons	0	1	0	3	4	0	2645	99.8
Kensington	0	6	0	6	12	0	2393	99.5
Little Ilford	0	2	1	8	11	0	2701	99.6
Manor Park	0	2	1	7	10	0	3111	99.7

Ward Voting Statistics

Ward	Seats	Electorate	Number voting	% poll	Polling stations	Postal
Newham - continued						
Monega	2	5288	2211	41.8	2194	17
New Town	2	5116	1647	32.2	1633	14
Ordnance	2	3909	1293	33.1	1272	21
Park	3	6712	2272	33.8	2231	41
Plaistow	3	6108	2095	34.3	2058	37
Plashet	3	7597	2687	35.4	2655	32
St Stephen's	2	4994	1817	36.4	1803	14
South	3	11500	4296	37.4	4244	52
Stratford	2	4568	1575	34.5	1557	18
Upton	3	6823	2600	38.1	2577	23
Wall End	3	8088	3004	37.1	2967	37
West Ham	2	5597	1634	29.2	1622	12
Newham	60	151895	57115	37.6	56450	665
Redbridge						
Aldborough	3	6641	3476	52.3	3427	49
Barkingside	3	9462	4338	45.8	4309	29
Bridge	3	8379	4131	49.3	4060	71
Chadwell	3	9067	4997	55.1	4952	45
Church End	3	7491	3914	52.2	3830	84
Clayhall	3	9555	4519	47.3	4479	40
Clementswood	3	7866	3631	46.2	3594	37
Cranbrook	3	7753	4364	56.3	4319	45
Fairlop	3	8261	3962	48.0	3925	37
Fullwell	3	8532	3725	43.7	3683	42
Goodmayes	2	3458	1848	53.4	1839	9
Hainault	3	7015	3203	45.7	3179	24
Loxford	3	8182	3653	44.6	3628	25
Mayfield	3	8532	4279	50.2	4236	43
Monkhams	3	7650	3588	46.9	3520	68
Newbury	3	7983	4229	53.0	4200	29
Roding	3	8110	4326	53.3	4287	39
Seven Kings	3	7599	3373	44.4	3334	39
Snaresbrook	3	7288	3743	51.4	3667	76
Valentines	3	6964	3405	48.9	3354	51
Wanstead	3	7589	3864	50.9	3827	37
Redbridge	62	163377	80568	49.3	79649	919
Richmond upon Thames						
Barnes	3	6305	3826	60.7	3741	85
Central Twickenham	2	4990	2780	55.7	2752	28
East Sheen	2	4334	2633	60.8	2585	48
East Twickenham	3	8114	4349	53.6	4265	84
Ham and Petersham	3	5794	3378	58.3	3320	58
Hampton	3	6433	3406	52.9	3359	47
Hampton Hill	3	6561	3689	56.2	3660	29
Hampton Nursery	2	4809	2310	48.0	2295	15
Hampton Wick	3	7240	3737	51.6	3666	71
Heathfield	3	7161	3949	55.1	3908	41
Kew	3	6939	4115	59.3	4050	65
Mortlake	3	5824	3130	53.7	3097	33
Palewell	3	5894	3569	60.6	3531	38
Richmond Hill	3	5985	3348	55.9	3276	72

Rejected ballot papers

Ward	Lacking official mark	More votes than entitled	Marked for identification	Unmarked wholly void	Total	Rejected in part	Total valid papers	% valid votes
Newham - continued								
Monega	0	5	0	4	9	0	2202	99.6
New Town	0	4	0	4	8	0	1639	99.5
Ordnance	0	4	0	8	12	0	1281	99.1
Park	0	1	0	7	8	0	2264	99.6
Plaiatow	0	2	0	4	6	0	2089	99.7
Plashtet	0	2	0	6	8	0	2679	99.7
St Stephen's	2	6	0	5	13	0	1804	99.3
South	0	1	0	4	5	0	4291	99.9
Stratford	0	4	0	4	8	0	1567	99.5
Upton	0	2	0	6	8	0	2592	99.7
Wall End	0	2	0	6	8	0	2996	99.7
West Ham	0	7	0	7	14	0	1620	99.1
Newham	9	69	2	130	210	0	56905	99.6
Redbridge								
Aldborough	0	0	0	3	3	0	3473	99.9
Barkingside	0	1	0	3	4	0	4334	99.9
Bridge	0	1	0	4	5	0	4126	99.9
Chadwell	0	2	0	2	4	0	4993	99.9
Church End	0	0	0	5	5	0	3909	99.9
Clayhall	0	7	1	3	11	0	4508	99.8
Clementswood	0	0	1	2	3	0	3628	99.9
Cranbrook	0	2	0	3	5	0	4359	99.9
Fairlop	0	0	0	1	1	0	3961	100.0
Fullwell	0	3	0	0	3	8	3722	99.9
Goodmayes	0	1	1	0	2	0	1846	99.9
Hainault	0	0	0	4	4	0	3199	99.9
Loxford	0	2	5	3	10	0	3643	99.7
Mayfield	0	1	0	6	7	0	4272	99.8
Monkhams	0	1	0	7	8	0	3580	99.8
Newbury	0	2	1	7	10	0	4219	99.8
Roding	0	4	2	5	11	2	4315	99.7
Seven Kings	0	2	0	6	8	0	3365	99.8
Snaresbrook	0	1	0	0	1	8	3742	100.0
Valentines	0	2	2	0	4	2	3401	99.9
Wanstead	0	6	1	9	16	0	3848	99.6
Redbridge	0	38	14	73	125	20	80443	99.8
Richmond upon Thames								
Barnes	2	0	0	3	5	0	3821	99.9
Central Twickenham	0	0	0	3	3	0	2777	99.9
East Sheen	0	2	2	4	8	1	2625	99.7
East Twickenham	0	0	1	5	6	0	4343	99.9
Ham and Petersham	0	1	1	2	4	0	3374	99.9
Hampton	0	0	0	8	8	0	3398	99.8
Hampton Hill	0	3	1	4	8	0	3681	99.8
Hampton Nursery	0	3	0	2	5	0	2305	99.8
Hampton Wick	0	0	0	6	6	0	3731	99.8
Heathfield	0	1	0	7	8	0	3941	99.8
Kew	0	2	0	4	6	0	4109	99.9
Mortlake	0	3	1	5	9	0	3121	99.7
Palewell	0	1	0	4	5	0	3564	99.9
Richmond Hill	0	0	1	5	6	0	3342	99.8

Ward	Seats	Electorate	Number voting	% poll	Polling stations	Postal
Richmond upon Thames - continued						
Richmond Town	2	4400	2593	58.9	2518	75
South Twickenham	3	7207	3749	52.0	3693	56
Teddington	3	7293	3976	54.5	3896	80
West Twickenham	2	4674	2683	57.4	2655	28
Whitton	3	6899	3725	54.0	3693	32
Richmond upon Thames	52	116856	64945	55.6	63960	985
Southwark						
Abbey	2	4817	1875	38.9	1864	11
Alleyn	2	5704	2111	37.0	2079	32
Barset	2	4789	1573	32.8	1551	22
Bellenden	3	8537	3272	38.3	3241	31
Bricklayers	2	6791	2622	38.6	2609	13
Browning	3	7953	2600	32.7	2574	26
Brunswick	3	7665	2427	31.7	2401	26
Burgess	2	4565	1671	36.6	1656	15
Cathedral	2	5148	2147	41.7	2123	24
Chaucer	3	8264	3215	38.9	3194	21
College	2	6121	2931	47.9	2878	53
Consort	2	5126	1618	31.6	1603	15
Dockyard	3	11939	4141	34.7	4119	22
Faraday	3	9531	3804	39.9	3771	33
Friary	3	6332	2106	33.3	2100	6
Liddle	3	8526	1720	20.2	1705	15
Lyndhurst	3	8647	3278	37.9	3243	35
Newington	3	8902	3240	36.4	3175	65
Riverside	3	7473	2901	38.8	2864	37
Rotherhithe	3	6108	2446	40.0	2425	21
Ruskin	3	7488	4211	56.2	4115	96
Rye	2	6311	2986	47.3	2942	44
St Giles	3	8918	2626	29.4	2585	41
The Lane	2	5726	2483	43.4	2456	27
Waverley	2	5469	2369	43.3	2352	17
Southwark	64	176850	66373	37.5	65625	748
Sutton						
Beddington North	2	4848	2604	53.7	2573	31
Beddington South	3	6477	2962	45.7	2934	28
Belmont	2	5716	2668	46.7	2602	66
Carshalton Beeches	3	6726	3428	51.0	3369	59
Carshalton Central	2	4740	2573	54.3	2534	39
Carshalton North	2	5077	2693	53.0	2646	47
Cheam South	2	4391	2126	48.4	2088	38
Cheam West	2	4355	2418	55.5	2386	32
Clockhouse	1	1523	909	59.7	890	19
North Cheam	2	4896	2513	51.3	2482	31
Rosehill	2	4417	2251	51.0	2212	39
St Helier North	3	6101	2675	43.8	2631	44
St Helier South	2	4126	1620	39.3	1583	37
Sutton Central	2	4886	2288	46.8	2225	63
Sutton Common	2	4460	2144	48.1	2123	21
Sutton East	3	5811	2810	48.4	2781	29
Sutton South	3	7631	3224	42.2	3136	88

Rejected ballot papers

Ward	Lacking official mark	More votes than entitled	Marked for identification	Unmarked wholly void	Total	Rejected in part	Total valid papers	% Valid votes
Richmond upon Thames - continued								
Richmond Town	0	0	0	4	4	0	2589	99.8
South Twickenham	0	1	0	4	5	0	3744	99.9
Teddington	0	1	6	0	7	0	3969	99.8
West Twickenham	0	2	2	2	6	0	2677	99.8
Whitton	0	0	0	7	7	0	3718	99.8
Richmond upon Thames	2	20	15	79	116	1	64829	99.8
Southwark								
Abbey	0	0	0	0	0	0	1875	100.0
Alleyn	0	0	0	0	0	0	2111	100.0
Barset	0	1	1	4	6	0	1567	99.6
Bellenden	0	1	0	3	4	0	3268	99.9
Bricklayers	0	1	0	3	4	1	2618	99.8
Browning	0	0	0	11	11	0	2589	99.6
Brunswick	0	3	0	2	5	0	2422	99.8
Burgess	0	2	0	7	9	3	1662	99.5
Cathedral	0	5	0	1	6	3	2141	99.7
Chaucer	0	0	0	0	0	6	3215	100.0
College	0	0	0	2	2	0	2929	99.9
Consort	0	3	0	7	10	0	1608	99.4
Dockyard	0	1	0	11	12	0	4129	99.7
Faraday	0	7	0	6	13	0	3791	99.7
Friary	2	2	0	1	5	0	2101	99.8
Liddle	0	1	1	2	4	0	1716	99.8
Lyndhurst	8	0	0	0	8	0	3270	99.8
Newington	0	3	0	8	11	0	3229	99.7
Riverside	0	0	3	5	8	13	2893	99.7
Rotherhithe	0	0	0	13	13	7	2433	99.5
Ruskin	0	0	0	0	0	2	4211	100.0
Rye	0	6	0	9	15	0	2971	99.5
St Giles	2	5	0	6	13	0	2613	99.5
The Lane	0	2	0	4	6	0	2477	99.8
Waverley	6	5	0	4	15	0	2354	99.4
Southwark	18	48	5	109	180	35	66193	99.7
Sutton								
Beddington North	0	1	0	0	1	0	2603	100.0
Beddington South	0	0	1	2	3	0	2959	99.9
Belmont	0	0	1	0	1	2	2667	100.0
Carshalton Beeches	0	0	0	0	0	0	3428	100.0
Carshalton Central	0	1	0	0	1	0	2572	100.0
Carshalton North	0	0	0	1	1	0	2692	100.0
Cheam South	0	1	0	0	1	0	2125	100.0
Cheam West	0	0	1	1	2	0	2416	99.9
Clockhouse	0	0	0	0	0	0	909	100.0
North Cheam	0	1	0	1	2	0	2511	99.9
Rosehill	0	1	0	1	2	0	2249	99.9
St Helier North	0	1	0	1	2	0	2673	99.9
St Helier South	0	1	1	0	2	0	1618	99.9
Sutton Central	3	0	5	0	8	0	2280	99.7
Sutton Common	0	4	0	51	55	0	2089	97.4
Sutton East	0	2	0	1	3	0	2807	99.9
Sutton South	0	0	0	0	0	0	3224	100.0

Ward Voting Statistics

Ward	Seats	Electorate	Number voting	% poll	Polling stations	Postal
Sutton - continued						
Sutton West	2	4321	2287	52.9	2248	39
Wallington North	3	7035	3551	50.5	3501	50
Wallington South	3	7153	3576	50.0	3502	74
Wandle Valley	2	4156	2215	53.3	2197	18
Woodcote	1	2710	1307	48.2	1291	16
Worcester Park North	3	6848	3287	48.0	3257	30
Worcester Park South	2	4424	2370	53.6	2332	38
Wrythe Green	2	5146	2587	50.3	2553	34
Sutton	56	127974	63086	49.3	62076	1010
Tower Hamlets						
Blackwall	2	3132	1650	52.7	1641	9
Bow	3	6126	2710	44.2	2677	33
Bromley	3	6220	3099	49.8	3094	5
East India	2	4524	2407	53.2	2395	12
Grove	2	3957	2028	51.3	2025	3
Holy Trinity	3	6267	3651	58.3	3643	8
Lansbury	3	5771	3275	56.7	3242	33
Limehouse	3	5191	2839	54.7	2826	13
Millwall	3	10532	7004	66.5	6893	111
Park	2	3865	1912	49.5	1881	31
Redcoat	2	4585	2602	56.8	2523	79
St Dunstan's	3	6230	3251	52.2	3245	6
St James'	2	4825	2938	60.9	2922	16
St Katharine's	3	9182	4389	47.8	4373	16
St Mary's	2	4322	2382	55.1	2377	5
St Peter's	3	8110	4306	53.1	4283	23
Shadwell	3	6832	3510	51.4	3502	8
Spitalfields	3	5950	3201	53.8	3188	13
Weavers	3	6745	3580	53.1	3560	20
Tower Hamlets	50	112366	60734	54.1	60290	444
Waltham Forest						
Cann Hall	3	7805	3895	49.9	3840	55
Cathall	3	8166	2994	36.7	2981	13
Chapel End	3	7917	3973	50.2	3957	16
Chingford Green	3	9037	4315	47.7	4259	56
Endlebury	2	6254	2773	44.3	2749	24
Forest	3	7903	4019	50.9	4002	17
Grove Green	3	7991	3408	42.6	3399	9
Hale End	2	5356	2866	53.5	2855	11
Hatch Lane	3	8291	3681	44.4	3657	24
High Street	3	8098	3626	44.8	3596	30
Higham Hill	2	5038	2547	50.6	2525	22
Hoe Street	3	9246	4069	44.0	4019	50
Larkswood	3	9841	4214	42.8	4176	38
Lea Bridge	3	8141	3080	37.8	3061	19
Leyton	3	8344	4065	48.7	4032	33
Leytonstone	3	8254	3538	42.9	3512	26
Lloyd Park	3	8257	3373	40.9	3350	23
St James Street	3	9719	3777	38.9	3758	19
Valley	3	8395	3223	38.4	3191	32
Wood Street	3	8780	4372	49.8	4281	91
Waltham Forest	57	160833	71808	44.6	71200	608

Ward	Rejected ballot papers						Total valid papers	% valid votes
	Lacking official mark	More votes than entitled	Marked for identification	Unmarked wholly void	Total	Rejected in part		
Sutton - continued								
Sutton West	0	0	1	0	1	0	2286	100.0
Wallington North	0	0	0	1	1	0	3550	100.0
Wallington South	0	3	0	0	3	0	3573	99.9
Wandle Valley	0	0	0	0	0	0	2215	100.0
Woodcote	0	0	0	0	0	0	1307	100.0
Worcester Park North	0	0	0	0	0	1	3287	100.0
Worcester Park South	0	0	0	1	1	0	2369	100.0
Wrythe Green	0	2	0	0	2	0	2585	99.9
Sutton	3	18	10	61	92	3	62994	99.9
Tower Hamlets								
Blackwall	0	3	0	15	18	0	1632	98.9
Bow	0	3	0	20	23	0	2687	99.2
Bromley	0	1	0	16	17	0	3082	99.5
East India	0	3	3	15	21	0	2386	99.1
Grove	0	5	0	4	9	0	2019	99.6
Holy Trinity	0	9	0	2	11	0	3640	99.7
Lansbury	0	6	0	9	15	0	3260	99.5
Limehouse	0	3	0	17	20	0	2819	99.3
Millwall	0	9	1	1	11	0	6993	99.8
Park	0	2	1	12	15	0	1897	99.2
Redcoat	0	10	0	25	35	0	2567	98.7
St Dunstan's	0	13	0	44	57	0	3194	98.2
St James'	0	4	0	8	12	0	2926	99.6
St Katharine's	0	8	0	6	14	0	4375	99.7
St Mary's	0	12	0	6	18	0	2364	99.2
St Peter's	0	7	0	6	13	0	4293	99.7
Shadwell	0	14	4	12	30	0	3480	99.1
Spitalfields	0	35	0	34	69	0	3132	97.8
Weavers	0	13	0	42	55	0	3525	98.5
Tower Hamlets	0	160	9	294	463	0	60271	99.2
Waltham Forest								
Cann Hall	0	1	0	2	3	0	3892	99.9
Cathall	0	3	4	2	9	0	2985	99.7
Chapel End	0	2	0	1	3	0	3970	99.9
Chingford Green	0	0	0	3	3	0	4312	99.9
Endlebury	0	1	0	6	7	0	2766	99.7
Forest	0	6	3	2	11	0	4008	99.7
Grove Green	0	2	2	2	6	0	3402	99.8
Hale End	0	1	0	1	2	0	2864	99.9
Hatch Lane	0	1	0	6	7	0	3674	99.8
High Street	0	2	2	4	8	0	3618	99.8
Higham Hill	0	3	1	1	5	0	2542	99.8
Hoe Street	0	4	1	5	10	0	4059	99.8
Larkswood	0	3	3	7	13	0	4201	99.7
Lea Bridge	0	5	1	4	10	0	3070	99.7
Leyton	0	5	2	5	12	1	4053	99.7
Leytonstone	0	1	3	4	8	0	3530	99.8
Lloyd Park	0	2	1	2	5	0	3368	99.9
St James Street	0	3	0	2	5	0	3772	99.9
Valley	0	2	1	5	8	0	3215	99.8
Wood Street	0	0	1	2	3	0	4369	99.9
Waltham Forest	0	47	25	66	138	1	71670	99.8

Ward	Seats	Electorate	Number voting	% poll	Polling stations	Postal
Wandsworth						
Balham	3	9039	4618	51.1	4531	87
Bedford	3	9642	4719	48.9	4640	79
Earlsfield	2	6591	3503	53.1	3453	50
East Putney	3	10039	4543	45.3	4434	109
Fairfield	2	5978	3491	58.4	3427	64
Furzedown	3	10660	5495	51.5	5423	72
Graveney	3	10105	4878	48.3	4804	74
Latchmere	3	8270	3784	45.8	3744	40
Nightingale	3	9411	4536	48.2	4308	228
Northcote	3	8980	4497	50.1	4410	87
Parkside	2	5904	3316	56.2	3267	49
Queenstown	2	6916	3234	46.8	3160	74
Roehampton	3	8929	4559	51.1	4426	133
St John	3	9332	4221	45.2	4146	75
St Mary's Park	3	9052	4557	50.3	4483	74
Shaftesbury	3	9927	4868	49.0	4786	82
Southfield	3	10035	5656	56.4	5536	120
Springfield	3	10488	5336	50.9	5245	91
Thamesfield	3	10063	4982	49.5	4877	105
Tooting	3	10103	4659	46.1	4618	41
West Hill	2	6163	3407	55.3	3241	166
West Putney	3	9556	4728	49.5	4570	158
Wandsworth	61	195183	97587	50.0	95529	2058
City of Westminster						
Baker Street	2	2916	1195	41.0	1171	24
Bayswater	3	5583	2979	53.4	2910	69
Belgrave	2	3395	1435	42.3	1369	66
Bryanston	2	2693	1154	42.9	1145	9
Cavendish	3	5071	2490	49.1	2401	89
Church Street	3	6209	2802	45.1	2755	47
Churchill	3	6426	4018	62.5	3907	111
Hamilton Terrace	2	3604	1629	45.2	1562	67
Harrow Road	3	6375	2683	42.1	2624	59
Hyde Park	3	4533	1729	38.1	1676	53
Knightsbridge	2	3238	1063	32.8	984	79
Lancaster Gate	3	4802	1829	38.1	1783	46
Little Venice	3	5304	2891	54.5	2785	106
Lord's	2	3930	1595	40.6	1547	48
Maida Vale	3	6057	3235	53.4	3137	98
Millbank	3	5597	2989	53.4	2944	45
Queen's Park	3	5511	2466	44.7	2429	37
Regent's Park	3	5991	2542	42.4	2459	83
St George's	3	6708	3114	46.4	3003	111
St James's	2	3260	1478	45.3	1437	41
Victoria	2	3449	1686	48.9	1587	99
Westbourne	3	6528	2756	42.2	2707	49
West End	2	4088	1533	37.5	1493	40
City of Westminster	60	111268	51291	46.1	49815	1476
Greater London	1917	4872088	2246209	46.1	2210932	35277

Ward	Rejected ballot papers					Rejected in part	Total valid papers	% valid votes
	Lacking official mark	More votes than entitled	Marked for identification	Unmarked wholly void	Total			
Wandsworth								
Balham	0	1	0	7	8	0	4610	99.8
Bedford	0	4	2	1	7	0	4712	99.9
Earlsfield	0	8	0	3	11	0	3492	99.7
East Putney	0	2	0	2	4	0	4539	99.9
Fairfield	0	3	0	0	3	0	3488	99.9
Furzedown	0	2	0	2	4	0	5491	99.9
Graveney	0	4	0	3	7	0	4871	99.9
Latchmere	0	0	1	5	6	0	3778	99.8
Nightingale	0	3	0	3	6	0	4530	99.9
Northcote	0	3	0	0	3	0	4494	99.9
Parkside	0	4	1	2	7	0	3309	99.8
Queenstown	0	1	0	3	4	0	3230	99.9
Roehampton	0	3	0	8	11	0	4548	99.8
St John	0	1	0	3	4	0	4217	99.9
St Mary's Park	0	1	3	1	5	0	4552	99.9
Shaftesbury	0	2	0	6	8	0	4860	99.8
Southfield	0	11	2	1	14	0	5642	99.8
Springfield	0	3	0	5	8	0	5328	99.9
Thamesfield	0	1	0	5	6	0	4976	99.9
Tooting	0	3	0	3	6	0	4653	99.9
West Hill	0	3	0	3	6	0	3401	99.8
West Putney	7	2	0	1	10	0	4718	99.8
Wandsworth	7	65	9	67	148	0	97439	99.8
City of Westminster								
Baker Street	0	1	0	1	2	0	1193	99.8
Bayswater	0	0	0	3	3	0	2976	99.9
Belgrave	0	3	0	4	7	0	1428	99.5
Bryanston	0	2	0	3	5	0	1149	99.6
Cavendish	0	1	1	3	5	0	2485	99.8
Church Street	0	7	0	0	7	0	2795	99.8
Churchill	0	2	0	5	7	0	4011	99.8
Hamilton Terrace	0	1	0	0	1	0	1628	99.9
Harrow Road	0	1	4	0	5	3	2678	99.8
Hyde Park	0	0	0	1	1	0	1728	99.9
Knightsbridge	0	0	0	2	2	0	1061	99.8
Lancaster Gate	0	1	0	5	6	0	1823	99.7
Little Venice	0	2	2	7	11	0	2880	99.6
Lord's	0	2	0	3	5	0	1590	99.7
Maida Vale	0	1	0	0	1	4	3234	100.0
Millbank	0	1	0	5	6	0	2983	99.8
Queen's Park	0	10	2	3	15	0	2451	99.4
Regent's Park	0	1	0	2	3	0	2539	99.9
St George's	0	1	0	11	12	0	3102	99.6
St James's	0	0	2	1	3	0	1475	99.8
Victoria	0	0	0	2	2	0	1684	99.9
Westbourne	0	2	0	7	9	0	2747	99.7
West End	0	0	0	1	1	0	1532	99.9
City of Westminster	0	39	11	69	119	7	51172	99.8
Greater London	201	1621	357	3361	5540	272	2240669	99.8

European Parliamentary Election

% Share of the Poll

Constituency	Electorate	% poll	LAB	CON	LD	Others
London Central	501,037	32.3	47.0	31.4	12.5	9.0
London East	515,408	33.3	57.8	24.2	9.1	8.8
London North	515,134	35.9	55.5	29.2	8.6	6.8
London North East	491,954	26.6	62.1	17.9	7.9	12.1
London North West	483,214	35.2	47.4	37.1	11.2	4.2
London South and Surrey East	485,803	34.5	33.5	38.8	19.2	8.5
London South East	484,204	36.2	41.0	36.4	14.5	8.2
London South Inner	512,533	27.3	61.0	18.6	14.9	5.6
London South West	479,846	34.4	49.7	30.9	11.4	8.0
London West	509,899	35.9	51.9	28.7	11.8	7.6

Results

London Central

No change

Newens, Arthur S.	LABCP	75,711
Elliott, Andrew J.	CON	50,652
Ludford, Sarah A.	LD	20,176
Kortvelyassy, Niki	GRE	7,043
Le Fanu, Hugh F.	UKI	4,157
Slapper, Clifford M.	SOC	1,593
Hamza, Susan J.	NLP	1,215
Weiss, George	IND	547

London East

No change

Tongue, Carole	LAB	98,759
Taylor, Virginia F.M.	CON	41,370
Montgomery, William K.	LD	15,546
Batten, Gerard J.	UKI	5,974
Baguley, John M.	GRE	4,337
Tillett, Oliver S.	TW	3,484
Kahn, Nigel D.	NLP	1,272

London North

No change

Green, Pauline	LAB	102,059
Keegan, Michael G.	CON	53,711
Mann, Ian H.	LD	15,739
Jago, Hilary J.	GRE	5,666
Booth, Ian N.	UKI	5,099
Fabrizi, Giovanni B.	EPP	880
Hinde, Jonathan R.	NLP	856

London North East

No change

Lomas, Alfred	LAB	80,226
Gordon, Simon J.M.	CON	23,179
Appiah, Kofi B.	LD	10,242
Lambert, Jean D.	GRE	8,386
Murat, Erbie	LIB	2,573
Compobassi, Peter	UKI	2,015
Archer, Richard	NLP	1,111
Fischer, Mark	CGB	869
Hyland, Antony	ICP	679

London North West

LAB gain from CON

Evans, Robert J.E.	LAB	80,192
Bethell, Lord Nicholas W.	CON	62,750
Leighter, Hilary F.	LD	18,998
Johnson, Darren P.	GRE	4,743
Murphy, Anne	CGB	858
Sullivan, Theresa M.	NLP	807
Palmer, Colin R.	IND	740

London South and Surrey East

No change

Moorhouse, Cecil J.O.	CON	64,813
Roles, Gillian M.	LAB	56,074
Reinisch, Mark O.R.	LD	32,059
Cornford, John K.W.	GRE	7,046
Major, John	MRL	3,339
Reeve, Anthony	IND	2,983
Levy, Paul J.	NLP	887

London South East

LABCP gain from CON

Spiers, Shaun M.	LABCP	71,505
Price, Peter N.	CON	63,483
Fryer, Jonathan H.	LD	25,271
Mouland, Ian J.	GRE	6,399
Almond, Robin	LIB	3,881
Lowne, Kevin	NF	2,926
Small, John D.	NLP	1,025

London South Inner

No change

Balfe, Richard A.	LABCP	85,079
Boff, Andrew	CON	25,859
Graves, Adrian P.	LD	20,708
Collins, Shane	GRE	6,570
Leighton, Mark C.	NLP	1,179

London South West

No change

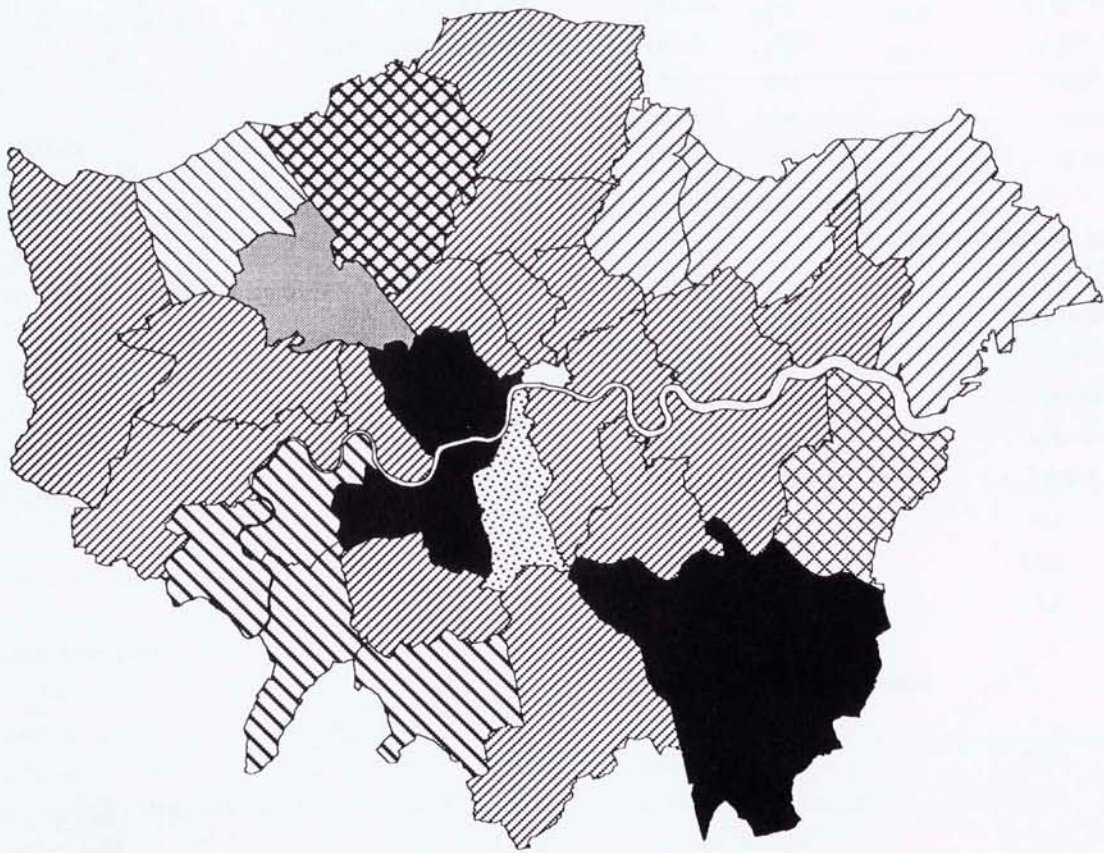
Pollack, Anita J.	LAB	81,850
Treleaven, Philip C.	CON	50,875
Blanchard, Gerald I.	LD	18,697
Walsh, Thomas J.	GRE	5,460
Scholefield, Anthony J.E.	UKI	4,912
Hopewell, Christopher D.	IND	1,840
Simson, Martin J.H.	NLP	625
Quanjier, Johan H.	IND	377

London West

No change

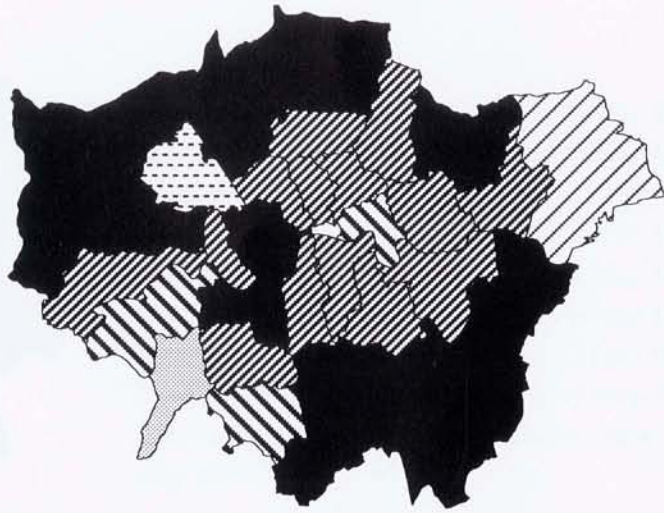
Elliott, Michael N.	LAB	94,562
Guy, John R.C.	CON	52,287
Mallinson, William D.E.	LD	21,561
Bradley, John W.	GRE	6,134
Roberts, Gerald	UKI	4,583
Binding, William A.	NF	1,963
Johnson, Peter R.	NLP	1,105

May 1994

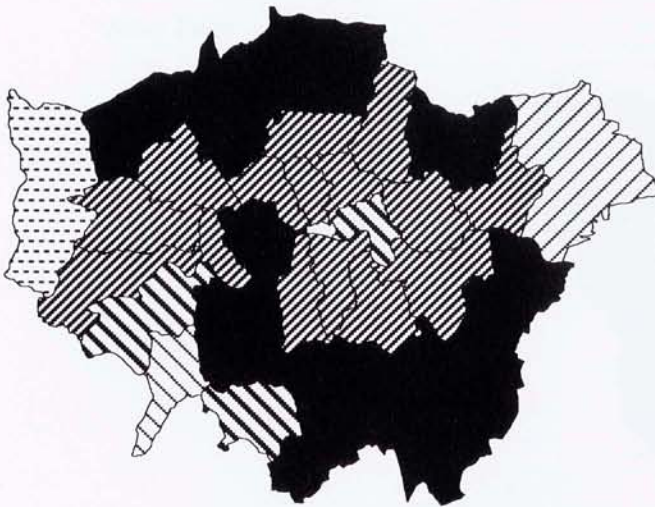


Political control	
■	Conservative (4)
▨	Labour (17)
▧	Liberal Democrat (3)
■	Conservative - Mayoral vote (1)
▨	Labour minority (3)
▣	Lab - Lib Dem joint (1)
▧	Lab with Lib Dem support (1)
▧	Liberal Democrat minority (1)
▣	No overall control (1)
□	City of London (1)

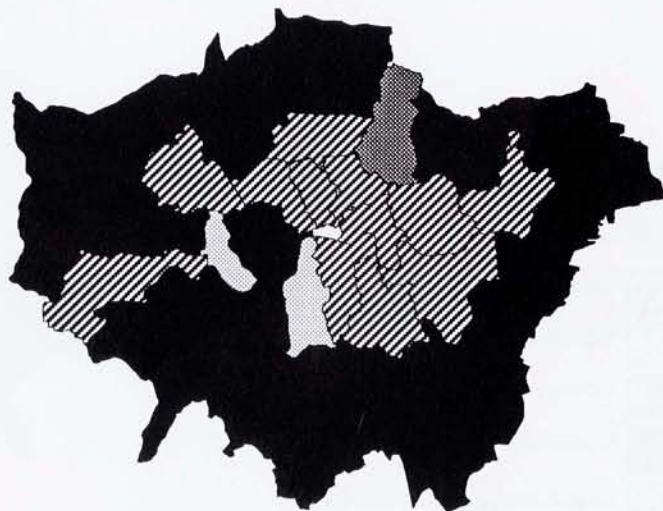
May 1990











May 1986




May 1982




-  Conservative
-  Labour
-  Liberal Democrat
-  No overall control
-  Conservative with Mayoral casting vote
-  Conservative minority administration
-  Labour minority administration
-  Liberal Democrat minority administration

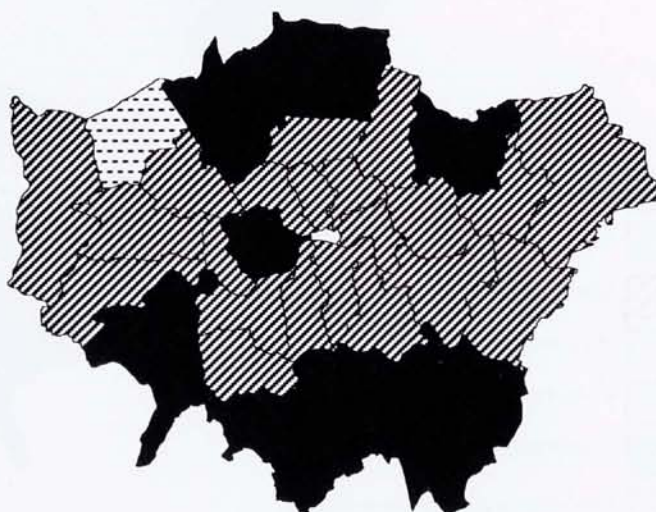
May 1978











May 1974



May 1971



-  Conservative
-  Labour
-  Liberal Democrat
-  No overall control
-  Conservative with Mayoral casting vote
-  Conservative minority administration
-  Labour minority administration
-  Liberal Democrat minority administration

Additional party codes

Previous Publications on London Borough Elections

Additional party codes used in previous elections and European elections

AFL	Anti-federalist League
CC	Community Campaign
CEN	Centre Party
EPP	European Peoples Party
ICP	International Communist Party
LIB	Liberal
SOC	The Socialist Party
UKI	United Kingdom Independence Party
VAL	Valley Party

London Borough Council Elections - 7 May 1964
London Borough Council Elections - 9 May 1968
London Borough Council Elections - 13 May 1971
London Borough Council Elections - 2 May 1974
London Borough Council Elections - 4 May 1978
London Borough Council Elections - 6 May 1982
London Borough Council Elections - 8 May 1986
London Borough Council Elections - 3 May 1990
London Borough Council By-elections - May 1990 to
May 1994

State of the political parties in the new councils

	LAB	CON	LD	LABCP	REA	IRE	SDP	ILAB	Total
Barking and Dagenham	47	-	1	-	3	-	-	-	51
Barnet	25	29	6	-	-	-	-	-	60
Bexley	24	24	14	-	-	-	-	-	62
Brent	28	33	5	-	-	-	-	-	66
Bromley	5	32	21	2	-	-	-	-	60
Camden	44	7	5	3	-	-	-	-	59
Croydon	28	30	-	12	-	-	-	-	70
Ealing	48	20	3	-	-	-	-	-	71
Enfield	34	25	-	7	-	-	-	-	66
Greenwich	47	8	3	-	-	-	4	-	62
Hackney	44	6	10	-	-	-	-	-	60
Hammersmith and Fulham	34	15	1	-	-	-	-	-	50
Haringey	57	2	-	-	-	-	-	-	59
Harrow	14	17	29	-	-	3	-	-	63
Havering	31	11	4	-	17	-	-	-	63
Hillingdon	43	25	-	-	-	-	-	1	69
Hounslow	49	6	5	-	-	-	-	-	60
Islington	39	1	12	-	-	-	-	-	52
Kensington and Chelsea	15	39	-	-	-	-	-	-	54
Kingston upon Thames	6	18	26	-	-	-	-	-	50
Lambeth	24	16	24	-	-	-	-	-	64
Lewisham	63	1	3	-	-	-	-	-	67
Merton	40	10	3	-	1	3	-	-	57
Newham	59	-	1	-	-	-	-	-	60
Redbridge	29	24	9	-	-	-	-	-	62
Richmond upon Thames	2	7	43	-	-	-	-	-	52
Southwark	34	3	27	-	-	-	-	-	64
Sutton	5	4	47	-	-	-	-	-	56
Tower Hamlets	43	-	7	-	-	-	-	-	50
Waltham Forest	27	16	14	-	-	-	-	-	57
Wandsworth	16	45	-	-	-	-	-	-	61
City of Westminster	15	45	-	-	-	-	-	-	60
Greater London	1,019	519	323	24	21	6	4	1	1,917

The key to party affiliation is on page xiii.

Commentary

by Tony Travers

Director of Research, Greater London Group, London School of Economics

The 1994 London borough elections produced good and bad news for all three major parties. Labour did very well, though not as well as in 1971 and 1974. The Liberal Democrats won almost 100 additional seats and outright control of Kingston, though Tower Hamlets was lost. The Conservatives were pushed to their weakest-ever position in the capital, though they held on to Westminster, Wandsworth and (less predictably) Brent.

The backdrop to the 1994 London elections consisted of month after month of government unpopularity, with mounting speculation there would be a challenge for the Conservative leadership during the latter part of 1994. The local elections in May, followed by the European poll in June, would, it was argued, provide the evidence for Tory backbenchers to decide whether or not to launch a challenge to their leader.

Thus, as ever, local elections were to some extent treated - by the media at least - as a glorified national opinion poll. Yet London elections are a psephologist's nightmare. The possibility of a uniform Conservative-Labour swing throughout the capital is remote. There

are Con-Lab contests, Lab-Lib ones and, of course, Lib-Con ones. In some boroughs, there are three-way battles. Local factors can override regional and national trends. London's elections are genuinely local.

It is fashionable to believe that modern voters are terribly volatile: they will vote against the national government in local, European and by-elections. No swing of votes is beyond imagination. The evidence of recent mid-term elections suggests that electors are increasingly prepared to switch their votes and, increasingly, to vote tactically.

In fact, London elections are probably less volatile now than they were in the 1960s and early-1970s. Figure 1 shows the percentage of votes won by each of the main parties in each election since 1968 (precise figures for 1964 are not available).

The switch of votes between 1968 and 1971 was colossal: the Conservatives won 60 per cent of the votes cast in 1968, but only 39 per cent in 1971. Labour went from 28 per cent in 1968 to 53 per cent in 1971. There had been a similar reversal of fortunes between

Figure 1. Votes for major parties in London boroughs elections, 1968 to 1994

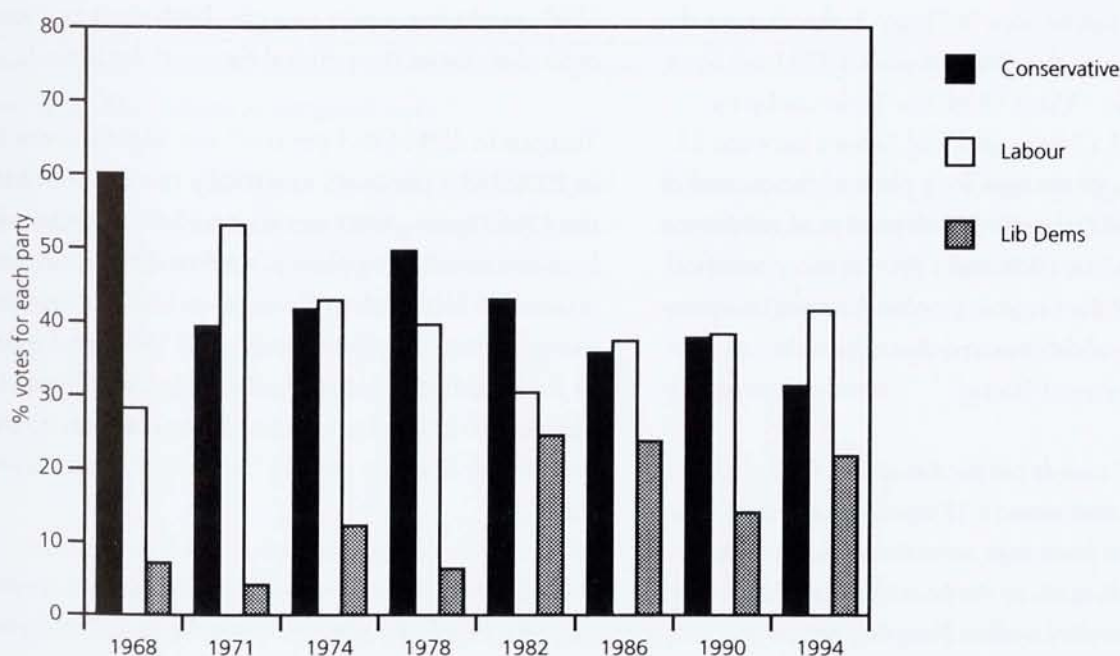
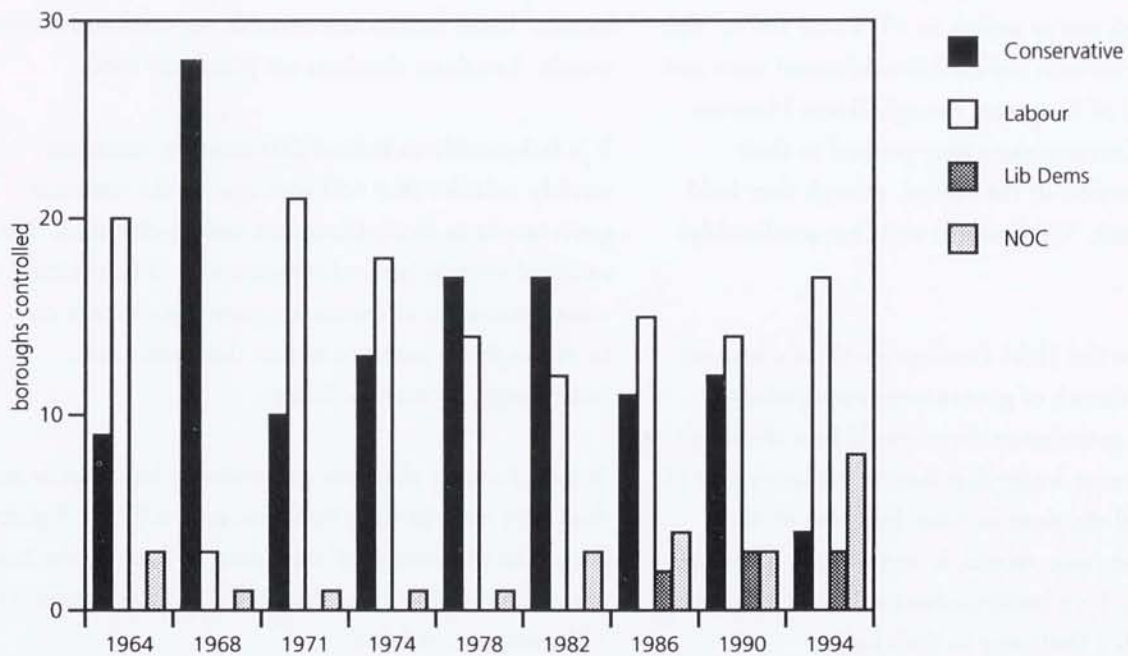


Figure 2. Boroughs controlled by each party, 1964-1994



1964 and 1968. The impact on political control in the boroughs switched about even more dramatically.

The borough electoral switchback saw Labour winning control of 20 boroughs in 1964, 3 in 1968 and 21 in 1971. In the same years, the Conservatives won control of 9, 28 and 8 respectively.

By contrast, as can be seen in Figure 2, the changes that have taken place in the elections since 1974 have been far less dramatic. Until 1994, the Tories had won between 12 and 17 boroughs and Labour between 11 and 18. Although changes took place in the control of individual authorities, the overall pattern of results was relatively stable. In 1986 and 1990 (in the years after the abolition of the Greater London Council) no party had a majority, which ensured that city-wide committees remained "hung".

1994 produced a clear political majority for a single party. Labour now control 17 boroughs outright, plus others where no party is in overall control. London-wide committees such as the London Boroughs Grants Committee and the London Planning Advisory

Committee now have a Labour majority. It is inevitable that Labour will seek to develop the London-wide organisations (including the Association of London Authorities and London Boroughs Association) during the period from 1994 to 1998.

But it is the boroughs that remain the political base of London. 32 separate elections were fought in May 1994, producing results that give both short and longer term clues about the political future of the capital.

Turnout in 1994 (46.1 per cent) was slightly lower than in 1990 (48.1 per cent), at virtually the same level as the 1986 figure. 1990 was an extraordinary year, with local elections taking place just when the poll tax fiasco was at its full intensity. Turnouts in London have been rising more-or-less consistently since 1964, and were up in Barking, Brent, Hackney, Redbridge and Tower Hamlets in 1994. East End turnouts continue to rise, with Tower Hamlets passing 50 per cent for the first time.

Political control changed markedly in 1994. Labour gained control of Croydon, Enfield and Ealing from

Table 1. Changes in political control following 1994 London borough elections

Read vertically for 1990 political control
Read horizontally for 1994 political control

	CON	LAB	LIB DEM	NOC
CON	Bromley ✓ Kensington & Chelsea ✓ Wandsworth ✓ Westminster ✓			
LAB	Croydon ✓ Ealing ✓ Enfield ✓	Barking ✓ Camden ✓ Greenwich ✓ Hackney ✓ Hammersmith ✓ Haringey ✓ Hillingdon*	Hounslow ✓ Islington ✓ Lewisham ✓ Merton ✓ Newham ✓ Southwark ✓	Tower Hamlets ✓
LIB D			Richmond ✓ Sutton ✓	Kingston ✓
NOC	Barnet ✓ Bexley ✓ Harrow ✓ Redbridge ✓	Lambeth ✓ Waltham Forest ✓		Brent ✓ Havering ✓

* Hillingdon was Conservative-controlled from 1990 to 1993. Following a by-election, control changed from Conservative to Labour.

Note. Tinted areas indicates no change boroughs

the Conservatives, and Tower Hamlets from the Liberal Democrats. The Liberal Democrats gained Kingston upon Thames from the Conservatives. Labour lost Lambeth and Waltham Forest to no overall control, while the Liberal Democrats lost Tower Hamlets to Labour. The Conservatives lost control of seven boroughs. Changes in political control are summarised in Table 1.

The factors that produced these widely-varying results differ from one borough to another. Some national and regional factors must have played a part in the

Conservatives' undoing. The large rise in unemployment between 1990 and 1994 in outer London, coupled with issues such as the much-criticised public transport system and the reorganisation of London's hospitals inevitably cost the Conservatives votes.

Low council taxes in Wandsworth and Westminster gave the Conservatives their best results in the capital. Residual suspicion of some aspects of the Labour Party probably helped the Conservatives in Brent, which is now one of the least politically-predictable places in

Britain. Labour's image in Lambeth and Waltham Forest lost them control. On the other hand, Labour scored a huge victory in Tower Hamlets and had clearly overcome its 1980s image in Ealing.

The Greens, who had polled relatively heavily in 1990 (though winning no seats) fell back sharply in 1994. The British National Party, which had scored a by-election success in Tower Hamlets in November 1993, lost its sole seat in the 1994 elections.

The first-past-the-post electoral system produced its usual crop of novelties. For example, Labour won 39 per cent of the votes in Wandsworth, only to find the Conservatives with a majority of 29 in the new council. Yet in Bromley the Tories got 41 per cent of the votes and won with a majority of 4.

But it was Croydon that showed the British electoral system at its most exotic. Table 2 shows the proportion of votes and the number of seats won by the three main parties in Croydon in 1994.

Table 2. Croydon in 1994: votes and seats won by each party

	% votes	seats won
Conservatives	42.5	30
Labour	38.9	40
Liberal Democrats	15.4	0

Newham saw the Labour Party win 59 out of 60 seats with 56.6 per cent of the votes. Subsequently, the sole Liberal Democrat defected to Labour. In Kensington and Chelsea, the Liberal Democrats won almost 16 per cent of the votes, but won no seats.

In the British electoral system, the distribution of votes is of crucial importance: 20 per cent of votes spread evenly across the electorate will win few if any seats. But 40 per cent of the votes targeted in marginal wards or constituencies can give a party a landslide victory. Until recently, the Liberal Democrats have suffered

from having their votes too evenly spread. But the 1982 to 1994 London elections have seen an increasing concentration of Lib Dem votes. Table 3 summarises what has happened.

Table 3. Liberal Democrat votes and seats in London: 1982 to 1994

	% votes	seats won
1982	24.6	124
1986	23.8	249
1990	14.1	229
1994	21.8	323

The Liberal Democrats managed to increase their overall tally of seats by 160 per cent between 1982 and 1994, though the number of votes polled in 1994 was lower than in 1982 or 1986.

The extent to which the three major parties have done well or badly out of the first-past-the-post electoral system is shown in Table 4, which gives the number of seats won for each percentage point of votes cast for the three major parties in each borough election from 1968 to 1994. The higher the number of seats gained for each percentage point of votes, the better for the party concerned, suggesting that votes are, in electoral terms, spread efficiently.

Table 4. Seats: votes ratio in London borough elections, 1968 to 1994

	Conservative	Labour	Liberal Democrats
1968	23.9	12.4	1.4
1971	15.2	23.0	2.1
1974	17.1	25.4	2.2
1978	19.4	22.3	4.7
1982	22.8	25.7	5.0
1986	19.1	25.6	10.5
1990	19.3	24.2	16.2
1994	16.6	25.2	14.8

This table shows how the Labour Party has, since 1968, consistently done best out of the first-past-the-post system. There has been remarkable consistency for Labour, with each 1 percentage point of vote being worth about 25 seats across London. The Conservatives have done less well, while the Liberal Democrats (and their predecessor parties, the Liberals and the Alliance) suffered badly up to 1982 though have started radically to improve their position thereafter. The table suggests that the Lib Dems are starting to erode Conservative support in such a way that the Tories could become the “third party losers” in future London borough elections.

The picture is, of course, more complex than a simple switch of votes from the Conservatives to the Liberal Democrats. London elections appear to be settling down into a pattern of two-party contests in some boroughs and three-way fights in others. Table 5 summarises the position after the 1994 elections. The boroughs at the bottom of each column, separated from the others by a break in the table, are those where one party is sufficiently dominant for there to be little chance of a change in control in any normal circumstances. The remainder (in the upper part of each column) are those where a change of control might take place in a bad year for the controlling party, or where there is already no overall control. Clearly

there is a wide margin for disagreement about how marginal a particular authority is.

An analysis of this kind makes it possible to sort out longer-term political trends in the boroughs. All three parties now have their “unlosable” boroughs. Labour are safely dominant in Barking and Dagenham, Newham, Lewisham and Greenwich. The Conservatives are evidently safe in Kensington and Chelsea, Wandsworth and Westminster, while the Liberal Democrats have achieved the same position in Richmond upon Thames.

Equally, there are boroughs where the Liberal Democrat surge has made little or no progress. For people living in authorities in the “Conservative-Labour” column, a Lib Dem vote is unlikely to have much effect. Yet in several of the “three-way” split boroughs, the Liberal Democrats may be moving towards replacing one or other of the other major parties as the main opposition. This appears already to have taken place in Southwark, Islington, Sutton and Richmond.

Harrow is probably the most comprehensive three-way split in the capital: a good result for both Labour and the Liberal Democrats. In 1994, each party received about one third of the votes. Some wards within the

Table 5. Main political contest, by borough, after 1994 elections

Conservative -Labour	Labour-Liberal Democrat	Lib Dem-Con	Three-way
Brent Camden Croydon Ealing Enfield Hammersmith and Fulham Haringey Hillingdon Hounslow Merton	Islington Southwark Tower Hamlets	Sutton	Barnet Bexley Bromley Harrow Havering* Kingston Lambeth Redbridge Waltham Forest
Kensington and Chelsea Lewisham Wandsworth Westminster	Barking and Dagenham	Richmond	Greenwich Hackney Newham

* Havering has a four-way political split

borough were also split three ways. Havering has maintained its traditional pattern of having councillors from all three major parties plus a strong "Residents" group.

The Conservatives appear to have growing problems in Merton, Haringey, Barnet and Southwark. For example, in Merton the Tories won a larger share of the votes than they did in London as a whole at every borough election from 1968 to 1990. In 1994, their share of the vote in Merton fell behind the party's abject performance in London generally. The Conservatives' position in Haringey is even worse.

Labour will need to work hard in Brent, Lambeth, and Waltham Forest to redeem recent problems. The 1994 elections could have seen Labour controlling at least 20 town halls if these boroughs had been won (as, on any conventional analysis, they should have been). Southwark may also be slipping towards No Overall or Liberal Democrat control.

Conclusions

Where does all this leave London borough politics in the years up to the 1998 elections? **Labour** is now the dominant party in the capital, with 1044 seats out of 1917. It controls the city-wide machinery and will dictate the terms of the boroughs' collective relationship with Whitehall. The 1994 election results were good for the Labour Party, suggesting that in much of the 1980s anti-Labour feeling has gone. The party is close to its high water-mark in the capital.

The **Conservatives**, by contrast, are at their lowest ebb. Their 519 seats is the worst-ever showing by the party in London, as is their share of the vote. The only crumbs of comfort came from the fact that Westminster, Wandsworth and Kensington and Chelsea appear unassailable. However, changing council tax bills in the next four years could prove problematic for these boroughs following changes in the distribution of Revenue Support Grant.

The **Liberal Democrats** won their largest-ever number of seats in the capital (323), though their share of the vote was lower than in 1982 and 1986. Tower Hamlets was lost and Kingston gained. Progress was made in several other boroughs. Whether the party's progress would continue if there were a change of national government must be open to question.

The 1998 London borough elections will almost certainly take place in the mid-term of the next government. The likely unpopularity of that administration (in mid-term, on recent form, all governments seem doomed to such a loss of support) could either further entrench Labour and the Liberal Democrats, or produce a 1968-style sweep of Conservatives into town halls throughout the capital. London politics will continue to enthral in their Balkanised way.

Technical notes

The London Borough Councils

The London boroughs were constituted under the London Government Act, 1963 and the first elections to the new councils were held on 7 May 1964. Prior to 1976, councillors were elected at general elections held every three years but as a result of an order made under the Local Government Act, 1972, the term of office of members of London borough councils was increased to four years. The number of wards in a borough varies from 19 in Richmond upon Thames and Tower Hamlets to 36 in Greenwich, with from 1 to 3 councillors elected for each ward. London borough councils have from 50 to 71 members. Electors have as many votes as there are councillors in each ward. Before 1978 each council included aldermen, to a maximum of one sixth of the councillors, elected by the councillors from among themselves or from persons qualified to be councillors. Under the Local Government Act, 1972, the office of alderman of a London borough council ceased to exist after the 1978 elections. The mayor of each borough is elected annually by each council from among the councillors.

City of London

The Corporation of London is constituted differently to the London boroughs and is therefore not included in this election. It consists of common councilmen and aldermen in addition to the Lord Mayor. The aldermen are elected for life by the ward voters (who include business as well as resident voters).

Tables and Calculations

For the first time the main results and the share of the votes by party have been combined to provide a single section for each London borough giving all the most important information. This appears between pages 1 and 187.

The general method for calculating share of the votes follows that used in 1990. However on this occasion each of the minor parties have been treated separately. The equivalent data for the 1990 elections have been recalculated and have been included together with

similar information for by-elections, 1990-94, for comparison.

For the purposes of calculating vote share, residents' associations, independent residents and tenants and residents have been combined into a single grouping.

All percentage vote figures include a correction to reduce the errors due both to parties or groups failing to nominate candidates for all seats in a ward, and to the differing numbers of seats in wards within and between boroughs. The correction chosen is the use of average votes per candidate for any given party or group. Percentages are based on the sum of average votes for a ward or borough, which is thus used as an estimate of the total number of valid votes cast in a single seat election. Percentages do not necessarily add to 100 due to rounding.

Candidates' Names

Candidates' principal names are shown as they appear on the nomination papers and other names by which they may be known locally have been excluded.

Acknowledgements

Once again we should like to thank the Returning Officers of the London boroughs who supplied the basic information presented in this volume and Councillor David Williams of Richmond upon Thames, Ron Thornton and Councillor Stephen Giles-Medhurst of Harrow, who provided additional help. Our thanks are also due to the many other members and officers of the London boroughs who were instrumental in improving the quality of our information.

Maps

The maps for Barking and Dagenham, Barnet, Brent, Ealing, Enfield, Harrow and Redbridge incorporate some of the more significant boundary changes which have been introduced since April 1993.

...
 ...
 ...

...
 ...
 ...

...
 ...
 ...

...
 ...
 ...

...
 ...
 ...

...
 ...
 ...

...
 ...
 ...

...
 ...
 ...

...
 ...
 ...

...

...
 ...
 ...

...
 ...
 ...

...
 ...
 ...

...
 ...
 ...

...
 ...
 ...

...
 ...
 ...

...
 ...
 ...

...
 ...
 ...

...
 ...
 ...

...

Summary of election facts and figures, 1994

Total number of candidates	5,838	5,782
Total number of seats contested	1,917	1,914
Average number of candidates per seat	3.05	3.02
Total electorate	4,872,088	4,967,756
Number voting (1 ward uncontested)	2,246,179	2,389,455
Percentage voting	46.10	48.17
Ballot papers included in the count		
Number of votes cast on the day	2,210,902	2,360,229
Number of postal votes	35,277	29,226
Total number of rejected ballot papers		
Lacking the official mark	201	402
Voting for more candidates than entitled	1,621	1,682
Marked so that the voter could be identified	357	346
Unmarked or wholly void	3,361	3,035
Total number of valid ballot papers	2,240,639	2,383,990

Percentage votes cast for the major parties in the last eight London Borough Council Elections*

Date	% poll	CON	LAB	LD	Others
5.5.94	46.1	31.3	41.5	21.8	5.4
3.5.90	48.1	37.8	38.3	14.1	9.7
8.5.86	45.4	35.8	37.4	23.8	3.1
6.5.82	43.8	43.0	30.4	24.6	2.0
4.5.78	42.9	49.6	39.6	6.4	4.4
4.5.74	36.3	41.7	42.9	12.3	3.1
13.5.71	38.7	39.4	53.1	4.2	3.3
9.5.68	35.8	60.1	28.3	7.2	4.4

* Care should be taken when comparing the percentages shown in this table. Four different methods have been used to create them over the years. However these different methods will all have produced broadly similar results and so comparison is still possible.

Number of Councillors elected for the major parties in all the London Borough Council Elections

Date	CON	LAB	LD	Others	Total
5.5.94	519	1,044	323	31	1,917
3.5.90	731	925	229	29	1,914
8.5.86	685	957	249	23	1,914
6.5.82	980	781	124	29	1,914
4.5.78	960	882	30	36	1,908
4.5.74	713	1,090	27	37	1,867
13.5.71	597	1,221	9	36	1,863
9.5.68	1,438	350	10	65	1,863
7.5.64	668	1,112	13	66	1,859

Turnout

The turnout of voters across the 32 boroughs as a whole was 46.2%, the second highest of recent years, beaten only by the exceptional turnout of 1990. Turnout figures for individual boroughs varied widely:

	<i>Borough</i>	
Highest borough	Richmond upon Thames	55.6%
Lowest borough	Kensington and Chelsea	36.9%

Turnout in individual boroughs rose compared with 1990 in eight boroughs: Barking and Dagenham, Brent, Croydon, Ealing, Hackney, Newham, Redbridge and Tower Hamlets.

Turnout in individual wards ranged from a low of 20.2% to a high of 68.5% in the exceptional Millwall ward of Tower Hamlets. At a by-election in November 1993 in Millwall ward, a representative of the British National Party had been elected to Tower Hamlets Council in controversial circumstances. The turnout at the by-election was 44.0%. It is reasonable to conclude that the notoreity of that by-election, coupled with the efforts afterwards of the other parties, helped to raise the turnout for the May 1994 election so dramatically.

Five highest wards	Millwall	Tower Hamlets	68.5%
	Barnehurst North	Bexley	63.0%
	Churchill	City of Westminster	62.5%
	Falconwood	Bexley	62.1%
	Hillingdon North	Hillingdon	62.0%
Five lowest wards	Evelyn	Lewisham	30.5%
	Brompton	Kensington and Chelsea	30.0%
	St Giles	Southwark	29.4%
	West Ham	Newham	29.2%
	Liddle	Southwark	20.2%

The Conservative Party

Highest borough Conservative vote	City of Westminster	52.4%
Lowest borough Conservative vote	Barking and Dagenham	3.3%

Five highest ward Conservative votes:	Belgrave	City of Westminster	76.2%
	Hans Town	Kensington and Chelsea	73.6%
	Royal Hospital	Kensington and Chelsea	73.6%
	Barnhill	Brent	73.5%
	Queen's Gate	Kensington and Chelsea	72.3%

Five lowest ward Conservative votes:	Limehouse	Tower Hamlets	3.3%
	St Peter's	Tower Hamlets	3.2%
	Cathedral	Southwark	3.1%
	Lansbury	Tower Hamlets	2.9%
	Abbey	Southwark	2.6%

The Labour Party

	<i>Borough</i>	
Highest borough Labour vote	Barking and Dagenham	71.3%
Lowest borough Labour vote	Sutton	15.1%
Five highest ward Labour votes		
Heath	Barking and Dagenham	90.7%
Rectory	Hackney	87.8%
Northcote	Ealing	85.2%
Westdown	Hackney	85.2%
Alibon	Barking and Dagenham	84.9%
Five lowest ward Labour votes		
Biggin Hill	Bromley	8.0%
Cheam West	Sutton	7.8%
Crofton	Bromley	7.5%
Sutton West	Sutton	7.0%
Cheam South	Sutton	5.8%

The Liberal Democrats

Highest borough Lib Dem vote	Sutton	55.8%
Lowest borough Lib Dem vote	Wandsworth	8.8%
Five highest ward Lib Dem votes		
Sutton Common	Sutton	88.0%
Chessington North	Kingston upon Thames	76.6%
Cathedral	Southwark	76.0%
Sutton Central	Sutton	73.0%
Rosehill	Sutton	73.0%
Five lowest ward Lib Dem votes		
Earlsfield	Wandsworth	5.2%
Gladstone	Brent	4.6%
Merton Park	Merton	4.6%
Tokyngton	Brent	3.3%
Abbey Wood	Greenwich	3.2%

Number of candidates and votes by party

		Votes	Candidates	Elected candidates
Labour	LAB	2,304,065	1,888	1,019
Labour and Co-operative	LABCP	44,576	29	24
Labour total		2,348,641	1,917	1,044
Conservative	CON	1,756,760	1,839	519
Liberal Democrat	LD	1,194,207	1,621	323
Residents' Association	REA	46,654	35	21
Independent Resident	IRE	12,636	11	6
Tenants and Residents	TR	2,624	7	-
Residents' total		61,914	53	27
Green	GRE	52,602	219	-
Independent	IND	17,280	67	-
British National Party	BNP	13,731	19	-
Independent Liberal Democrat	ILD	10,204	17	-
Social Democratic Party	SDP	6,020	7	4
Independent Labour	ILAB	5,230	10	1
Independent Democrat	IDEM	2,882	18	-
Militant Labour	MLAB	2,001	7	-
Liberal Focus Team	LFT	1,497	2	-
Camden Charter	CMC	1,342	5	-
Third Way	TW	977	3	-
Fellowship	F	468	1	-
Isleworth Community	IC	452	1	-
Hampstead Charter	HC	442	2	-
Natural Law Party	NLP	426	10	-
Communist	COM	388	5	-
Island Independent	II	386	1	-
The People's Choice	PC	355	3	-
Communist Party of Great Britain	CGB	336	5	-
Kilburn Charter	KC	296	1	-
Monster Raving Looney	MRL	231	3	-
National Front	NF	203	1	-
Chocolate Fudge Cake Party	CFC	175	1	-
Total		5,479,446	5,838	1,917