

2024 NEBRASKA SOFTBALL

INTRODUCTION

Table Of Contents	1
Nebraska Softball Facts & Media Services	2-3
This is Nebraska Softball	4-7
Bowlin Stadium.....	8-9
Roster & Breakdown	10
Photo Roster.....	11
Career Statistics.....	12
Schedule & Notes.....	13

2024 HUSKERS

Billie Andrews	14-15
Brooke Andrews	16
Peyton Cody	17
Sydney Gray	18
Sarah Harness.....	19
Kaylin Kinney	20
Caitlynn Neal	21
Abbey Newlun.....	22
Abbie Squier.....	23
Jordy Bahl.....	24
Ava Bredwell.....	25
Mckinley Malecha	26
Bella Bacon.....	27
Katelyn Caneda.....	28
Dakota Carter.....	29
Alina Felix	30
Ashley Smetter	31
Talia Tokheim	32
Haidyn Warner.....	33
Samantha Bland/Emmerson Cope/Elisa Gulfin/Caitlin Olenksy.....	34
Malia Thoms.....	35

COACHES & STAFF

Head Coach Rhonda Revelle.....	36-39
Associate Head Coach Lori Sippel	40-41
Assistant Coach Diane Miller.....	42-43
Assistant Coach Olivia Ferrell.....	44
Softball Support Staff	44
Nebraska Athletic Administration.....	45
University Administration.....	46
Board of Regents.....	47

2023 REVIEW

2023 Season Review.....	48
2023 Nebraska Statistics	49
2023 Big Ten Conference Review.....	50

HISTORY

Women's College World Series Teams.....	52-53
NFCA All-Americans.....	54-56
Academic All-Americans.....	57
All-Time Honors & Awards	58-61
Letterwinners.....	62-63

RECORDS

Year-by-Year Results.....	64-75
All-Time Opponent Series Records	76-84
Year-by-Year Coaching Records.....	85
NCAA Tournament History.....	86-87
Yearly Statistics	88-89
Individual & Team Game Records	90
Team Season Records.....	91
Individual Season Records.....	92-93
Individual Class Records.....	94-95
Individual Career Records	96-97

CREDITS

The 2024 Nebraska Softball Guide was written by Kassidy Otteman and Matt Smith. Photography by Scott Bruhn and the Scrap Yard Dawgs.

NEBRASKA SOFTBALL QUICK FACTS

Location Lincoln, Neb.
 Population298,126
 Founded.....1869
 Enrollment.....25,390
 Nickname Cornhuskers, Huskers
 ColorsScarlet & Cream
 Conference.....Big Ten
 Stadium (capacity)Bowlin Stadium (2,796)
 Director of Athletics.....Trev Alberts
 Senior Woman Administrator...Marquita Armstead

COACHING INFORMATION

Head Coach.....Rhonda Revelle (32nd year)
 Record at Nebraska (years).... 1,097-642 (31 years)
 Career Record (years) 1,105-658 (32 years)
 Alma Mater.....Nebraska (1984)
 Associate Head CoachLori Sippel (35th year)
 Alma Mater.....Nebraska (1988)
 Assistant CoachDiane Miller (16th year)
 Alma Mater..... Missouri Southern (1992)
 Assistant CoachOlivia Ferrell (1st year)
 Alma Mater.....Nebraska (2021)
 Director of Operations Erin Bohling (5th year)
 Alma Mater.....Nebraska (2018)

TEAM INFORMATION

2023 Record36-22
 Big Ten Record (finish)..... 13-10 (4th)
 Postseason Finish (record) t-17th (2-2)
 Final Ranking RV
 Letterwinners Returning/Lost 16/3
 Starters Returning/Lost..... 8/2
 2024 Newcomers 8

PROGRAM HISTORY

First Year of Softball.....1976
 All-Time Record.....1,578-937 (.627)
 All-Time Conference Record440-318 (.582)
 Overall Conference Titles.....20
 Big Eight Conference Titles.....12
 Big 12 Conference Title2.....6
 Big Ten Conference Titles2
 NCAA Tournament Appearances26
 NCAA Tournament Record.....65-56 (.537)
 NCAA Regional Record.....55-39 (.585)
 NCAA Super Regional Record.....2-3 (.400)
 Women's College World Series Appearances.....7
 Women's College World Series Record.....8-14 (.363)
 Honda Award Winners 1
 Honda Award Nominees3
 NFCA All-America Honors.....29
 CoSIDA Academic All-Americans.....30

SOFTBALL DIRECTORY

Rhonda Revelle..... rrevelle@huskers.com
 Lori Sippel lsippel@huskers.com
 Diane Miller dmiller@huskers.com
 Olivia Ferrell oferrell@huskers.com
 Erin Bohling ebohling@huskers.com
 Mandie Nocita..... mnocita@huskers.com
 Teri Riggins triggins@huskers.com
 Softball Office Address.....
 Bowlin Stadium at Haymarket Park
 400 Line Drive Circle
 Lincoln, NE 68588-0142

MEDIA SERVICES

The communications contact for Nebraska softball is Matt Smith. All interviews must be arranged through Smith, who can be reached by e-mail (msmith@huskers.com) or phone (402) 472-7780. Interviews are generally conducted after practice during the week and following the final game of the day on game day.





THIS IS NEBRASKA



Nebraska softball is dedicated to excellence in the classroom, in the community and on the field. This is the mission statement of Nebraska softball and the program's proud results echo each of these sentiments, including:

- Producing the third-most softball Academic All-Americans (30) in the country.
- Ranking among the top 25 in NCAA Division I history in NCAA Tournament Appearances (14th), Women's College World Series appearances (15th) and NCAA Tournament victories (20th).
- Winning 20 conference titles, including the first undefeated season in Big 12 history (16-0 in 1998).

Leading the way for continued success is Head Coach Rhonda Revelle, an NFCA Hall of Fame coach and Nebraska's all-time wins leader across all sports. Alongside Revelle is Associate Head Coach Lori Sippel and Assistant Coaches Diane Miller and Olivia Ferrell. Minus Ferrell - who joins the staff this season after an NCAA rule change allowed for a fourth full-time coach - the coaches were named the NFCA Midwest Region Coaching Staff of the Year in 2013, 2014 and 2022.

NEBRASKA SOFTBALL'S TOP FIVE

- 1** Nebraska's 30 all-time Academic All-Americans rank third nationally.
- 2** Nebraska's 26 all-time NCAA Tournament appearances rank 14th nationally.
- 3** Nebraska's seven all-time Women's College World Series appearances rank 15th nationally.
- 4** Nebraska has posted a top-10 national finish eight times under Rhonda Revelle.
- 5** Nebraska's 65 all-time NCAA Tournament wins rank 21st in NCAA history.

ACADEMIC ALL-AMERICANS ALL SOFTBALL PROGRAMS, ALL-TIME	
ALABAMA	37
TENNESSEE	32
NEBRASKA	30
SOUTHERN ILLINOIS	26

THIS IS NEBRASKA

CONFERENCE DOMINANCE

Nebraska has been an annual contender for a conference title, winning a total of 20 championships in the 45 seasons it has been affiliated with a conference. The Huskers won 12 Big Eight titles from 1977 to 1995 and six Big 12 championships from 1996 to 2011. Nebraska won its first Big Ten Conference title in 2014, claiming the regular season title. In 2022, the Huskers claimed its first Big Ten Tournament title for its second Big Ten Conference title since joining the conference.

The Big Ten is the only major conference where every school has a softball team, and 11 of the 14 teams have made the postseason in the past 10 seasons where there has been a tournament. Despite the league's success and commitment to the sport, Nebraska's history stacks up well against its peers, as the charts below indicate.



ACADEMIC ALL-AMERICANS ALL BIG TEN SCHOOLS, ALL-TIME	
NEBRASKA	30
MICHIGAN	17
MICHIGAN STATE	17
IOWA	12
NORTHWESTERN	11

COMBINED ALL-AMERICANS ACADEMIC & ATHLETIC, BIG TEN ALL TIME	
MICHIGAN	86
NEBRASKA	59
NORTHWESTERN	34
MINNESOTA	33
IOWA	28

NCAA TOURNAMENTS ALL BIG TEN SCHOOLS, ALL-TIME	
MICHIGAN	29
NEBRASKA	26
NORTHWESTERN	21
IOWA	16
MINNESOTA	16

WORLD SERIES APPEARANCES ALL BIG TEN SCHOOLS, ALL-TIME	
MICHIGAN	12
NEBRASKA	7
NORTHWESTERN	6
IOWA	4
INDIANA	2

NEBRASKA BY THE NUMBERS AMONG BIG TEN PROGRAMS

103

Nebraska's 103 all-time All-Region picks rank third.

65

Nebraska's 65 all-time NCAA Tournament wins rank second.

30

Nebraska's 30 academic All-Americans leads the Big Ten.

26

Nebraska's 26 all-time NCAA Tournaments rank second in the Big Ten.

16

NU's 16 top-25 finishes in the national polls rank second.

59

Nebraska's 59 combined academic and athletic All-Americans rank second.

7

Nebraska's seven trips to the World Series rank second.

1

Revelle is the only NFCA Hall of Fame coach in the Big Ten.

TWO DECADES OF DOMINANCE



Head Coach Rhonda Revelle and her staff, charged with building upon one of the most storied foundations in collegiate softball, have been determined to continue the Nebraska tradition to the present day.

Over the last 29 seasons (1995 to 2023), the Huskers have competed in 22 NCAA Tournaments, advancing to the Women's College World Series three times and posting eight top-10 finishes at the NCAA Tournament. Nebraska has won 65 percent of its games since 1995, while capturing eight conference titles and finishing the year in the top-25 poll on 15 occasions, including eight top-15 rankings.

The 1998 Huskers also put together the first undefeated season in Big 12 history, finishing 16-0 en route to the regular-season title, then going 4-0 while winning the Big 12 postseason championship. Continuing to show success the Huskers won the first Big Ten Tournament title in school history in 2022. Individuals have seen success recently, earning 23 All-America awards and 12 academic All-America certificates over the last 28 seasons.



Nebraska has won 20 conference titles - including the first undefeated season in Big 12 history - and made three trips to the Women's College World Series since 1998. Most recently, the Huskers claimed their first Big Ten Tournament title in 2022.

NEBRASKA FROM 1995 TO 2022

23

The Huskers combined for 23 All-America honors.

22

Nebraska advanced to 22 NCAA Tournaments.

15

Nebraska was ranked in the final top 25 15 times.

8

NU posted a top-10 NCAA Tournament finish eight times.

BEYOND NEBRASKA



Three Huskers helped lead Canada to a fourth-place finish at the 2008 Beijing Olympics, the country's best finish. NU Associate Head Coach Lori Sippel (middle) was Canada's head coach, posting a 3-5 record. Former Husker Sheena Lawrick (left) was Canada's starting first baseman, while former Husker Robin Mackin (right) appeared in two games in the circle for the Canadians.



In 2017, former Huskers Taylor Edwards, Kiki Stokes and MJ Knighten helped the Scrap Yard Dawgs claim the club's first NPF Title. Edwards won her third consecutive title after winning two with her sister Tatum and the Chicago Bandits in 2015 and 2016.

The success and legacy of the Nebraska softball program are not limited to the Cornhusker State or a four-year college career. Using the training and tools taught at NU, former players have gone on to continue their playing careers on both the professional and international levels. A pair of Huskers competed at both the 2004 Athens Olympics and 2008 Beijing Olympics, the last two years softball was an Olympic sport before returning in 2020. Lori Sippel, a pitcher for Team Canada in the 1996 Atlanta Olympics, also coached the Canadians in Beijing.

In 2018, former Husker Taylor Edwards made the USA Softball Women's National Team. Edwards helped the team win the gold medal at the WBSC Women's World Championships, which earned them a spot in the 2020 Olympic Games in Tokyo. Edwards was an alternate for the 2020 Olympics when the U.S. finished second.

In the professional ranks, Nebraska had more players selected for the National Pro Fastpitch league's inaugural All-Star game in 2005 than any other collegiate program except UCLA. Tatum and Taylor Edwards won back-to-back NPF titles with the Chicago Bandits in 2015 and 2016, while Kiki Stokes was one of the league's top rookies in 2016 with the Scrap Yard Dawgs. In 2017, Stokes, along with Taylor Edwards and MJ Knighten, helped the Dawgs to their first NPF title.

PLAYING PAST NEBRASKA

- 10**
A total of 10 Huskers played in the NPF.
- 5**
Five former Huskers have competed in the Olympics.
- 3**
NU had three players in the NPF's inaugural All-Star game.
- 2**
Two Huskers competed in both the 2004 and 2008 Olympics.


BOWLIN STADIUM: HOME OF THE HUSKERS



The Huskers have ranked in the top 10 nationally in attendance four times since Bowlin Stadium opened in 2002. Nebraska set a season attendance record in 2016, when the Huskers were one of only 19 schools nationally to average more than 1,000 fans per game. NU averaged 1,006 fans per game in 2016, including a school-record attendance of 2,302 for the World's Largest Softball Tailgate vs. No. 1 Michigan. The Huskers also averaged 1,000 fans per game in 2022.

Five Largest Bowlin Stadium Crowds:

- 2,302 - vs. Michigan (April 9, 2016)
- 2,204 - vs. Ohio State (April 19, 2014)
- 1,960 - vs. Texas (April 9, 2011)
- 1,844 - vs. Iowa (May 17, 2003)
- 1,840 - vs. Michigan (April 27, 2013)





Bowlin Stadium is part of the 32-acre Haymarket Park complex that was built for \$29.53 million in 2001. The 2004 SportsTurf Managers Association University Division Field of the Year, Bowlin Stadium opened in 2002.

The clubhouse and locker room were renovated in 2010 (below) and a new \$4.75 million indoor practice facility opened in the fall of 2011 (bottom). A video board was added in 2012 and new turf was planted following that season. In 2017, a new video board was installed. In 2023, Bowlin Stadium received a new turf outfield and a new outfield fence. The Bowlin Stadium clubhouse includes medical facilities, coaches' offices, a locker room and players' lounge.

Bowlin Stadium can accommodate up to nearly 3,000 fans following seating renovations prior to the 2024 season. The stadium features nearly 1,000 chairback seats with an up-close view of the action, as well as bleacher seating on the concourse and berm seating in the outfield. The dimensions of the field are 200 feet down both foul lines and 220 feet in center. Nebraska is 263-110 all-time at Bowlin Stadium.



2024 NEBRASKA NUMERICAL ROSTER

No.	Name	Pos.	B/T	Ht.	Yr.	Hometown (High School/Previous School)
00	Mckinley Malecha*	C	R/R	5-8	Jr.	Lakeville, Minn. (Lakeville North)
2	Sarah Harness	RHP	R/R	5-9	Sr.	Bowling Green, Mo. (Bowling Green/Southern Illinois)
3	Bella Bacon	INF	R/R	5-10	So.	Omaha, Neb. (Millard West/Purdue)
4	Malia Thoms	INF/OF	L/R	5-4	Fr.	Lincoln, Neb. (Waverly)
6	Billie Andrews*	INF	R/R	5-8	Sr.	Gretna, Neb. (Gretna)
7	Sydney Gray	INF	R/R	5-5	Sr.	Tucson, Ariz. (Sabino)
8	Abbie Squier*	OF	R/R	5-7	Sr.	Lincoln, Neb. (Lincoln Southwest)
11	Talia Tokheim	OF	R/R	5-7	So.	San Carlos, Calif. (Sequoia)
16	Elisa Gulfin	RHP	R/R	5-8	Fr.	Brea, Calif. (Saint Paul)
18	Peyton Cody	C/UTL	R/R	5-9	Sr.	Mission Viejo, Calif. (Mission Viejo/St. John's)
19	Caitlynn Neal	OF	L/R	5-3	Sr.	Dewey, Ariz. (Bradshaw Mountain)
20	Abbey Newlun	INF	R/R	5-7	Sr.	The Woodlands, Texas (The Woodlands)
22	Caitlin Olensky	LHP	L/L	5-5	Fr.	Montville, N.J. (Montville)
24	Ava Bredwell	C	R/R	5-7	Jr.	Shawnee, Kan. (Mill Valley)
26	Alina Felix	OF	L/R	5-7	So.	Tucson, Ariz. (Canyon del Oro)
27	Brooke Andrews	OF	R/R	5-8	Sr.	Gretna, Neb. (Gretna)
29	Samantha Bland	INF	R/R	5-7	Fr.	Chino Hills, Calif. (Chino Hills)
32	Ashley Smetter	INF	R/R	5-5	So.	Lincoln, Neb. (Southwest)
33	Emmerson Cope	RHP/UTL	R/R	5-11	Fr.	Topeka, Kan. (Washburn Rural)
44	Kaylin Kinney*	RHP/UTL	R/R	5-10	Sr.	Cedar Rapids, Iowa (Cedar Rapids Kennedy)
55	Dakota Carter	OF	R/R	5-6	So.	Eastvale, Calif. (Roosevelt)
66	Katelyn Caneda	INF	L/R	5-2	So.	Cerritos, Calif. (Cerritos)
77	Haidyn Warner	C	R/R	5-9	So.	Oro Valley, Ariz. (Ironwood Ridge)
98	Jordy Bahl	RHP/UTL	R/R	5-8	Jr.	Papillion, Neb. (Papillion La-Vista/Oklahoma)

*team captain

COACHING STAFF

Head Coach: Rhonda Revelle (32nd season)
Associate Head Coach: Lori Sippel (35th season)
Assistant Coach: Diane Miller (16th season)
Assistant Coach: Olivia Ferrell (1st season)
Graduate Manager: Courtney Wallace (1st season)

SUPPORT STAFF

Director of Operations: Erin Bohling (5th season)
Director of Video Technology, Analytics & Player Development: Mandie Nocita (2nd season)
Office Manager: Teri Riggins (3rd season)
Student Manager: Abbie Wolfe (3rd season)

ALL-AMERICA PLAYERS

BILLIE ANDREWS, SR., INF
 • Third-Team All-American (2023)

JORDY BAHL, JR., RHP/UTL

• First-Team All-American (2023)
 • First-Team All-American (2022)

ALL-REGION PLAYERS

BILLIE ANDREWS, SR., INF
 • First-Team All-Midwest Region (2023)
 • Third-Team All-Midwest Region (2022)

BROOKE ANDREWS, SR., OF

• Second-Team All-Midwest Region (2023)

JORDY BAHL, JR., RHP/UTL

• First-Team All-Central Region (2023)
 • First-Team All-Central Region (2022)

KATELYN CANEDA, SO., INF

• Third-Team All-Midwest Region (2023)

PEYTON CODY, SR., C/UTL

• Third-Team All-Great Lakes Region (2023)

SYDNEY GRAY, SR., INF

• Third-Team All-Midwest Region (2022)

ABBIE SQUIER, SR., OF

• Second-Team All-Midwest Region (2022)

ALL-CONFERENCE PLAYERS

BILLIE ANDREWS, SR., INF
 • First-Team All-Big Ten (2023)
 • Second-Team All-Big Ten (2022)
 • First-Team All-Big Ten (2021)

BROOKE ANDREWS, SR., OF

• First-Team All-Big Ten (2023)

JORDY BAHL, JR., RHP/UTL

• Big 12 Pitcher of the Year (2023)
 • First-Team All-Big 12 (2023)
 • Big 12 Pitcher of the Year (2022)
 • Big 12 Freshman of the Year (2022)
 • First-Team All-Big 12 (2022)

AVA BREDWELL, JR., C

• Big 12 Freshman of the Year (2022)

KATELYN CANEDA, SO., INF

• First-Team All-Big Ten (2023)

PEYTON CODY, SR., C/UTL

• Big East Co-Freshman of the Year (2019)
 • First-Team All-Big East (2019)

ABBIE SQUIER, SR., OF

• First-Team All-Big Ten (2022)

PRONUNCIATION GUIDE

Katelyn Caneda kuh-NAY-duh
 Elisa Gulfin.....ee-LEASE-uh
 Mckinley Malecha..... muh-LECK-uh
 Caitlin Olensky oh-LEN-ski
 Rhonda Revelle..... ruh-VELL
 Abbie Squier..... SKWHY-er
 Malia Thoms.....muh-LEE-uh TOMES
 Talia Tokheim..... TALL-yuh TOKE-heim
 Haidyn Warner..... WERE-nerr

NEBRASKA PHOTO ROSTER



Billie Andrews
Sr. • INF
Gretna, Neb.



Brooke Andrews
Sr. • OF
Gretna, Neb.



Bella Bacon
So. • INF
Omaha, Neb.



Jordy Bahl
Jr. • RHP/UTL
Papillion, Neb.



Samantha Bland
Fr. • INF/OF
Chino Hills, Calif.



Ava Bredwell
Jr. • C
Shawnee, Kan.



Katelyn Canada
So. • INF
Cerritos, Calif.



Dakota Carter
So. • OF
Eastvale, Calif.



Peyton Cody
Sr. • C/UTL
Mission Viejo, Calif.



Emmerson Cope
Fr. • RHP/UTL
Topeka, Kan.



Alina Felix
So. • OF
Tucson, Ariz.



Sydney Gray
Sr. • INF
Tucson, Ariz.



Elisa Gulfin
Fr. • RHP
Brea, Calif.



Sarah Harness
Sr. • RHP
Bowling Green, Mo.



Kaylin Kinney
Sr. • RHP/UTL
Cedar Rapids, Iowa



Mckinley Malecha
Jr. • C
Lakeville, Minn.



Caitlynn Neal
Sr. • OF
Dewey, Ariz.



Abbey Newlun
Sr. • INF
The Woodlands, Texas



Caitlin Olensky
Fr. • LHP
Montville, N.J.



Ashley Smetter
So. • INF
Lincoln, Neb.



Abbie Squier
Sr. • OF
Lincoln, Neb.



Malia Thoms
Fr. • INF/OF
Lincoln, Neb.



Talia Tokheim
So. • OF
San Carlos, Calif.



Haidyn Warner
So. • C
Oro Valley, Ariz.

HUSKER CAREER STATISTICS

BATTING

Player	Avg.	G-GS	AB	R	H	2B	3B	HR	RBI	TB	SLG%	BB	HBP	SO	OB%	SF-SH	SB-ATT	PO	A	E	FLD%
Katelyn Caneda	.366	58-58	172	30	63	11	1	2	34	82	.477	9	5	25	.412	1-1	3-5	97	102	6	.971
Billie Andrews	.335	159-159	510	136	171	24	3	43	112	330	.647	76	5	94	.442	6-6	34-40	221	347	44	.928
Peyton Cody+	.316	149-139	424	68	134	29	3	20	100	229	.540	18	0	74	.337	9-3	12-14	218	25	16	.938
Sydney Gray	.305	125-124	371	70	113	20	1	16	74	183	.493	44	3	58	.379	4-1	3-3	115	257	24	.939
Abbie Squier	.299	142-124	358	69	107	19	1	13	55	167	.466	25	22	55	.377	3-8	9-11	167	1	4	.977
Ava Bredwell	.291	104-92	244	61	71	12	4	5	34	106	.434	25	6	44	.370	1-1	7-7	451	34	5	.990
Brooke Andrews	.279	169-137	387	76	108	21	3	19	78	192	.496	29	8	72	.340	2-2	10-14	274	114	23	.926
Caitlynn Neal	.270	141-120	345	61	93	24	2	8	56	145	.420	11	5	59	.299	3-2	11-13	128	8	5	.965
Kaylin Kinney	.230	76-57	152	27	35	7	0	8	30	66	.434	27	8	42	.370	2-0	2-3	3	17	0	1.000
Ashley Smetter	.375	14-1	8	2	3	1	0	0	0	4	.500	0	0	1	.375	0-0	0-0	0	0	0	.000
Talia Tokheim	.359	15-12	39	7	14	6	0	4	13	32	.821	4	0	6	.409	1-0	2-2	4	1	1	.833
Jordy Bahl^	.350	86-47	40	14	14	2	0	0	9	16	.400	2	1	2	.395	0-0	4-5	12	70	3	.965
Alina Felix	.259	15-10	27	7	7	1	0	1	4	11	.407	3	0	6	.333	0-1	1-1	1	0	0	1.000
Bella Bacon%	.250	26-6	32	1	8	0	0	0	5	8	.250	4	4	8	.381	2-0	0-0	2	0	0	1.000
Haidyn Warner	.167	5-1	6	0	1	0	0	0	0	1	.167	0	0	1	.167	0-0	0-0	10	1	1	.917
Abbey Newlun	.152	24-14	33	1	5	1	0	0	0	6	.182	3	0	12	.222	0-0	0-0	56	2	0	1.000
Dakota Carter	.091	39-4	11	13	1	0	0	0	0	1	.091	3	0	1	.286	0-1	0-1	0	0	0	.000
Mckinley Malecha	.000	8-3	2	0	0	0	0	0	0	0	.000	0	0	0	.000	0-0	0-0	4	1	0	1.000
Totals	.300	1,355-1,108	3,161	643	948	178	18	139	604	1,579	.500	283	67	560	.366	34-26	98-119	1,763	980	132	.954

PITCHING

Player	ERA	W-L	App.	GS	CG	SHO/CO	SV	IP	H	R	ER	BB	SO	2B	3B	HR	AB	Avg.	WP	HBP
Jordy Bahl^	0.99	44-2	71	46	26	15/21	5	288.2	152	47	41	71	397	20	0	10	1,102	.153	20	19
Sarah Harness*	2.61	57-26	80	57	49	5/10	5	568.0	509	249	212	212	546	82	10	45	2,466	.238	26	47
Kaylin Kinney	3.37	6-4	44	14	4	3/5	3	114.1	124	66	55	26	67	18	2	7	504	.269	16	9
Totals	2.22	107-32	195	117	79	23/36	13	971.0	785	362	308	338	1,010	120	12	62	4,072	.193	62	75

^includes 2022-23 seasons at Oklahoma

*includes 2020-22 seasons at Southern Illinois

%includes 2023 season at Purdue

+includes 2019-23 seasons at St. John's

2024 NEBRASKA SCHEDULE

Day	Date	Opponent	Location	Time (CT)
<i>Puerto Vallarta College Challenge</i>				
Thursday	Feb. 8	vs. Washington	Puerto Vallarta, Mexico	6:30 p.m.
Friday	Feb. 9	vs. Duke	Puerto Vallarta, Mexico	12:30 p.m.
Friday	Feb. 9	vs. Long Beach St.	Puerto Vallarta, Mexico	3 p.m.
Saturday	Feb. 10	vs. Utah Valley	Puerto Vallarta, Mexico	10:30 a.m.
<i>Troy Cox Classic</i>				
Friday	Feb. 16	at New Mexico St. (1)	Las Cruces, N.M.	4:30 p.m.
Friday	Feb. 16	at New Mexico St. (2)	Las Cruces, N.M.	7 p.m.
Saturday	Feb. 17	vs. Montana	Las Cruces, N.M.	11 a.m.
Saturday	Feb. 17	vs. Sacramento St.	Las Cruces, N.M.	1:30 p.m.
Sunday	Feb. 18	vs. Sacramento St.	Las Cruces, N.M.	10 a.m.
<i>Mary Nutter Collegiate Classic</i>				
Friday	Feb. 23	vs. San Diego St.	Cathedral City, Calif.	Noon
Friday	Feb. 23	vs. UCLA	Cathedral City, Calif.	2:30 p.m.
Saturday	Feb. 24	vs. Oregon	Cathedral City, Calif.	Noon
Sunday	Feb. 25	vs. Utah	Cathedral City, Calif.	11 a.m.
Sunday	Feb. 25	vs. Cal State Fullerton	Cathedral City, Calif.	12:30 p.m.
<i>Big Red Invitational</i>				
Friday	March 1	Wichita St.	Bowlin Stadium	5:30 p.m.
Saturday	March 2	Wichita St.	Bowlin Stadium	1:30 p.m.
Saturday	March 2	Missouri	Bowlin Stadium	4 p.m.
Sunday	March 3	Missouri	Bowlin Stadium	1:30 p.m.
<i>Razorback Rumble</i>				
Thursday	March 7	at Arkansas	Fayetteville, Ark.	5 p.m.
Friday	March 8	vs. Northern Iowa	Fayetteville, Ark.	10 a.m.
Friday	March 8	vs. Saint Francis	Fayetteville, Ark.	2:30 p.m.
Saturday	March 9	vs. Saint Francis	Fayetteville, Ark.	10 a.m.
Saturday	March 9	vs. South Alabama	Fayetteville, Ark.	12:15 p.m.
<i>Big Red Spring Classic</i>				
Thursday	March 14	Northern Colorado	Bowlin Stadium	5:30 p.m.
Friday	March 15	North Dakota	Bowlin Stadium	5:30 p.m.
Saturday	March 16	Creighton	Bowlin Stadium	4 p.m.
Sunday	March 17	Northern Colorado	Bowlin Stadium	11 a.m.
<i>Wednesday</i>				
Friday	March 20	Omaha	Bowlin Stadium	5:30 p.m.
Friday	March 22	Illinois	Bowlin Stadium	5 p.m.
Saturday	March 23	Illinois	Bowlin Stadium	1 p.m.
Sunday	March 24	Illinois	Bowlin Stadium	Noon
Friday	March 29	at Wisconsin	Madison, Wis.	6 p.m.
Saturday	March 30	at Wisconsin	Madison, Wis.	1 p.m.
Sunday	March 31	at Wisconsin	Madison, Wis.	1 p.m.
<i>Tuesday</i>				
Friday	April 2	Kansas	Bowlin Stadium	5 p.m.
Friday	April 5	Penn St.	Bowlin Stadium	5:30 p.m.
Saturday	April 6	Penn St.	Bowlin Stadium	1 p.m.
Sunday	April 7	Penn St.	Bowlin Stadium	Noon
Friday	April 12	at Rutgers	Piscataway, N.J.	2 p.m.
Saturday	April 13	at Rutgers	Piscataway, N.J.	2 p.m.
Sunday	April 14	at Rutgers	Piscataway, N.J.	Noon
Friday	April 19	at Michigan	Ann Arbor, Mich.	5 p.m.
Saturday	April 20	at Michigan	Ann Arbor, Mich.	1 p.m.
Sunday	April 21	at Michigan	Ann Arbor, Mich.	Noon
<i>Tuesday</i>				
Tuesday	April 23	Iowa (1)	Bowlin Stadium	4 p.m.
Tuesday	April 23	Iowa (2)	Bowlin Stadium	6:30 p.m.
Friday	April 26	Northwestern	Bowlin Stadium	5:30 p.m.
Saturday	April 27	Northwestern	Bowlin Stadium	1:30 p.m.
Sunday	April 28	Northwestern	Bowlin Stadium	Noon
Friday	May 3	at Minnesota	Minneapolis, Minn.	6 p.m.
Saturday	May 4	at Minnesota	Minneapolis, Minn.	1 p.m.
Sunday	May 5	at Minnesota	Minneapolis, Minn.	Noon
Wed.-Sat.	May 8-11	at Big Ten Tournament	Iowa City, Iowa	
Thur.-Sun.	May 16-19	NCAA Regionals	Campus Sites	
Thur.-Sun.	May 23-26	NCAA Super Regionals	Campus Sites	
Thur.-Thur.	May 30-June 6	NCAA WCWS	Oklahoma City, Okla.	

All times are Central and subject to change.

SCHEDULE NOTES

- Nebraska is scheduled for 52 regular-season games in 2024. The Huskers are set to play 21 home games, 16 games at a neutral site and 15 road games.
- The Huskers' 21 home games would tie for the most regular-season home games in the 23-year history of Bowlin Stadium.
- NU has 21 home games on the schedule compared to 15 true road games. The last time the Huskers played more home games than road games in a season was 2010.
- The Huskers are scheduled to play a 22-game Big Ten schedule in the final year the conference will feature 14 teams. Nebraska will play three-game weekend series against Illinois, Wisconsin, Penn State, Rutgers, Michigan, Northwestern and Minnesota along with a mid-week doubleheader against Iowa. The Huskers will not play Indiana, Maryland, Michigan State, Ohio State or Purdue this season.
- Iowa is hosting the Big Ten Tournament, which is set for May 8-11. The top 12 teams in the final regular-season standings qualify for the tournament.
- The 2024 NCAA Tournament bracket will be announced on Sunday, May 12 at 6 p.m. (Central) on ESPN2.
- Hall of Fame Stadium in Oklahoma City is hosting the Women's College World Series for the 26th straight season and the 33rd time overall.
- Nebraska is scheduled to play a total of 19 games against 13 opponents who made the 2024 NCAA Tournament. Husker opponents who played in the postseason last year include:
 - » Washington (WCWS)
 - » Duke (Super Regional)
 - » Long Beach State (Regional)
 - » San Diego State (Super Regional)
 - » Oregon (Super Regional)
 - » UCLA (Regional)
 - » Utah (WCWS)
 - » Wichita State (Regional)
 - » Missouri (Regional)
 - » Arkansas (Regional)
 - » Omaha (Regional)
 - » Northwestern (Super Regional)
 - » Minnesota (Regional)



RHONDA REVELLE



[HEAD COACH | 32ND SEASON]

1,105-658 CAREER | 1,097-642 AT NEBRASKA

Entering her 32nd year at her alma mater in 2024, Rhonda Revelle has led the Huskers to over 1,000 victories. Revelle was a three-year letterwinner while a student at Nebraska, reaching the first Women's College World Series and was named a 1982 All-Big Eight selection.

Revelle, a native of Eugene, Oregon, was named the head coach at Nebraska and 1993 and has gone on to become the winningest coach of any sport in Nebraska history with a 1,097-642 record over her first 31 seasons (1993-2023). Revelle has led the Huskers to 22 postseason appearances and three Women's College World Series (1998, 2002 and 2013). She has been a part of 35 of Nebraska's 48 seasons of softball. Revelle and longtime associate head coach and fellow Husker alum Lori Sippel have combined to be a part of 90 percent of Nebraska's all-time victories. Before the addition of a fourth assistant coach in 2024, Revelle, alongside Sippel and Diane Miller, were the longest tenured active coaching staff in Division I softball.

Entering the 2024 season, Revelle is one of only six active Division I softball coaches to have tallied more than 1,000 wins with their current program, ranking third on that list behind Oklahoma's Patty Gasso and Alabama's Patrick Murphy.

COACHING ACCOLADES

- **Winningest Coach in Nebraska Athletic History (male or female)**
- **Winningest Coach in Nebraska Softball History**
- **National Fastpitch Coaches Association Hall of Fame (2010)**
- **Five-Time NFCA Midwest Region Staff of the Year (1998, 2002, 2013, 2014 & 2022)**
- **Midwest Region Coach of the Year (1995)**
- **Four-Time Conference Coach of the Year (Big Eight: 1995; Big 12: 1998, 2001; Big Ten: 2014)**
- **Winner of Eight Conference Titles**
- **Winner of Four NCAA Regional Championships**
- **Coached 22 All-Americans at Nebraska**
- **Coached 14 Academic All-Americans at Nebraska**
- **Dr. Barbara Hibner Trailblazer Award Recipient (2007)**

PLAYING ACCOLADES

- **Member of Nebraska's 1982 Women's College World Series (Inaugural Year)**
- **1982 All-Big Eight Selection**
- **Nebraska Single-Season Saves Record Holder (7 in 1983)**
- **Nebraska Softball Hall of Fame (1997)**
- **Five-Time ASA All-American**

NCAA TOURNAMENT HISTORY

- **Reached the NCAA Tournament in 21 of her 30 years at Nebraska**
- **Fourth-most NCAA Tournament appearances among active Division I coaches**
- **Led Nebraska to eight top-10 finishes in the NCAA Tournament**
- **Three trips to the Women's College World Series (1998, 2002 & 2013)**
- **Guided Nebraska to 15 top-20 national finishes**

ADMINISTRATIVE EXPERIENCE

- **Three-time NFCA President (1999-2002, 2005-06, 2013-16)**
- **Nebraska Senior Woman Administrator (2006-08)**
- **NFCA All-America Midwest Regional Representative (2019-2022)**
- **NFCA Board of Directors Special Advisor (2022-Present)**

REVELLE'S COACHING TREE

Coach Revelle is dedicated to the development of her student-athletes. She has been a mentor to many of her players, including six recent individuals who are Division I coaches:

- **MJ Knighten (2014-17): Head Coach at San Diego**
- **Kiki Stokes (2013-16): Head Coach at Kansas City**
- **Courtney Breault (2012-13): Assistant Coach at Clemson**
- **Tatum Edwards (2011-14): Assistant Coach at San Diego**
- **Olivia Ferrell (2018-22): Assistant Coach at Nebraska**
- **Tori Tyson (2008-11): Head Coach at Howard**

COMMUNITY INVOLVEMENT

Coach Revelle is dedicated to giving back to the state of Nebraska as well as the softball community. Examples of her service include:

- **Speaking engagements with various community organizations**
- **Blue Hill Community Schools Staff Retreat**
- **Child Advocacy Center Ground Breaking**
- **Speaker at Ameritas Annual Tailgate**
- **Wedding officiant including those of former student-athletes**
- **YMCA group cycling instructor**

THE WINNINGEST COACH IN NU HISTORY

Rhonda Revelle has won 1,097 games at Nebraska, more wins than any other coach - male or female - in the history of Nebraska Athletics. Revelle passed baseball coach John Sanders as Nebraska's all-time wins leader with her 768th victory on March 3, 2013. She became Nebraska softball's all-time wins leader with her 189th victory on April 11, 1998.

RANKING HIGHLY AMONG ACTIVE COACHES

Not surprisingly given her Hall-of-Fame status, Revelle compares well to her active coaching peers. Revelle ranks sixth among all active Division I coaches with 1,105 career victories and is one of only 30 coaches in NCAA Division I history to record 1,000 career wins. Revelle is also one of only six active Division I coaches who has taken her team to 20 NCAA Tournaments, and her 50 wins in the NCAA Tournament rank eighth nationally among active coaches.

REVELLE'S RANKINGS AMONG ACTIVE DIVISION I COACHES

Category	Total	Rank
Wins at Current School	1,097	3rd
NCAA Tournament Appearances	22	3rd
Career Victories	1,105	6th
NCAA Tournament Wins	50	8th

AN NCAA TOURNAMENT REGULAR

Revelle has guided Nebraska to the NCAA Tournament in 22 of her 31 seasons, including 22 of the last 29 years. Revelle is fourth among all active Division I coaches with her 22 NCAA Tournament appearances. Her 22 NCAA Tournaments rank third nationally among active coaches when looking only at postseason trips at a coach's current school.

Revelle has led Nebraska to eight top-10 finishes in the NCAA Tournament, including three trips to the Women's College World Series.

NCAA TOURNAMENT APPEARANCES AMONG ACTIVE COACHES

Coach, School	Total
Patty Gasso, Oklahoma	28
Jo Evans, UC Santa Barbara	26
Patrick Murphy, Alabama	24
Rhonda Revelle, Nebraska	22
Karen Weekly, Tennessee	22

TOP NATIONAL FINISHES THE NORM

Revelle has guided Nebraska to 15 top-20 national finishes and eight top-10 finishes. She posted top-10 national finishes when Nebraska advanced to the Women's College World Series in 1998, 2002 and 2013, and she added five more top-10 finishes when Nebraska fell one round shy of the WCWS in 1997, 1999, 2000, 2004 and 2014.

ACADEMIC ALL-AMERICA TRADITION THRIVES

Nebraska softball is third in the nation with 30 academic All-Americans, a total that is the fifth-highest in NCAA history among all female athletic programs. Revelle has contributed to that total, producing 14 academic All-Americans in her first 31 seasons.

MOST ACADEMIC ALL-AMERICANS DURING REVELLE'S TENURE

Coach, School	Total
Patrick Murphy, Alabama	35
Karen Weekly, Tennessee	26
Tim Walton, Florida	22
Rhonda Revelle, Nebraska	14

*active Division I coaches only



A HALL-OF-FAME COACH

Revelle earned the highest honor a collegiate softball coach can achieve in 2010, when she was inducted into the National Fastpitch Coaches Association Hall of Fame. Revelle is a member of an elite fraternity, as she is one of less than 85 coaches to be enshrined in the NFCA Hall of Fame. Revelle is one of seven Hall of Famers who are actively coaching at the Division I level in 2024.

COACH OF THE YEAR IN THREE CONFERENCES

Revelle has been named coach of the year in three conferences during her career. Revelle was named Big Eight Coach of the Year in her third season at Nebraska in 1995, and she was the Big 12 Coach of the Year in both 1998 and 2001. In 2014, Revelle was honored as the Big Ten Coach of the Year.

HUSKERS A FIXTURE IN NATIONAL RANKINGS

The NFCA top-25 poll began in 1995 and in its 29-year history, the Huskers have been ranked in the final poll 15 times, all under head coach Rhonda Revelle. Nebraska was one of only six programs in the country to end the season with a national ranking in each of the first 12 years of the poll's existence. Revelle has guided Nebraska to 12 top-20 final rankings, eight top-15 rankings and three top-10 rankings.

Revelle also led NU to its highest national ranking when the Huskers spent three weeks ranked third during the 2003 season. Revelle has also guided Nebraska to its only three victories over a No. 1-ranked team.

FROM NEBRASKA TO THE OLYMPICS

Before the 2020 Tokyo Olympics, softball was last included in the Olympic Games in 2008. That season, two of Rhonda Revelle's former Huskers competed for Team Canada, helping the Canadians to a fourth-place finish. Revelle was one of only five college coaches to have multiple former players compete in the 2008 Olympics. She trailed only Arizona's Mike Candrea for the most former players competing in the Beijing Olympics.

Softball returned to the Olympics in 2020 and former Husker All-America catcher Taylor Edwards was one of 18 players selected to represent the United States at the Olympics. Edwards was one of just two former Big Ten players to make the roster. However, the Olympics were postponed until 2021 because of the pandemic, and Edwards served as an alternate for Team USA.

FAN SUPPORT GROWS FOR NU SOFTBALL

In addition to her coaching duties, Revelle is also committed to growing the popularity of Husker softball. She was instrumental in Bowlin Stadium being built, and since the facility opened in 2002, the Huskers have ranked in the top 10 nationally in attendance six times.

Nebraska softball's popularity has continued to grow, reaching new heights in recent seasons. In 2016, the Huskers averaged a school-record 1,006 fans per game. That same season, Nebraska set a world record for the largest softball tailgate when 2,302 fans came out to watch the Huskers take on top-ranked Michigan. Nebraska also averaged 1,000 fans per game during the 2023 season and there were more than 4,000 season ticket requests ahead of the 2024 season.

REVELLE PROVIDES LEADERSHIP ON NATIONAL LEVEL

Rhonda Revelle's impact is not limited to Nebraska. She has served as a visionary leader for the sport and finished her third term as president of the National Fastpitch Coaches Association in 2016. Revelle also served previous stints as the organization's president from 1999-2002 and 2005-06. Revelle most recently served as the NFCA All-America Midwest Regional Representative.

In addition to her coaching duties, Revelle has also been the top female administrator for Nebraska Athletics, serving as the Huskers' Senior Woman Administrator from 2006 to 2008 before returning her full-time focus to coaching.

REVELLE'S SEASON HIGHLIGHTS

1993: REVELLE BEGINS REBUILDING PROJECT

Nebraska won 18 games in Rhonda Revelle's first season, as she laid the foundation to return the Husker softball program to the traditional success she helped create as a player. Nebraska posted a fifth-place finish in the Big Eight Conference led primarily by underclassmen, and Revelle produced her first academic All-American.

1994: SETTING THE STAGE FOR A RETURN TO PROMINENCE

The Huskers improved their victory total by three games in 1994, winning 21 games in Revelle's second season. While the progress was slower than Revelle may have hoped, the 1994 season set the stage for a breakthrough 1995 campaign, and Revelle coached an academic All-American for the second straight year.

1995: HUSKERS BACK IN THE NCAA TOURNAMENT

Nebraska's re-emergence on the national scene began to fully take shape in Revelle's third season, when she was named the 1995 Big Eight Conference and NFCA Midwest Region Coach of the Year. The honors came after Revelle guided Nebraska to a school-record 43 victories and a No. 18 final ranking in the inaugural NFCA top-25 poll. Nebraska advanced to the NCAA Tournament for the first time in seven seasons and recorded a top-20 national finish. Individually, Tobin Echo-Hawk and Ali Viola, the 1995 Big Eight Player of the Year, were each named second-team All-Americans, becoming the first Huskers to earn All-America status in eight seasons. They were the first pair of Husker hitters to earn All-America honors in the same season.

1996: MAINTAINING THE SUCCESS

Revelle posted another 40-win season in 1996, and the Huskers were the runner-up at the inaugural Big 12 Tournament. Nebraska advanced to the NCAA Tournament and finished in a tie for 17th for the second year in a row. The Huskers also ended the season with a No. 18 national ranking for the second straight season. Echo-Hawk and Viola repeated as All-America selections, and Revelle also coached her third player to academic All-America accolades.

1997: RELOADING, NOT REBUILDING

Revelle's first freshman class was instrumental in returning Nebraska to national prominence. Following that group's graduation, the 1997 season proved Revelle had a formula for sustained success. The Huskers made a third straight trip to the NCAA Tournament, posting a top-10 finish for the first time in a decade. The strong finish helped Nebraska earn a No. 25 national ranking and Jennifer Lizama became the third different Husker to earn All-America accolades in three seasons.

1998: HUSKERS RETURN TO THE WCWS

In 1998, Nebraska enjoyed its first championship season in a decade. NU finished with a 48-12 record in Revelle's sixth season, setting school records for wins and win percentage. Revelle picked up Big 12 Conference Coach-of-the-Year honors after Nebraska swept through the league with a perfect 20-0 record en route to capturing the conference regular-season and tournament titles, posting the only undefeated conference season in Big 12 history. Included in that run was a 4-1 victory at Baylor on April 11, which made Revelle the winningest coach in program history (189). Nebraska won a home regional to advance to the Women's College World Series, where the Huskers finished in a tie for fifth to earn a No. 5 national ranking. The Huskers had a school-record three players earn All-America recognition while adding another academic All-American. Jenny Voss also became the first pitcher in program history to earn first-team All-America honors. Ali Viola ended her career with a third All-America award and a second Big 12 Player-of-the-Year honor.

1999: NU KEEPS ROLLING AFTER LOSING TALENTED SENIORS

Following the record-breaking 1998 season, Nebraska nearly made another run to Oklahoma City in Revelle's seventh season. Despite graduating a pair of All-Americans, the Huskers caught fire in the postseason, finishing as the runner-up at the Big 12 Tournament before winning four games in the NCAA Tournament. The Huskers lost to Arizona State, 4-2, in the regional championship game with a trip to the Women's College World Series on the line. Nebraska's third consecutive top-10 national finish helped the Huskers end the 1999 season with a No. 20 national ranking. Jennifer Lizama earned first-team All-America honors, becoming Revelle's third first-team All-American.

2000: NEW CENTURY, NEW RECORD WIN TOTAL

Nebraska won a school-record 52 games in Revelle's eighth season. The Huskers finished second in the Big 12 - behind eventual national champion Oklahoma - before winning the Big 12 Tournament. Making its sixth consecutive NCAA Tournament appearance, NU posted a top-10 finish for the fourth straight year and was ranked 14th in the final poll. Individually, Nebraska had multiple All-Americans for the fourth time in six seasons.

2001: A SECOND STRAIGHT 50-WIN SEASON

In 2001, Nebraska dominated the Big 12 Conference, finishing 16-2 to win the regular-season title. The Big 12 Coach of the Year, Revelle led the Huskers to a school-record 18 straight victories. Nebraska finished in a tie for 17th at the NCAA Tournament and was ranked 14th in the final NFCA poll.

2002: HUSKERS HEAD BACK TO OKLAHOMA CITY

The Huskers made it back to the Women's College World Series in 2002. Nebraska posted a school-record 23-game winning streak, helping the Huskers spend six consecutive weeks ranked fourth in the polls. Nebraska then swept through NCAA Regional play to advance to the Women's College World Series. The Huskers won one game in Oklahoma City while losing a pair of one-run heartbreakers. Nebraska earned a No. 6 final ranking and posted a top-10 finish in the NCAA Tournament for the fifth time in six seasons. Kim Ogee became the first player under Revelle to earn academic and athletic All-America honors in the same season.

2003: HUSKERS CLAIM HIGHEST RANKING EVER

The 2003 season once again saw Nebraska rise to new heights. The Huskers opened the season ranked in the preseason top five for the first time ever. Revelle's team quickly ascended to the No. 3 spot in the poll, spending three consecutive weeks in the highest ranking Nebraska has ever achieved. Each of the Huskers' final 13 losses on the season were by two runs or less and Nebraska had to settle for a No. 13 final ranking following a loss in the NCAA Regional semifinals at Bowlin Stadium.

2004: NEBRASKA SWEEPS BIG 12 TITLES

In Revelle's 12th season, the 2004 Huskers swept the Big 12 Conference regular-season and tournament titles but received a tough draw for the NCAA Tournament. Nebraska was unable to get past California in the NCAA Regional final, as the Huskers ended their season with a 45-17 record and a No. 14 ranking, while the Bears went on to finish as the national runner-up. Nebraska posted a ninth-place national finish behind Peaches James, a second-team All-American and the 2004 Big 12 Player of the Year.

2005: NU HOSTS NCAA REGIONAL FOR THIRD STRAIGHT YEAR

Nebraska faced a tough schedule in 2005, but Revelle's team won 36 games to earn a No. 25 ranking in the final poll. Nebraska was selected to host an NCAA Regional for the third straight season, but the Huskers were eliminated with a pair of one-run losses after winning their opener. Revelle won her 500th game at Nebraska when the Huskers defeated Cal State Fullerton, 8-0, on March 19.

2006: NEBRASKA POSTS 44-12 RECORD

Nebraska finished 44-12 in Revelle's 14th season and posted the program's fourth-highest winning percentage. The Huskers finished second in the Big 12 and advanced to another NCAA Regional final, posting a top-20 national finish for the 11th time in 12 seasons. NU ended the season ranked 14th, the final year of its run as one of only six programs nationally to be ranked in every final NFCA poll during the poll's first 12 years in existence. While Nebraska did not produce an All-American in 2006, the Huskers had multiple academic All-Americans for the first time under Revelle.

2007: HUSKERS MAKE 13TH STRAIGHT NCAA TOURNAMENT

The 2007 Huskers featured one of the top pitching staffs in school history, as Nebraska finished ninth nationally in ERA. NU finished with 37 wins and was selected to host a fourth NCAA Regional at Bowlin Stadium in five seasons. Despite a solid season, Nebraska finished the year unranked, snapping a streak of 12 consecutive seasons with a final national ranking.

2008: YOUNG HUSKERS OVERCOME CHALLENGES TO FINISH STRONG

Revelle faced arguably her toughest challenge in her 16th season. The 2008 Huskers were without a single senior and ace Molly Hill - the 2007 Big 12 ERA champion - missed more than a month due to injury. NU was also without pitching coach Lori Sippel for most of the year, as Sippel was preparing Team Canada for the 2008 Olympics. The challenges were too many for NU to overcome, as Nebraska posted its first losing season since 1994, but the Huskers did make a run to the championship game of the Big 12 Tournament, while Hill finished the year strong to earn academic All-America accolades.

2009: NU WINS 35 GAMES, RETURNS TO POSTSEASON

The Huskers made it back to the postseason in 2009, totaling 35 wins and earning a trip to the Knoxville (Tenn.) Regional. Nebraska posted a 10-game improvement in the win column from 2008 to 2009. Revelle picked up her 650th win at Nebraska in the Huskers' win over regional champion Jacksonville State in the NCAA Tournament opener. Individually, Molly Hill was named a first-team academic All-American.

2010: HUSKERS POST 14TH 30-WIN SEASON UNDER REVELLE

Nebraska added an academic All-American for the third straight season in 2010, when Robin Mackin was a second-team selection. The Huskers also had a program-record five players selected to the academic all-district first or second team, while producing three all-region selections on the field. As a team, Nebraska produced a 30-win season and qualified for the NCAA Tournament. NU made the NCAA Tournament with a roster that featured 11 first- or second-year players.

2011: HUSKERS RETURN TO NATIONAL RANKINGS

Revelle challenged her team to put Nebraska softball back on the national map in 2011, and her team accomplished just that. NU posted the best start in school history and finished with a 41-14 record, winning 40 games and advancing to an NCAA Regional final for the first time in five seasons. Along the way, Nebraska rose to 11th in the polls while defeating No. 1 Florida to give the program its first-ever victory over a No. 1 team. Taylor Edwards earned third-team All-America honors as a freshman. She was the nation's only freshman position player named to an All-America team, while she also became the first Nebraska catcher to earn All-America accolades. A pair of Huskers were academic All-America honorees.

2012: NEBRASKA MOVES TO BIG TEN CONFERENCE

In 2012, Revelle guided Nebraska to a third-place finish in its first year as a member of the Big Ten Conference. Although the Huskers' 33-22 record wasn't enough to get them into the NCAA Tournament, 10 of the Huskers' 13 non-conference losses came against teams that made the NCAA Tournament, including four losses to teams that won an NCAA Regional. Nebraska picked up six wins over postseason teams in 2012, including a three-game sweep over NCAA Regional finalist Northwestern in the Huskers' first-ever Big Ten Conference series. Nebraska finished with a 15-1 record at Bowlin Stadium.

2013: WORLD SERIES BERTH, COACHING RECORD

In 2013, leading a group that featured seven freshmen among its 16 players and only one pitcher with collegiate experience, Revelle helped Nebraska go from unranked in the preseason polls to a No. 8 final ranking, the program's first NCAA Super Regional appearance and a trip to the Women's College World Series. Nebraska finished 45-16, tying for the fifth-most victories in school history, including a 1-0 win at No. 1 Oklahoma. One day after the Oklahoma victory, Revelle led Nebraska to a doubleheader sweep at Oklahoma State, when she became Nebraska's all-time wins leader across all sports. NU earned the No. 14 seed for the NCAA Tournament, and the Huskers swept through their home regional. Nebraska then went 2-1 in a best-of-three Super Regional series at No. 3 Oregon. In Oklahoma City, the Huskers lost a pair of one-run, extra-inning games, finishing in seventh place. Tatum Edwards was named a second-team All-American in 2013.

2014: REVELLE WINS FIRST BIG TEN TITLE

In 2014, Revelle was named the Big Ten Coach of the Year. NU won 44 games and captured its first Big Ten championship while winning an NCAA Regional title for the second straight year. The Huskers won four games in less than 24 hours to win the NCAA Columbia (Mo.) Regional. NU's season ended with a pair of one-run losses at No. 2 Alabama in Super Regional play. With the fewest upperclassmen of any NCAA Tournament, Nebraska posted a second straight top-10 national finish. Lone seniors Tatum (third team) and Taylor (first team) Edwards both earned All-America accolades.

2015: HUSKERS SURGE TO POSTSEASON WITH STRONG FINISH

In 2015, Revelle guided a roster that featured eight newcomers to the NCAA Tournament. NU struggled early but won 15 of its final 20 games to finish with 35 victories. The Huskers made it to the championship game of the Big Ten Tournament, falling to eventual national runner-up Michigan. Nebraska won one game in the NCAA Tournament before suffering a one-run, 10-inning loss at No. 5 LSU, which went on to finish third at the Women's College World Series. Individually, Kiki Stokes was named a third-team All-American.

2016: NU ADVANCES TO ANOTHER NCAA REGIONAL FINAL

Nebraska advanced to an NCAA Regional Final for the third time in four seasons in 2016, earning a top-20 national finish while posting a 35-21 record. Led by first-team All-American MJ Knighten and third-team All-American Kiki Stokes, Nebraska knocked off three top-10 teams in 2016, including a 1-0 victory over No. 1 Michigan that marked the program's third win over a No. 1 team - all during Revelle's tenure. Off the field, Nebraska became the first softball program in NCAA history to total 30 CoSIDA Academic All-Americans when Mattie Fowler was named to the first team. The Huskers also set a season attendance record in 2016, averaging 1,006 fans per game at Bowlin Stadium.

2017: YOUNG HUSKERS MAKE PROGRESS

With a returning roster that featured fewer career returning at bats and innings pitched than the Huskers lost to graduation, one of Revelle's least experienced teams also had the challenge of facing one of the toughest schedules in school history. NU played 24 of its 54 games against opponents who earned a top-25 ranking, including each of its first 11 games. Although Nebraska was never able to fully overcome a slow start against top competition, the Huskers had four three-game sweeps in Big Ten Conference play to post the program's sixth consecutive top-five conference finish. Highlighting the success in league play was a three-

game sweep at No. 22 Wisconsin, which marked the first three-game sweep of a ranked conference opponent in Nebraska softball history.

2018: NU SEES IMPROVEMENTS, REVELLE REACHES MILESTONE

The 2018 Nebraska softball team featured many new faces and almost a completely new infield. However, the Huskers still finished 31-23, winning seven more games than the previous season. NU went 10-5 in its first three tournaments, which included wins over No. 19 BYU, No. 15 Utah and No. 6 Texas A&M. Nebraska finished conference play with a 9-13 record and earned a spot in the Big Ten Tournament for the sixth straight year. Individually, Kaylan Jablonski, Tristen Edwards and Alyvia Simmons emerged as elite players and earned all-conference honors. Jablonski and Simmons also earned all-region accolades. Jablonski also became the first player in NCAA history to hit three home runs in a game and also be the winning pitcher in that game. Revelle coached her 1,500th career game and picked up her 950th win at Nebraska in 2018.

2019: YOUNG PLAYERS STEP UP, HUSKERS GROW AS A TEAM

The 2019 season was one of growth for Nebraska softball. The Huskers welcomed eight newcomers to the squad, including seven freshmen. As a young team, Nebraska relied heavily on the new class, but they stepped up and gained a lot of immediate experience. Freshmen Courtney Wallace and Lindsey Walljasper pitched and hit for the Huskers and were Nebraska's two primary pitchers. The pair, along with classmate Peyton Glatter, emerged as powerful hitters for Nebraska and helped the Husker offense. Junior Tristen Edwards was explosive at the plate, setting several school records. Edwards earned all-conference and all-region honors. Senior catcher Bri Cassidy also earned all-region honors, while fellow senior Alyvia Simmons was an all-conference outfielder for Nebraska.

2020: SEASON CUT SHORT DUE TO COVID-19

The 2020 season was cut short due to the pandemic. Nebraska played just 23 games before the season ended. On Feb. 8, Head Coach Rhonda Revelle picked up her 1,000th career win as a head coach

2021: REVELLE PICKS UP 1,000 WINS AT NEBRASKA

Coach Revelle picked up her 1,000th win at Nebraska during the 2021 season, the first coach, male or female, to do so for the Huskers. NU finished .500 on the season after playing a conference-only schedule in accordance with the Big Ten's pandemic protocols. The Huskers played 44 conference games, the most in school history.

2022: HUSKERS CLAIM BIG TEN TOURNAMENT TITLE

The 2022 season was highlighted by the Huskers clinching their first Big Ten Tournament title. The conference title gave NU an automatic bid to the NCAA Tournament. Cam Ybarra earned third-team All-America honors while Courtney Wallace received the Rawlings/NFCA Gold Glove Award.

2023: NEBRASKA MAKES NCAA REGIONAL FINAL

Nebraska returned to the NCAA Tournament in 2023 and won two games to make an NCAA Regional Final for the first time since 2016. The Huskers posted a top-20 national finish and received votes in the final top-25 poll.

REVELLE'S YEAR-BY-YEAR COACHING BREAKDOWN

NEBRASKA WESLEYAN (1987)						
Year	Record	Conference	Place	Tournament	Postseason	
1987	8-16	7-5	N/A	N/A	DNQ	
NEBRASKA (1993-PRESENT)						
Year	Record	Conference	Place	Tournament	NCAA Finish	
1993	18-23	5-11*	5th	N/A	DNQ	
1994	21-33	1-15*	6th	N/A	DNQ	
1995	43-20	10-6*	3rd	N/A	Regional	
1996	42-23	10-8^	4th	2nd	Regional	
1997	29-24	10-6^	4th	5th	Regional	
1998	48-12	16-0^	1st	1st	WCWS	
1999	35-21	10-8^	4th	2nd	Regional	
2000	52-21	15-2^	2nd	1st	Regional	
2001	51-15	16-2^	1st	5th	Regional	
2002	50-14	11-5^	3rd	2nd	WCWS	
2003	39-17	10-8^	t-6th	t-4th	Regional	
2004	45-17	14-3^	1st	1st	Regional	
2005	36-23	9-9^	7th	t-5th	Regional	
2006	44-12	13-4^	2nd	t-3rd	Regional	
2007	37-20	10-8^	5th	t-5th	Regional	
2008	25-28	4-14^	t-9th	2nd	DNQ	
2009	35-19	9-9^	5th	t-5th	Regional	
2010	30-29	7-11^	t-7th	t-5th	Regional	
2011	41-14	9-9^	6th	N/A	Regional	
2012	33-22	14-9!	3rd	N/A	DNQ	
2013	45-16	16-6!	2nd	t-3rd	WCWS	
2014	44-18	18-5!	t-1st	t-5th	Super Regional	
2015	35-23	17-6!	3rd	2nd	Regional	
2016	35-21	13-9!	5th	t-5th	Regional	
2017	24-29	13-10!	5th	t-9th	DNQ	
2018	31-23	9-13!	9th	t-9th	DNQ	
2019	21-31	9-14!	t-8th	t-9th	DNQ	
2020	9-14	0-0!	--	--	--	
2021	22-22	22-22!	8th	N/A	DNQ	
2022	41-16	17-5!	2nd	1st	Regional	
2023	36-22	13-10!	4th	t-3rd	Regional	
Career	1,105-658	357-252	--	--	--	
Nebraska	1,097-642	353-242	--	--	--	

*Big Eight (16-32, .333) ^Big 12 (173-106, .620) !Big Ten (161-109, .596)



**LORI
SIPPEL**



[ASSOCIATE HEAD COACH]

35TH SEASON

One of the best pitchers in NCAA history is also one of the sport's best pitching coaches. Lori Sippel is in her 35th year as a coach with the Nebraska softball program entering 2024. Sippel has been a part of 1,324 of Nebraska's 1,578 all-time victories as either a player or a coach.

Sippel started as an assistant coach in 1990 and was elevated to associate head coach in 2003. Sippel has helped Nebraska set nearly every pitching record, while her pitchers have often played the leading role in the Huskers 22 NCAA Tournament appearances in the last 29 years. Sippel also coaches the outfielders. Sippel has been a part of 16 conference championships and five Women's College World Series teams as either a player or a coach.

Sippel started in the circle from 1985-88 and was a two-time All-American for Nebraska. The first Husker to have her jersey retired, Sippel was a member of the inaugural Nebraska Athletics Hall of Fame class. She was also named the 1988 Softball Academic All-American of the Year.

COACHING ACCOLADES

- Helped 13 Student-Athletes Earn 17 Academic All-America Honors
- Helped Produce Two Olympians
- Five-Time NFCA Midwest Region Staff of the Year (1998, 2002, 2013, 2014 & 2022)
- AFLAC Assistant Coach of the Year (2002)

COACHING ACCOLADES - PITCHERS

- Has Produced More All-Region Pitchers than Any Coach in the Midwest Region
- Coached 13 Pitchers to 28 All-Region Accolades
- Coached 12 Pitchers to 28 All-Conference Accolades
- Helped Produce Four All-American Pitchers

COACHING ACCOLADES - OUTFIELDERS

- Coached 13 Outfielders to 19 All-Region Accolades
- Coached 11 Outfielders to 14 First-Team All-Conference Accolades
- Helped Produce Two Outfielders Earn Three All-America Honors

PITCHING NOTES UNDER SIPPEL

- Helped Nebraska post an ERA lower than the national average in 24 of her 34 seasons, including 22 of the last 29 full seasons
- Has Helped Set More than 20 Pitching Records at Nebraska
- Huskers average a shutout almost once every five games during Sippel's tenure, and Nebraska has allowed one run or less in nearly 40 percent of its games since Sippel became the huskers' pitching coach in 1990
- In the last 29 years when awards were given out, Nebraska's pitchers have averaged at least one all-region (29) and all-conference (29) selection (awards were given out 28 of the last 29 years)
- 16 times Nebraska's season ERA has been more than one run lower than the national average, while the Huskers' average ERA is almost 1.00 lower than the national average during Sippel's tenure
- In the last 25 full seasons, Sippel's staff has posted an ERA under 2.00 14 times. During that time, Nebraska has ranked in the top 30 nationally in ERA 10 times, including two top-15 rankings in the past nine seasons

PLAYING ACCOLADES

- Nebraska Athletics Hall of Fame Inductee (Inaugural Class, 2015)
- International Softball Federation Hall of Fame Inductee (2005)
- Nebraska Softball Hall of Fame Inductee (1997)
- First Husker to Have Her Jersey Retired (No. 16 in 1995)
- Three-Time ASA All-American (1993, 1994 & 1995)
- Three-Time ASA National Champion (1993, 1994 & 1995)
- Member of Two Women's College World Series Teams at Nebraska
- CoSIDA Academic All-American of the Year (1988)
- Honda Award Nominee (1988)
- Two-Time Second-Team All-American (1986, 1987)
- One of only two Husker pitchers to be a two-time All-American
- Ended Her Career with 17 Individual Nebraska Records

RECORDS SIPPEL HOLDS AT NEBRASKA

- Lowest Career ERA (0.54)
- Most Career Saves (16)
- Most Career No-Hitters (6)
- Most Career Perfect Games (1)
- Most Career Complete Games (80)
- Most Innings Pitched in a Season (245.22/1988)
- Most Strikeouts in a Season (285/1988)
- Most Shutouts in a Season (14/1988)
- Most Complete Games in a Season (29/88)
- Highest Win Percentage in a Season (.870/1987)
- Lowest ERA in a Season (0.37/1986)

TEAM CANADA ACCOLADES

- 6-Year Member of Canadian National Team
- Coached Team Canada to a 4th-place finish at the 2008 Beijing Olympics
- Softball Canada Jersey Retired (1999)
- 1996 Olympian
- Softball Canada Hall of Fame Inductee (1993)



CAREER COACHING STOPS

HEAD COACH

- Canadian National Team (March 2005 - Sept. 2008)

ASSOCIATE HEAD COACH

- Nebraska (21st season: 2003-present)

ASSISTANT COACH

- Nebraska (13 seasons: 1990-2002)
- Kansas (1 season: 1989)

NEBRASKA'S PITCHING TEAM BESTS UNDER SIPPEL

Category	Mark	Year	NU Rank
Wins	52	2000	1st
Win Pct.	.800	1998	1st
Innings	480.0	2000	1st
ERA	1.10	2004	7th
Strikeouts	502	2001	1st
Shutouts	27	Twice	1st
Saves	9	2018	3rd
Complete Games	51	2004	1st

NEBRASKA'S PITCHING INDIVIDUAL BESTS UNDER SIPPEL

Category	Mark	Player, Year	NU Rank
Wins	40	Jenny Voss, 1998	1st
Win Pct.	.900	Molly Hill, 2006	1st
Innings	340.1	Jenny Voss, 1998	1st
ERA	0.70	Peaches James, 2004	7th
Strikeouts	394	Peaches James, 2004	1st
Shutouts	18	Peaches James, 2004	1st
Saves	6	Kaylan Jablonski, 2018	2nd
Complete Games	46	Jenny Voss, 1998	1st

SIPPEL'S ALL-CONFERENCE PITCHERS AT NEBRASKA (28)


1995: Angela Blackwood	2006: Ashley DeBuhr
1995: Stacie Stafford	2007: Ashley DeBuhr
1997: Jenny Voss	2007: Molly Hill
1998: Jenny Voss	2009: Molly Hill
1999: Jenny Voss	2011: Ashley Hagemann
2000: Jenny Voss	2012: Ashley Hagemann
2000: Leigh Ann Walker	2013: Tatum Edwards
2001: Peaches James	2013: Emily Lockman
2001: Leigh Ann Walker	2014: Tatum Edwards
2002: Peaches James	2014: Emily Lockman
2001: Leigh Ann Walker	2015: Emily Lockman
2003: Peaches James	2017: Kaylan Jablonski
2004: Peaches James	2018: Kaylan Jablonski
2005: Ashley DeBuhr	2022: Olivia Ferrell

SIPPEL'S ALL-REGION PITCHERS AT NEBRASKA (28)

1995: Angela Blackwood	2007: Ashley DeBuhr
1995: Stacie Stafford	2011: Ashley Hagemann
1997: Jenny Voss	2012: Ashley Hagemann
1998: Jenny Voss	2013: Tatum Edwards
1999: Jenny Voss	2013: Emily Lockman
2000: Jenny Voss	2014: Tatum Edwards
2000: Leigh Ann Walker	2014: Emily Lockman
2001: Leigh Ann Walker	2015: Cassie McClure
2002: Peaches James	2016: Cassie McClure
2002: Leigh Ann Walker	2017: Kaylan Jablonski
2003: Peaches James	2018: Kaylan Jablonski
2004: Peaches James	2021: Courtney Wallace
2005: Ashley DeBuhr	2022: Olivia Ferrell
2006: Ashley DeBuhr	2022: Courtney Wallace

SIPPEL'S ALL-AMERICA PITCHERS AT NEBRASKA (5)

- 1998: Jenny Voss (1st Team)
- 2000: Leigh Ann Walker (2nd Team)
- 2004: Peaches James (2nd Team)
- 2013: Tatum Edwards (2nd Team)
- 2014: Tatum Edwards (3rd Team)





**DIANE
MILLER**



[ASSISTANT COACH]

16TH SEASON

In her 16th season in 2024, Diane Miller has helped the Huskers turn into one of the most dangerous offenses in the NCAA over her first 15 years at NU.

After orchestrating an offensive revival at Colorado State, which included setting 44 conference records and 14 school records for the Rams, Miller has produced an encore performance in Lincoln. Nebraska's offense has exploded under Miller's watch, as the Huskers have set more than 40 school records in her first 15 seasons.

Miller, who heads the offense and oversees the catchers, has helped Nebraska to a pair of NCAA Regional titles, a trip to the Women's College World Series and two Big Ten titles.

COACHING ACCOLADES

- Three-Time NFCA Midwest Region Coaching Staff of the Year (2013, 2014 & 2022)
- Coached One Conference Freshman of the Year
- Broke 44 Mountain West Conference Offensive Records at Colorado State
- Broke 14 Offensive School Records at Colorado State

COACHING ACCOLADES - HITTERS

- Coached 23 All-Region Hitters to a combined 35 All-Region Honors at NU
- Coached 42 All-Region Hitters in Her Career
- Coached 26 All-Conference Hitters to a combined 47 All-Conference Honors at Nebraska
- Coached 66 All-Conference Selections in Her Career
- Coached 6 All-American Hitters to 9 All-America Honors

COACHING ACCOLADES - CATCHERS

- Coached One NFCA Catcher of the Year
- Coached Four Catchers to Six All-Conference Honors at Nebraska
- Coached Four Catchers to Five All-Region Honors at Nebraska
- Helped Produce the First Catcher to Receive Big Ten Freshman of the Year award for Nebraska and Only Third in Conference History
- Coached Taylor Edwards to All-America Honors as a freshman, the first Husker catcher to earn All-America recognition

OFFENSIVE NOTES UNDER COACH MILLER

- Scored 300 runs or more in a season five times under Miller
- Huskers average nearly 250 runs per full season
- Average more than 5.0 runs per game in seven of the last 14 full seasons, a mark reached only twice in the first 35 seasons in program history
- Average nearly 50 home runs per full season
- Slugged 733 home runs in the past 15 seasons under Miller after hitting only 376 home runs(1995-2008) in the program's 14 seasons prior to Miller's arrival
- Each of Nebraska's all-time top-five season totals for RBIs, slugging percentage and on-base percentage
- Four of the program's all-time top-five home run seasons
- Helped set three of the top five all-time marks in batting average, runs, doubles and walks

PLAYING ACCOLADES

- Missouri Sports Hall of Fame (2015)
- Missouri Southern State Individual Hall of Fame (2003)
- Missouri Southern State Championship Team Hall of Fame (2002)
- NCAA Division II National Champion (1992)
- Three-Time Division II Second-Team All-American (1990, 1991 & 1992)
- Second-team CoSIDA Academic All-American (1992)

ADMINISTRATIVE EXPERIENCE

- NFCA Board of Directors, Assistant Coach Representative (2014-18)



CAREER COACHING STOPS

HEAD COACH

- Northwest Missouri State University (1 season: 1996)

ASSISTANT COACH

- Nebraska (16th season: 2009-present)
- Colorado State (9 seasons: 2000-08)
- Nebraska-Omaha (3 seasons: 1993-95)

NU'S OFFENSIVE TEAM BESTS UNDER MILLER

Category	Mark	Year	NU Rank
Average	.337	2015	1st
Hits	524	2015	3rd
Runs	400	2015	1st
RBIs	370	2015	1st
Walks	217	2015	1st
Home Runs	76	2022	1st
Doubles	96	2023	t-1st
On-Base Pct.	.431	2015	1st
Slugging Pct.	.523	2022	1st

NU'S OFFENSIVE INDIVIDUAL BESTS UNDER MILLER

Category	Mark	Player, Year	NU Rank
Average	.412	MJ Knighten, 2015	5th
Hits	82	MJ Knighten, 2015	4th
Runs	66	Kiki Stokes, 2015	1st
RBIs	67	Taylor Edwards, 2011	3rd
Walks	41	Two players	1st
Home Runs	21	MJ Knighten, 2016	2nd
Doubles	21	Hailey Decker, 2014	2nd
On-Base Pct.	.532	Kiki Stokes, 2015	1st
Slugging Pct.	.794	MJ Knighten, 2016	2nd

MILLER'S ALL-CONFERENCE HITTERS AT NEBRASKA (47)

- | | |
|------------------------|------------------------|
| 2009: Crystal Carwile | 2015: Steph Pasquale |
| 2009: Amanda Duran | 2015: Kiki Stokes |
| 2009: Meghan Mullin | 2016: Mattie Fowler |
| 2010: Ashley Guile | 2016: MJ Knighten |
| 2010: Nikki Haget | 2016: Kiki Stokes |
| 2010: Brooke Thomason | 2017: Kaylan Jablonski |
| 2011: Tatum Edwards | 2017: MJ Knighten |
| 2011: Taylor Edwards | 2017: Alyvia Simmons |
| 2012: Gabby Banda | 2018: Tristen Edwards |
| 2012: Courtney Breault | 2018: Kaylan Jablonski |
| 2012: Tatum Edwards | 2018: Alyvia Simmons |
| 2012: Brooke Thomason | 2019: Tristen Edwards |
| 2013: Alicia Armstrong | 2019: Alyvia Simmons |
| 2013: Jordan Bettiol | 2021: Billie Andrews |
| 2013: Courtney Breault | 2021: Tristen Edwards |
| 2013: Tatum Edwards | 2022: Billie Andrews |
| 2013: Taylor Edwards | 2022: Mya Felder |
| 2013: Brooke Thomason | 2022: Abbie Squier |
| 2014: Alicia Armstrong | 2022: Courtney Wallace |
| 2014: Hailey Decker | 2022: Cam Ybarra |
| 2014: Tatum Edwards | 2023: Billie Andrews |
| 2014: Taylor Edwards | 2023: Brooke Andrews |
| 2014: MJ Knighten | 2023: Katelyn Caneda |
| 2015: MJ Knighten | |


MILLER'S ALL-REGION HITTERS AT NEBRASKA (35)

- | | |
|------------------------|------------------------|
| 2010: Julie Brechtel | 2017: Alyvia Simmons |
| 2010: Ashley Guile | 2018: Kaylan Jablonski |
| 2010: Brooke Thomason | 2018: Alyvia Simmons |
| 2011: Taylor Edwards | 2019: Bri Cassidy |
| 2013: Tatum Edwards | 2019: Tristen Edwards |
| 2013: Brooke Thomason | 2021: Tristen Edwards |
| 2014: Tatum Edwards | 2022: Billie Andrews |
| 2014: Taylor Edwards | 2022: Mya Felder |
| 2014: Hailey Decker | 2022: Sydney Gray |
| 2015: MJ Knighten | 2022: Abbie Squier |
| 2015: Cassie McClure | 2022: Courtney Wallace |
| 2015: Steph Pasquale | 2022: Cam Ybarra |
| 2015: Kiki Stokes | 2023: Billie Andrews |
| 2015: Mattie Fowler | 2023: Brooke Andrews |
| 2015: MJ Knighten | 2023: Katelyn Caneda |
| 2015: Cassie McClure | 2023: Mya Felder |
| 2015: Kiki Stokes | |
| 2017: Kaylan Jablonski | |
| 2017: MJ Knighten | |

MILLER'S ALL-AMERICA HITTERS AT NEBRASKA (9)

- 2011: Taylor Edwards (3rd Team)
- 2013: Tatum Edwards (2nd Team)
- 2014: Taylor Edwards (1st Team)
- 2014: Tatum Edwards (3rd Team)
- 2015: Kiki Stokes (3rd Team)
- 2016: MJ Knighten (1st Team)
- 2016: Kiki Stokes (3rd Team)
- 2022: Cam Ybarra (3rd Team)
- 2023: Billie Andrews (3rd Team)





OLIVIA FERRELL

[ASSISTANT COACH]

1ST SEASON



PLAYING ACCOLADES

- Ninth-most strikeouts in Nebraska history (404)
- NFCA Second-Team All-Midwest Region (2022)
- Second-Team All-Big Ten (2022)
- Big Ten All-Tournament Team (2022)
- Three-Time Big Ten Distinguished Scholar
- Four-Time Academic All-Big Ten
- Nine-Time Member of the Nebraska Scholar-Athlete Honor Roll

Olivia Ferrell was named a full-time assistant coach in July of 2023 after serving as a graduate manager for the Huskers during the 2023 season. In her first season on the coaching staff, Ferrell helped Nebraska advance to an NCAA Regional Final.

Ferrell joined the coaching staff immediately following her playing career for the Huskers from 2018 to 2022. Ferrell pitched in 131 games over five seasons, compiling a 44-39 record with six saves, a 3.42 ERA and 404 strikeouts in 524.0 innings. At the conclusion of her career, Ferrell ranked ninth in Nebraska history in career strikeouts.

As a senior in 2022, Ferrell helped Nebraska to the first Big Ten Tournament title in program history as a member of the Big Ten All-Tournament team. She also earned second-team All-Big Ten and second-team all-region accolades as a senior. Ferrell posted a 20-7 record with two saves in 2022, finishing with a 2.00 ERA and 163 strikeouts in 171.2 innings over 36 appearances and 24 starts.

Ferrell won nine games and recorded two saves as a junior 2021 with a 3.39 ERA. In the Covid-shortened 2020 season, Ferrell earned three wins. As a sophomore in 2019, Ferrell also won three games. She made an instant impact as a freshman in 2018, finishing with a 9-8 record and two saves in 31 appearances.

Ferrell also hit for the Huskers, posting a .227 career batting average with 39 hits, nine doubles and six home runs in 172 at bats.

An Omaha native and Elkhorn South High School graduate, Ferrell received her bachelor's degree in psychology in 2021 and her masters degree in education administration in 2023. In the classroom, Ferrell was a four-time Academic All-Big Ten selection at Nebraska and a three-time Big Ten Distinguished Scholar.

SOFTBALL SUPPORT STAFF

Marquita Armstead

» Senior Woman Administrator

Erin Bohling

» Director of Softball Operations

Katie Coil

» Assistant Director of Marketing and Fan Experience

Drew Denker

» Softball Public Address Announcer

Hailey Haar

» Creative Media Specialist

Justin Harris, MD

» Orthopaedic Surgeon

Marcia LaCroix

» Softball Athletic Trainer

Lisa Kopecky

» Director of Performance Nutrition

Mandie Nocita

» Director of Video Technology, Analytics and Player Development

Cassie Oliver

» Event Operations Manager

Terri Riggins

» Project Manager/Softball Office Manager

Brian Rempe

» Custodian Leader

Nate Rohr

» Huskers Radio Network Softball Play-by-Play Announcer

Rusty Ruffcorn

» Assistant Strength Coach

Kim Schellpeper

» Associate Director of Academic Programs

Matt Smith

» Softball Communications Director/Secondary Sport Administrator

Courtney Wallace

» Student Coach

Abbie Wolfe

» Student Manager

Ryan Yetts

» Equipment Manager

Keith Zimmer

» Senior Associate AD - Life Skills/Sport Administrator



TREV ALBERTS

[DIRECTOR OF ATHLETICS]



A veteran administrator and College Football Hall of Famer, Trev Alberts is in his third year as Director of Athletics at the University of Nebraska in 2023-24. Alberts returned to his alma mater after spending 12 years at Nebraska-Omaha, guiding the program through a successful transition to the Division I level.

HUSKER ATHLETIC DIRECTORS

1928-1931	H.D. Gish
1932-1936	Dana X. Bible
1937-1942	Lawrence McCeney "Biff" Jones
1942-1947	A.J. Lewandowski
1948-1953	George "Potsy" Clark
1954-1960	J.W. "Bill" Orwig
1961*	Charles Miller & Joseph Soshnik
1962-1966	W.H. "Tippy" Dye
1967-1992	Bob Devaney
1993-2002	Bill Byrne
2003-2007	Steve Pederson
2007-2012	Tom Osborne
2013-2017	Shawn Eichorst
2017-2021	Bill Moos
2021-pres.	Trev Alberts

*Interim Co-Directors

In his first season at Nebraska in 2021-22, Alberts helped the Huskers navigate the ever-changing landscape of Name, Image and Likeness guidelines for the benefit of Nebraska student-athletes. He led the development of the N-Vest Nebraska program to award \$5,980 per year to student-athletes who meet academic benchmarks. Alberts also spearheaded the charge to complete the fundraising for Nebraska's Go Big Project, which will provide Nebraska football with a new facility scheduled to open this fall. The project will also house academic, life skills, nutrition and support

services for all Nebraska student-athletes.

A tireless worker who puts both the interests of student-athletes and fans first, Alberts helped orchestrate a qualitative survey of Nebraska's fan base to help shape the future of Memorial Stadium's game-day atmosphere. Alberts has also focused much of his time on developing the first strategic plan for Nebraska Athletics in 15 years. He has also committed himself to providing intense support and a unifying vision for Nebraska's coaches across all sports.

He continued to make a mark on Nebraska Athletics in his second year. Alberts conducted a thorough, nationwide search for a new leader for the Husker football program in the fall of 2022 that resulted in the hiring of Matt Rhule as Nebraska's new head coach. Rhule has a proven track record as a program builder at the college level, winning conference championships at both Temple and Baylor. Since his hiring, Rhule has energized the Nebraska fan base and attracted a top-25 recruiting class to the Husker program.

Alberts also spearheaded a new 15-year multimedia rights agreement between Nebraska Athletics and Playfly Sports, an emerging leader in sports marketing, media and technology. The partnership is one of the nation's most comprehensive multimedia rights agreements and has a total value of \$301 million for Nebraska over the life of the contract.

Nebraska's athletic achievements in 2022-23 included NCAA top-10 finishes by wrestling, rifle, bowling, women's outdoor track and field, men's gymnastics and men's indoor track and field. In all, 10 Husker teams posted top-20 national finishes, while the men's track team captured the Big Ten outdoor title under first-year coach Justin St. Clair.

Academically, Nebraska student-athletes continued to shine with a school-record 95 percent graduation rate across all sports for the second straight year. All of Nebraska's programs had at least an 88 percent GSR score in the most recent report.

Alberts' impact on college athletics stretches beyond the Nebraska campus. A respected leader at the Big Ten and national level, Alberts serves on both the NCAA's Division I Football Oversight Committee and the NCAA Division I Competition Committee.

Alberts' tenure leading UNO athletics was marked by successes in competition and in academics; by transitioning the university's athletic programs to NCAA Division I in 2011; and by establishing new homes for many UNO athletic teams, including Baxter Arena, the Maverick Park baseball/softball complex and the soccer pitch at Caniglia Field.

Alberts took the bold step in announcing that Omaha would reclassify from Division II to Division I in all sports in 2011 while simultaneously securing conference affiliation with the Summit League for all of the department's then-Division II programs. His vision for UNO's reclassifying teams was demonstrated even before the four-year transition period had ended. The Omaha baseball team won back-to-back Summit League regular-season championships in 2013 and 2014, while the men's basketball team made its first Division I postseason appearance in 2014 with a berth in the CollegeInsider.com Postseason Tournament.

During UNO's time in the Division I ranks under Alberts tenure, the Mavericks had six teams and four student-athletes qualify for the NCAA Tournament, including hockey advancing to the Frozen Four in 2015 and men's soccer reaching the second round of the NCAA Tournament in the spring of 2021. He also expanded opportunities, adding men's golf and men's soccer in 2011, and Omaha began a men's swimming and diving program in 2021-22.

Throughout his tenure in Omaha, Alberts was focused on enhancing the student-athlete experience, including the construction and staffing of the Hamilton Academic Excellence Room and the development of the Ethel S. Abbott Student-Athlete Development Wing. Those efforts paid off in Nebraska-Omaha student-athletes posting consistent collective semester grade point averages above 3.3 for 18 consecutive semesters, including at least a 3.5 in each of his final three semesters.

The facilities around Omaha Athletics received a major uplift during his tenure. Maverick Park opened in March of 2021 to rave reviews as the home to the Mavericks' baseball and softball programs. Funding for the complex, which includes a 1,500-seat baseball facility and a 650-seat softball facility, were raised privately and provided both programs a permanent on-campus home for the first time.

Another crowning achievement was the opening of Baxter Arena in 2015. Alberts directed efforts to secure community support and funding to build the on-campus arena, which allowed the nationally prominent hockey program to play on campus and also serve as the home of the men's and women's basketball and volleyball programs. Caniglia Field underwent renovations in 2012, making it one of the finest collegiate soccer facilities in the country, highlighted by a FIFA 2-star rated playing surface and one of the largest LED videoboards in a soccer-only college facility.

Alberts' work on behalf of hockey, UNO's established Division I sport, also paid dividends. He successfully guided the Mavericks into the new National Collegiate Hockey Conference in 2013-14. The following year, Omaha reached the 2015 NCAA Frozen Four.

In addition, Alberts and his team led Omaha Athletics into a partnership with Learfield, a national leader in the marketing of collegiate athletics, and developed Omaha Sports Properties. As the exclusive corporate sponsorship sales unit for UNO Athletics, Omaha Sports Properties further enhanced revenue and increased brand prominence locally, regionally and nationally.

As part of UNO's reclassification to Division I, Alberts oversaw the rebranding of UNO athletics with new primary and secondary logos and a greater focus on strengthening the Maverick brand both regionally and nationally.

As a student-athlete, Alberts was an All-American on and off the football field as a Husker Blackshirt. He was Nebraska's first Butkus Award winner in 1993, helping Coach Tom Osborne's Huskers to an undefeated regular season and an Orange Bowl appearance against Florida State. A first-team All-American by every major publication in 1993, he was also the Football News National Defensive Player of the Year, the Big Eight Male Athlete of the Year, and the Big Eight Defensive Player of the Year. His No. 34 jersey was retired at the 1994 Red-White Spring Game. In 2015, he was elected to the College Football Hall of Fame.

Off the field, Alberts earned the NCAA's highest honor, The Today's Top Six Award. A three-time Academic All-Big Eight honoree, he was an Academic All-American in 1993. He graduated from Nebraska before his senior season.

Alberts was the fifth pick in the 1994 NFL Draft by the Indianapolis Colts and played for the Colts until 1996. Following his NFL career, he served as an analyst on college and professional football games for major national networks, including ESPN, CNN/SI and CBS Sports Network.

Alberts and his wife Angela have three children – Chase (and his wife, Cassie), Ashtynne and Breanna, and one grandson, Walker John.

UNIVERSITY ADMINISTRATION



**RODNEY
BENNETT**

[CHANCELLOR]



**SCOTT
FUESS JR.**

[FACULTY ATHLETICS REPRESENTATIVE]



Dr. Rodney D. Bennett is the 21st chancellor of the University of Nebraska–Lincoln, Nebraska’s flagship, Land-Grant and Big Ten institution. He is a 30-year veteran of higher education with a track record of growing research, increasing student success and building impactful partnerships.

Scott M. Fuess Jr. is in his fourth year as Nebraska’s Faculty Athletics Representative, having started on July 1, 2020.

As faculty athletics representative, Fuess serves as a liaison between the Office of the Chancellor and Athletic Department. He also serves on the Athletic Department’s Executive Staff. His areas of focus in the role include the welfare of student-athletes, NCAA and Big Ten Conference compliance, maintaining the positive relationship between athletics and faculty, developing and responding to NCAA legislative proposals and representing the university at related NCAA and Big Ten Conference meetings.

UNL CHANCELLORS

1871-1876	Allen R. Benton
1876-1882	Edmund B. Fairfield
1884-1888	J. Irving Manatt
1888-1891	Charles E. Bessey
1891-1895	James H. Canfield
1895-1899	George E. MacLean
1900-1908	E. Benjamin Andrews
1908-1927	Samuel Avery
1927-1938	Edgar A. Burnett
1938-1946	Chauncey S. Boucher
1947-1953	Reuben G. Gustavson
1953-1954	John K. Selleck*
1954-1968	Clifford Hardin
1968-1971	Joseph Soshnik
1972-1975	James H. Zumberge
1975-1976	Adam C. Breckenridge*
1976-1980	Roy A. Young
1980-1981	Robert H. Rutford*
1981-1991	Martin A. Massengale
1991-1991	Jack Goebel*
1991-1995	Graham B. Spanier
1995-1996	Joan R. Leitzel*
1996-2000	James Moeser
2000-2016	Harvey S. Perlman
2016-2023	Ronnie Green
2023-pres.	Rodney Bennett

* Interim Chancellor

Chancellor Bennett came to Nebraska after nine years of successful leadership at the University of Southern Mississippi. During his tenure as president, USM was reclassified from a Carnegie R2 to an R1 university, signaling growth in research prestige and funding. He also invested in programs to support student recruitment, retention and outcomes, including for the 30 percent of USM’s first-generation students. His efforts led to an improvement in the university’s six-year graduation rate.

While at USM, Dr. Bennett established new faculty positions in high-growth areas and increased the average salary for full-time faculty; oversaw \$300 million in facilities work; and launched the largest fundraising campaign in the University of Southern Mississippi’s history. He was a

strong champion of athletics, investing in new facilities and programs to support student-athletes, including a dedicated mental health counselor to serve student-athletes. Throughout his time as president, he brought a conservative approach to budget management, meeting or exceeding the budgetary goals set by the Mississippi Institutions of Higher Learning Board of Trustees.

Prior to his role at Southern Miss, Dr. Bennett served at the University of Georgia for more than a decade. He was the senior administrator for student programs and services for Georgia’s 34,000-plus students; oversaw \$150 million in capital projects; and made key staff and programmatic investments in extracurriculars, mental health programs and other areas to better support students.

Dr. Bennett also has been the dean of students at Winthrop in Rock Hill, South Carolina, and associate dean of student life at Middle Tennessee State.

Chancellor Bennett values community leadership and service. He has served on numerous boards, including the Mississippi Aquarium, Northeast Georgia Girl Scouts of America, Catholic Health East (Philadelphia), and St. Mary’s Health Care System in Athens, Georgia. He is a member of Kappa Alpha Psi fraternity and Past Sire Archon for Sigma Pi Phi fraternity, The Boulé.

Dr. Bennett earned a bachelor’s degree in mass communication (1990), a master’s degree in educational administration (1992), and an education specialist degree (1993) from Middle Tennessee State. He earned his Doctor of Education degree from Tennessee State (1996).

He and his wife, Temple, are the parents of two adult daughters, Colby and Logan.

NEBRASKA BOARD OF REGENTS

The Board of Regents consists of eight voting members elected by district for six-year terms, and four non-voting student Regents, one from each campus, who serve during their tenure as student body president. The board supervises the general operations of the university, and the control and direction of all expenditures. The board also includes a corporation secretary who manages all records including agendas, minutes, notices, policies and bylaws. Those documents can be found on the web at nebraska.edu/board/.

The board meets regularly, primarily in Lincoln but also in Omaha and greater Nebraska. Persons wishing to provide information to the board or to appear before it should contact: Corporation Secretary, University of Nebraska, Varner Hall, 3835 Holdrege, Lincoln, NE 68583.



Timothy Clare
District 1



Jack Stark
District 2



Jim Scheer
District 3



Elizabeth O'Connor
District 4



Robert Schafer
District 5



Paul Kenney
District 6



Kathy Wilmot
District 7



Barbara Weitz
District 8



Katie Schultis
Nebraska-Medical Center



Temo Molina
Nebraska-Kearney



Paul Pechous
Nebraska-Lincoln



Hakim Lotoro
Nebraska-Omaha



BILLIE ANDREWS

#6

[SENIOR » INF]

5-8 | R/R | GRETNA, NEB.

HONORS & AWARDS

- Team Captain (2024)
- NFCA Third-Team All-American (2023)
- NFCA First-Team All-Midwest Region (2023)
- NFCA Third-Team All-Midwest Region (2022)
- Two-Time First-Team All-Big Ten (2021, 2023)
- Second-Team All-Big Ten (2022)
- Big Ten All-Freshman Team (2021)
- Nebraska Female Athlete of the Year (All Sports, 2022)
- Academic All-District First Team (2022, 2023)
- Academic All-Big Ten (2022, 2023)
- Big Ten Player of the Week (March 8, 2022)
- Four-Time Big Ten Freshman of the Week (2021)
- Six-Time Nebraska Scholar-Athlete Honor Roll
- Nebraska Gold Academic Medallion (2022, 2023)
- Tom Osborne Citizenship Team (2021, 2022, 2023)

NEBRASKA RECORDS

- Walks (Game): 4, twice
- Home Runs (by a Sophomore): 20 in 2022

2023 SEASON

- Started all 58 games at shortstop en route to first-team all-conference, first-team all-region and third-team All-America honors
- Ranked second in home runs (16) and fourth in hits (67) and runs scored (50) in the Big Ten Conference
- Finished in the top 30 in the NCAA in total bases (18th), extra-base hits (19th) and home runs (27th)
- Recorded 23 multi-hit games
- Held a .377 batting average in 22 games against NCAA Tournament teams, finishing with six doubles, eight home runs, an .812 slugging percentage and a 1.269 OPS
- Had seven hits including a double and two home runs while tallying five RBIs at the Houston Invitational
- Hit a team-best .385 with three homers and four RBIs at the Clearwater Invitational which included four games against top-eight opponents
- Added eight hits with two doubles and two home runs while tallying six RBIs at the Hillenbrand Invitational
- Finished 2-for-4 in game two against Iowa with a homer and three runs
- Hit .545 with six hits and a double in the series sweep over Indiana
- Had three homers in a three-game series at No. 22 Northwestern
- Hit .500 with four hits and one home run in the Ohio State series
- Opened the NCAA Regional with a 2-for-3 performance with two runs against No. 22 Wichita State
- Hit a two-run homer against UMBC to help the Huskers survive the elimination game at the NCAA Regional
- No. 8 on D1Softball's Top 10 Preseason Shortstops
- No. 45 on Softball America's Top 100 Preseason Player to Watch list
- Preseason Third-Team All-American by Softball America
- No. 46 on Extra Innings' Top 100 Preseason Player to Watch list
- No. 8 on Extra Innings' Preseason Shortstop Player to Watch list
- No. 58 on D1Softball's Top 100 Preseason Player to Watch list

2022 SEASON

- Started all 57 games at shortstop
- Ranked second in home runs (20), third in walks (37), and fourth in runs scored (54) in the Big Ten Conference
- Finished the season ranked 13th in the NCAA in total home runs (20)
- Had two home runs in the season opener against Omaha
- Hit .357 the opening weekend at the UNI Dome Classic with five hits and four runs including two homers and four RBIs
- Held a .471 batting average at the Troy Cox Classic with four home runs, including a grand slam, and 7 RBIs
- Tallied one home run and three RBIs in the series against Kansas
- Had at least one home run per game in the home opening series against Wichita State and South Dakota State
- Smashed a home run in five consecutive games From Feb. 28-March 5
- Tallied nine hits, two homers and eight RBIs at the Cal State Fullerton/Long Beach State Tournament
- Added three hits including two homers at the Rock Chalk Challenge
- Homered in game two at No. 19 Michigan to help secure the come-from-behind win
- Had a 23 game hitting streak (Feb. 12 - March 19)
- Tied to the school record twice in the Rutgers series after drawing four walks in a single game (Game 1 and Game 2)
- Finished 5-for-11 at the Michigan State series with 3 RBIs
- Added a single and a home run with four RBIs in the doubleheader against Iowa
- Added two hits and one RBI at the Wisconsin series
- Hit .400 in the Indiana series with four hits including one double and one RBI
- Added a two-run double against Penn State at the Big Ten Tournament
- Added one hit and one run against North Texas in Game One of NCAA Regionals
- Recorded a two-run homer against No. 7 Oklahoma State in Game Two of the NCAA Regional

2021 SEASON

- Was 1 of only 2 freshmen named to the 18-player All-Big Ten First Team
- Was the first Husker freshman to be a first-team All-Big Ten selection
- Became the 11th Husker freshman to earn first-team all-conference honors
- Was the first Husker to make the Big Ten All-Freshman Team, which began in 2018
- 4-time Big Ten Freshman of the Week (4th-most awards in Big Ten history)
- 1 of 4 players to win 3 straight Big Ten Freshman of the Week awards
- Started all 44 games at shortstop
- Was the only player in the Big Ten Conference to score 30 runs and drive in 30 runs during the regular season
- In the regular season, ranked 5th in the Big Ten in RBIs (31), 6th in runs (32) and 7th in home runs (7)
- Led all Big Ten freshmen in hits, runs and RBIs while ranking second in home runs and slugging percentage and third in average and steals
- Led Nebraska in hits, runs, RBIs, triples and stolen bases while tying for the team lead in home runs
- Also led the team with 11 multi-hit games and nine multi-RBI games
- Produced a 12-game hitting streak, the longest by a Husker in 2021
- Had the game-winning two-out, two-run single in the bottom of the sixth inning of Nebraska's 4-2 win vs. Indiana
- Marked her first career hit and RBI
- Had two hits, her first two career runs, two RBIs and three steals in the Michigan State doubleheader
- Drove in one of Nebraska's two runs in game two vs. Ohio State and scored the game-winning run in the 2-1 victory

CAREER STATS

Year	AVG	GP-GS	AB	R	H	2B	3B	HR	RBI	TB	SLG%	BB	HBP	SO	OB%	SF-SH	SB-ATT	FLD%
2021	.317	44-44	142	32	45	4	2	7	31	74	.521	11	2	30	.367	3-1	10-14	.912
2022	.330	57-57	179	54	59	7	1	20	51	128	.715	37	1	34	.443	2-4	18-20	.925
2023	.354	58-58	189	50	67	13	0	16	30	128	.677	28	2	30	.441	1-1	6-6	.945
Total	.335	159-159	510	136	171	24	3	43	112	330	.647	76	5	94	.422	6-6	34-40	.928

- Had two hits, a double, two runs and two RBIs in the Purdue series
- Went 10-for-15 with two triples, a homer, five RBIs and six runs in the Penn State series, recording multiple hits all four games
- Was named the Big Ten Freshman of the Week for her performance
- Had her first multi-hit game and first career triple as part of a 2-for-3 performance in game one vs. Penn State
- Went 5-for-7 with another triple, her first career home run, four RBIs and four runs scored in the Penn State doubleheader
- Was 3-for-5 with a run and RBI in the series finale
- Went 7-for-15 (.467) with two doubles, a homer, four runs and three RBIs in the Rutgers series, recording a hit and run in all four games
- Was named the Big Ten Freshman of the Week for her performance
- Was 4-for-5 with a double and two RBIs in game one
- Had a hit and a run in each of the final three games against Rutgers, including a go-ahead home run in the sixth inning of the series finale
- Had four hits, four runs and four RBIs in the series win over Illinois
- Went 2-for-3 with two home runs and three RBIs in the third game of the series, her first career multi-hit game
- Marked the final game of her career-best 12-game hitting streak
- Went 2-for-3 with a double, a walk in two RBIs in game one of the Wisconsin doubleheader
- Was 6-for-11 (.545) with three homers and six RBIs in the Maryland series
- Had a hit, a run and an RBI in all four games
- Went 1-for-3 with a home run in game one vs. the Terrapins
- Was 4-for-6 with another homer and four RBIs in a doubleheader the next day that included the game-winning two-run single in game two
- Homered for the third time in the series in game four
- Earned her fourth Big Ten Freshman of the Week award for her performance against Maryland
- Had a hit in each of the final three games of the Iowa series
- Was 6-for-13 with three RBIs in the Northwestern series
- Went 2-for-3 with a walk in the Huskers' game three win
- Was 3-for-4 with a pair of RBIs in the season finale at Northwestern

BEFORE NEBRASKA

- Was a four-year letterwinner for Gretna High School in Gretna, Neb.
- Played 116 total games and finished her career with a .434 batting average, a 1.200 slugging percentage and a .625 on-base percentage
- Had 147 hits, 24 doubles, 12 triples, 57 home runs, 139 RBIs, 159 runs and 59 stolen bases
- Set several school records, including career triples, career and season home runs, season RBIs, career and season runs scored, career and season walks, career on-base percentage and career and single-season stolen bases
- Was a four-time all-conference pick
- Named to the Lincoln Journal Star Super-State and the Omaha World-Herald All-Nebraska Teams all four years, which included first-team honors as a sophomore, junior and senior
- Was the Omaha World-Herald All-Nebraska Honorary Captain in 2018
- Helped Gretna win a district title each of her four years and led the Dragons to four state tournaments, despite moving from Class B to Class A prior to the 2018 season
- Helped the Dragons to a third-place state finish after just the program's second year in Class A as a senior
- Named the Offensive MVP, the Team MVP and earned the Leadership Award from her team as a senior
- Helped Gretna finish third at the Class B State championships after a runner-up finish the year before in 2017
- Played travel ball for the Nebraska Gold under coaches Larry Swift, Chad Perkins, Chad Marshall and Mark Nuismer

PERSONAL

- Born on March 15, 2002
- Is the daughter of Christopher and Barbara Andrews
- Is majoring in graphic design
- Has one brother, Todd
- Has two sisters, Nicole and Brooke
- Brooke is also on the Nebraska softball team



BROOKE ANDREWS

#27

[SENIOR » OF]

5-8 | R/R | GRETNA, NEB.

HONORS & AWARDS

- NFCA Second-Team All-Midwest Region (2023)
- First-Team All-Big Ten (2023)
- Big Ten Player of the Week (April 17, 2023)
- Academic All-Big Ten (2021, 2022, 2023)
- Seven-Time Nebraska Scholar-Athlete Honor Roll
- Nebraska Bronze Academic Medallion (2021, 2022, 2023)
- Tom Osborne Citizenship Team (2021, 2022, 2023)

2023 SEASON

- Started 57 games for Nebraska including starts at right field, center field and third base
- Set career highs for runs (34), hits (52), doubles (9), home runs (11), RBI (45), slugging percentage (.575) and on-base percentage (.366)
- Opened the season with three hits and three runs at the Houston Invitational
- Recorded a home run against No. 4 Arkansas at the Clearwater Invitational
- Hit a home run in the win over New Mexico State (Feb. 24)
- Smashed a two-run home run in the win over No. 16 Arizona (March 4)
- Had a .400 batting average at the Hillenbrand Invitational with six hits including two doubles, one home run and five RBIs
- Hit a game-winning three-run homer against Iowa State
- Smashed a game-winning three-run homer against Purdue (game one)
- Hit .571 in the Iowa series with four hits including two homers and a double
- Went 3-for-8 with one home run and three RBIs in the Maryland series
- Led the team with a .600 batting average with six hits including two doubles and a homer in the Indiana series sweep

2022 SEASON

- Played in 55 games and started 35 games
- Had then-career-highs in runs (27), hits (27), doubles (6), home runs (5) and RBIs (16)
- Opened the season with four hits including two doubles at the UNI-Dome Classic
- Started all five games at the UNI-Dome Classic at second base
- Added three hits and four runs at the Troy Cox Classic while starting all five games in center field
- Notched her first home run at Bowlin Stadium against Wichita State on March 3
- Hit a homer in the win against Boston University
- Had three hits including a triple at San Diego
- Pinch-hit in game one of Rutgers series, notching a three-run homer
- Added a double and a home run in the doubleheader against Iowa with two RBIs
- Was 3-for-8 in the Minnesota series with one homer and three RBI
- Added one hit and one run against North Texas in game one of the NCAA Regional
- Recorded a run in the game against No. 7 Oklahoma State in game two of the NCAA Regional

2021 SEASON

- Started 31 games, including her first 30 career starts at third base
- Started Nebraska's final 28 games at third base
- Also earned her first career start as the designated player
- Scored her first run as a pinch runner in the opener against Indiana
- Also scored a run off the bench in game two vs. Michigan State
- Went 1-for-3 in a start against No. 23 Michigan
- Scored a run in both games of the Penn State doubleheader
- Had two homers, four hits and six RBIs in the Rutgers series
- Went 2-for-3 with her first two career home runs and a career-high five RBIs in game one
- Then was 2-for-4 with a double and an RBI in game two
- Went 2-for-6 with a double, a run and two RBIs in the Illinois doubleheader
- Was 4-for-11 in the series at No. 24 Minnesota with a pair of two-hit games
- Went 2-for-4 with an RBI and her first career triple in game one
- Was 2-for-3 with a run in Nebraska's win in the series finale
- Went 3-for-4 with two doubles and three RBIs in game one of the Wisconsin doubleheader, setting career highs in hits and doubles
- Went 5-for-10 in the Northwestern series with a double and home run
- Had a hit in all four games of the series, including two hits in game one and extra-base hits in games three and four

2020 SEASON

- Season was cut short due to the Coronavirus pandemic
- Made 18 overall appearances with 14 starts at shortstop
- Hit .273 with two runs, nine hits, one double and three RBIs
- Made her first career start in the season opener against NM State, getting the start at shortstop
- Recorded her first career hit and RBI against Bradley, coming in as a pinch hitter
- Went 2-for-4 with one RBI in game two against UTEP
- Had an RBI in game one against Georgia Tech at the Big Ten/ACC Challenge
- Went 2-for-3 in game two against the Yellow Jackets
- Had one hit in game two against Boston College
- Had one hit against No. 3 Oklahoma at the Mary Nutter Classic
- Had one hit in the win against No. 21/23 Missouri
- Drew a walk and scored one run in the win against Wichita State
- Went 1-for-2 against New Mexico State at the ASU Invitational

BEFORE NEBRASKA

- Was a four-year varsity starter and letterwinner for Gretna High School and helped her team to four district titles and four state appearances
- Was a four-time all-conference honoree and helped the Dragons win the Class B state title as a freshman and helped them to a runner-up finish as a sophomore
- Finished third in the state as a junior and helped the team to a fifth-place finish as a senior even though Gretna moved up to Class A
- Played 110 games for the Dragons and finished her career with a .445 batting average, which included a .542 as a senior
- Scored 147 career runs and drove in 130 more
- Had 52 stolen bases and 36 career homers
- Honored by the Lincoln Journal Star and the Omaha World-Herald three times as one of the top players in her class
- Was honored as one of the top players in the state across all classes by being named to the Lincoln Journal Star Super State Team and the Omaha World-Herald All-Nebraska Team as a senior
- Played club for Nebraska Gold

PERSONAL

- Majoring in psychology
- Daughter of Chris and Barb Andrews
- Was born on Dec. 27, 2000
- Has two older siblings, Nicole and Todd, and one younger sister, Billie
- Billie is also on the Nebraska softball team

CAREER STATS

Year	AVG	GP-GS	AB	R	H	2B	3B	HR	RBI	TB	SLG%	BB	HBP	SO	OB%	SF-SH	SB-ATT	FLD%
2020	.273	18-14	33	2	9	1	0	0	3	10	.303	1	1	12	.314	0-0	1-1	.904
2021	.256	38-31	78	13	20	5	1	3	14	36	.462	6	2	10	.322	1-0	2-6	.920
2022	.248	55-35	109	27	27	6	1	5	16	50	.459	11	1	23	.322	0-2	4-4	.949
2023	.311	58-57	167	34	52	9	1	11	45	96	.575	11	4	27	.366	1-0	3-3	.939
Total	.279	169-137	387	76	108	21	3	19	78	192	.496	29	8	72	.340	2-2	10-14	.926



PEYTON CODY

#18

[SENIOR » C/UTL]

5-9 | R/R | MISSION VIEJO, CALIF.

HONORS & AWARDS

- NFCA Third-Team All-Great Lakes Region (2019)
- Big East Co-Freshman of the Year (2019)
- First-Team All-Big East (2019)
- 1 of 25 Finalists for NFCA Freshman of the Year (2019)
- Three-Time Big East All-Academic Team Selection

CAREER CAPSULE

- Spent five years at St. John's before transferring to Nebraska
- Played in 149 games with 139 career starts
- Hit .316 with 29 doubles, 20 homers and 100 RBIs

2023 SEASON (AT ST. JOHN'S)

- Played in 44 games with 40 starts
- Hit .316 with nine doubles, eight homers and 27 RBIs
- Hit .317 in conference play
- Finished second on the team with eight multi-RBI games

2022 SEASON (AT ST. JOHN'S)

- Played in seven games with seven starts before a season-ending injury

2021 SEASON (AT ST. JOHN'S)

- Played in 30 games with 28 starts
- Hit .309 with seven doubles, five homers and 21 RBIs

2020 SEASON (AT ST. JOHN'S)

- Played in 22 games with 21 starts before the season was canceled
- Hit .250 with one double, one homer and seven RBIs
- Led the team in RBIs and multi-RBI games (5)
- Opened the year with a seven-game hitting streak

2019 SEASON (AT ST. JOHN'S)

- Played in 46 games with 43 starts
- Was a third-team all-region honoree
- Was the Big East Co-Freshman of the Year
- Was also a first-team All-Big East selection
- 1 of 2 freshman on the All-Big East first team
- Was one of 25 finalists for NFCA Freshman of the Year
- Hit .375 with 12 doubles, six homers and 45 RBIs
- Led the team in doubles and RBIs

BEFORE COLLEGE

- Played for Mission Viejo High School
- Was the team's Offensive Player of the Year as a senior
- Member of the CIF championship team as a sophomore
- Had the game-winning RBI in the championship game

PERSONAL

- Born on September 18, 2000
- Earned her bachelor's degree in business from St. John's in 2022
- Earned her master's degree in business management from St. John's in 2023
- Daughter of Kim and Bobby Cody

CAREER STATS

Year	AVG	GP-GS	AB	R	H	2B	3B	HR	RBI	TB	SLG%	BB	HBP	SO	OB%	SF-SH	SB-ATT	FLD%
2019 [^]	.375	46-43	136	31	51	12	1	6	45	83	.610	5	0	22	.386	4-2	4-4	.966
2020 [^]	.250	22-21	60	8	15	1	1	1	7	21	.350	1	0	12	.258	1-0	2-3	.900
2021 [^]	.309	30-28	94	12	29	7	1	5	21	53	.564	8	0	22	.327	3-1	4-4	.947
2022 [^]	.118	7-7	17	0	2	0	0	0	0	2	.118	1	0	2	.167	0-0	0-1	.800
2023 [^]	.316	44-40	117	17	37	9	0	8	27	70	.598	8	0	22	.352	3-1	2-2	.903
Total	.316	149-139	424	68	134	29	3	20	100	229	.540	18	0	74	.337	9-3	12-14	938

[^] at St. John's



**SYDNEY
GRAY**

#7

[SENIOR » INF]

5-5 | R/R | TUCSON, ARIZ.

HONORS & AWARDS

- Academic All-Big Ten (2022, 2023)
- NFCA Third-Team All-Midwest Region (2022)
- Nebraska Gold Academic Medallion (2022)
- Co-Big Ten Player of the Week (Feb. 21, 2022)
- Big Ten Distinguished Scholar (2022, 2023)
- Academic All-District (2023)
- Six-Time Nebraska Scholar-Athlete Honor Roll Member
- Tom Osborne Citizenship Team (2021, 2022, 2023)

2023 SEASON

- Started 53 games at third base
- Had two hits including a double and three RBIs at the Houston Invitational
- Tallied a hit and a run in the win over CSU Bakersfield
- Had one hit with two RBIs and two runs in the win over New Mexico
- Added two hits including a double in the win at No. 16 Arizona
- Hit a team-best .500 at the Hillenbrand Invitational with six hits including two doubles and two RBI
- Finished .500 in the opening series against Purdue with four hits and three RBIs
- Added three hits and two RBIs in the Iowa series
- Hit .500 with six hits including one double, two home runs and four RBIs in the series sweep at Indiana
- Finished with four hits including a double and a home run in the series against Ohio State
- Added four hits including a double, one run and one RBI at the NCAA Stillwater Regional
- No. 14 on Extra Innings Preseason Third Base Player to Watch List

2022 SEASON

- Started all 57 games at third base
- Finished with one hit and one RBI in the Big Ten Tournament Championship game against No. 23 Michigan
- Tallied a run against Ohio State at the Big Ten Tournament
- Added a hit and an RBI against Penn State at the Big Ten Tournament
- Finished with four hits including a home run and two RBIs in the Indiana series
- Tallied two hits including a home run and three RBIs at the Ohio State series
- Went 4-for-10 at the Wisconsin series with one double and one RBI
- Added two hits with one homer and two RBIs in the Minnesota series
- Went 4-for-5 in the doubleheader against Iowa with a double and one RBI
- Added two hits with a triple and two RBIs at the Michigan State series
- Had three hits including a double and three RBIs in the Rutgers series
- Helped the Huskers to a win over No. 19 Michigan with a homer in game two
- Added three hits at the Rock Chalk Challenge
- Tallied six hits, three doubles and four RBIs at the Cal State Fullerton/Long Beach State Tournament
- Had five hits and two RBIs in the home opening weekend against South Dakota State and Wichita State
- Hit a homer in the win against South Dakota State
- Added four hits and one RBI in the three-game series at Kansas
- Tallied four home runs and 10 RBIs at the Troy Cox Classic
- Named Co-Big Ten Player of the Week after the Troy Cox Classic
- Started all five games at the UNI-Dome Classic at third base
- Was 3-for-3 against Drake recording one double, one home run and five RBIs

CAREER STATS

Year	AVG	GP-GS	AB	R	H	2B	3B	HR	RBI	TB	SLG%	BB	HBP	SO	OB%	SF-SH	SB-ATT	FLD%
2021	.366	15-14	41	8	15	5	0	1	8	23	.561	1	0	10	.381	0-1	1-1	.941
2022	.313	57-57	182	32	57	8	1	11	44	100	.549	26	0	26	.399	1-1	1-1	.939
2023	.277	53-53	148	30	41	7	0	4	22	60	.405	17	3	23	.355	4-0	1-1	.940
Total	.305	125-124	371	70	113	20	1	16	74	183	.493	44	3	58	.379	4-1	3-3	.939

2021 SEASON

- Suffered a season-ending injury in the series finale against Penn State
- Started 14 of Nebraska's 16 games at third base prior to her injury
- At the time of her injury, led the Huskers with five multi-hit games and ranked second on the team with 13 hits and four doubles
- Went 2-for-4 with an RBI in the win vs. Michigan State
- Recorded her first career hit, run and RBI in the win
- Went 2-for-4 with a pair of RBIs in the win over No. 23 Michigan
- Fouled off four 0-2 pitches before delivering the walk-off two-out, two-run single with two outs in the bottom of the eighth inning
- Went 4-for-6 with a pair of doubles in the final two games against Purdue
- Went 3-for-3 with a double in the series finale against the Boilermakers
- Was 7-for-12 with three doubles, a homer, six runs scored and five RBIs in the Penn State series
- Went 2-for-3 with two runs and her first career home run in game one
- Was 3-for-6 with two doubles, three RBIs and two runs the next day in a doubleheader
- Went 2-for-3 with a double, two runs and an RBI in the series finale before exiting the game in the seventh inning with an injury
- Was 13-for-25 (.520) over her final eight games with five doubles, one homer, seven runs and seven RBIs

BEFORE NEBRASKA

- Played four seasons for Sabino High School in Tucson, Ariz.
- Hit .503 and slugged .884, with 153 hits, 153 runs, 87 RBIs, 36 doubles, 16 triples and 16 homers in her prep career
- Hit a career-best .550 as a senior through 11 games before the season ended early due to the Coronavirus pandemic
- Also slugged .825 and had 15 runs, 22 hits, 13 RBIs, 6 doubles, one triple and one homer in 2020
- Helped her team claim the Arizona 3A State title as a junior
- Batted .494 and slugged .949 with 39 hits, seven home runs and 24 RBIs in 2019
- Was a first-team all-conference and all-region honoree and was named to the Southern Arizona All-Star team as a junior
- Was a second-team all-conference honoree and a first-team all-region pick in 2018
- Batted .458, with an on-base percentage of .527 as a sophomore
- Named a first-team all-region and all-conference honoree as a freshman
- Was named the 3A Region Player of the Year, the 3A Offensive Player of the Year and the Conference Defensive Player of the Year as a freshman
- Was also named to the Southern Arizona all-freshman team
- Played travel ball for the Arizona Desert Thunder, the same club team as former Husker Mattie Fowler and fellow Husker Caitlynn Neal
- Was coached by Kelly Fowler, Kenzie Fowler Quinn and Larry Neal
- Kenzie Fowler Quinn was a former NFCA All-American for Arizona

PERSONAL

- Born on April 6, 2002
- Is a finance major
- Is the daughter of Lori Gray, Kory Gray and stepmother Lara Scott
- Has one sister Carly, who played softball at Regis University (Colo.) and one step-sister, Greta Abend
- Sydney's mother Lori is from Omaha and graduated from Burke High School



SARAH HARNESS

#2

[SENIOR » RHP]

5-9 | R/R | BOWLING GREEN, MO.

2020 SEASON (AT SOUTHERN ILLINOIS)

- Two-time MVC Pitcher of the Week
- Two-time MVC Newcomer of the Week
- Made 15 appearances in the circle including eight starts
- led MVC in wins (9) and finished second in innings pitched (71.0) and strikeouts (76)
- Threw 25.2 consecutive scoreless innings to end the 2020 season

BEFORE COLLEGE

- Named to three-straight All-State teams, including back-to-back turns on the All-State First Team
- Helped the Bowling Green Lady Cats win back-to-back Missouri State Championships
- Four-time All-District and All-Region honoree
- Held a 59-9 career record in the circle with a 0.83 career ERA
- Played travel ball for the Illinois Force

PERSONAL

- Born on Sept. 28, 2000
- Daughter of Cecil Harness Jr. and Marlee Keele
- Has two siblings
- Majoring in child, youth and family studies

HONORS & AWARDS

Big Ten Pitcher of the Week (Feb. 27, 2023)
 Nebraska Scholar-Athlete Honor Roll (Fall 2022)
 Tom Osborne Citizenship Team (2023)
 All-MVC First Team (2022)
 NFCA All-Mideast Region Second Team (2021)
 All-MVC Second Team (2021)
 MVC Tournament MVP (2021)
 MVC Scholar-Athlete First Team (2021)
 Seven-time MVC Pitcher of the Week
 Two-time MVC Newcomer of the Week
 NFCA D-I Freshman of the Year Finalist

2023 SEASON

- Started 25 games in the circle and made 31 appearances
- Finished the season with a 10-5 record
- Tallied 104 strikeouts while holding opponents to a .230 batting average
- Made her first career appearance in the circle as a Husker against Lamar (2/11/23)
- Held Lamar to one hit while striking out 11
- Pitched 3.1 innings in the win over Texas A&M at the TaxAct Clearwater Invitational
- Tallied her second career no-hitter and first as a Husker against New Mexico State in the Troy Cox Classic
- Received Big Ten Pitcher of the Week honors after going 2-0 with a 0.00 ERA at the Troy Cox Classic
- Picked up two wins at the Hillenbrand Invitational with wins over Texas A&M Commerce and Weber State
- Went 1-0 with seven strikeouts in two appearances during the Purdue series
- Made four appearances at the NCAA Stillwater Regional

2022 SEASON (AT SOUTHERN ILLINOIS)

- First-Team All-MVC
- Finished the season with a 16-10 record
- Made 32 appearances with 22 starts
- Pitched 181.0 innings
- Tallied 151 strikeouts
- Held opponents to a .249 batting average

2021 SEASON (AT SOUTHERN ILLINOIS)

- Appeared in 38 games with 26 starts
- Finished 22-7 with two saves and a 1.77 ERA
- Had a league-best 22 wins
- Earned Second-Team All-MVC Honors
- One of 30 finalists for the NFCA D1 Freshman of the Year award
- Named MVC All-Tournament MVP after she went 3-0 with a 0.33 ERA in 21 innings of work to help SIU win the 2021 MVC Tournament title

CAREER STATS

Year	ERA	W-L	APP	GS	CG	SHO	SV	IP	H	R	ER	BB	SO	2B	3B	HR	WP	HBP	OPP. AVG
2020 [^]	1.97	9-4	15	8	7	3	2	71.0	63	22	20	14	76	12	0	2	2	4	.236
2021 [^]	1.77	22-7	38	26	21	5	2	193.1	160	58	49	49	211	25	2	14	6	12	.223
2022 [^]	3.21	16-10	34	24	16	1	1	189.2	186	102	87	76	155	25	4	18	10	15	.255
2023	3.40	10-5	31	25	5	1	0	115.1	100	67	56	73	104	20	4	11	8	16	.230
Total	2.61	57-26	118	83	49	10	5	569.1	509	249	212	212	546	82	10	45	26	47	.237

[^] at Southern Illinois



**KAYLIN
KINNEY**

#44

[SENIOR » RHP/UTL]

5-10 | R/R | CEDAR RAPIDS, IOWA

HONORS & AWARDS

- Team Captain (2024)
- Big Ten Player of the Week (May 4, 2021)
- Academic All-Big Ten (2022, 2023)
- Nebraska Gold Academic Medallion (2023)
- Nebraska Silver Academic Medallion (2022)
- Six-Time Nebraska Scholar-Athlete Honor Roll
- Tom Osborne Citizenship Team (2021, 2022, 2023)

**2023 SEASON
PITCHING**

- Season ended early due to a hand injury
- Went 1-1 with a 0.84 ERA over seven appearances and three starts
- Struck out 14 and walked only one
- Pitched a complete game against South Dakota State
- Tossed a shutout with eight strikeouts against New Mexico
- Recorded the save in another win over New Mexico

**2022 SEASON
PITCHING**

- Made 21 appearances in the circle and six starts
- Appeared in relief at No. 7 Oklahoma State at the NCAA Regional
- Earned the win in game three against Wisconsin, pitching 5.0 innings
- Pitched a three-hit shutout against Minnesota
- Pitched 6.0 innings at the Michigan State series, going 1-0
- Claimed the win in game three of the Michigan State series
- Pitched her first shutout in game three against Rutgers
- Appeared in three games at the Troy Cox Classic
- Started against Iowa State and recorded five strikeouts

HITTING

- Played in 36 games, tallying 16 hits, four doubles and four homers
- Added one hit and one run against Ohio State at the Big Ten Tournament
- Had one hit and one run against Penn State at the Big Ten Tournament
- Tallied one hit and one run in the Indiana series
- Had a double and a home run with two RBIs at the Ohio State series
- Had a sacrifice fly out against Wisconsin
- Recorded one hit in the doubleheader against Iowa
- Hit .667 going 2-for-3 with one homer and four RBIs in the Rutgers series
- Scored two runs against Creighton
- Added two hits, a double and one RBI at the Rock Chalk Challenge
- Added one hit at the Cal State Fullerton/Long Beach State Tournament
- Was 3-for-6 with 10 RBIs in the home opening weekend
- Added two homers in the win against Wichita State with a grand slam

**2021 SEASON
PITCHING**

- Tied for the team lead and ranked 7th in the Big Ten with two saves
- Posted a 1.17 ERA with two saves over 6.0 innings in the first weekend
- Made her debut with a save against Indiana
- Earned another save the next game vs. Michigan State
- Rounded out the opening week with 2.0 scoreless innings vs. Ohio State
- Made her first career start against No. 23 Michigan

- Tossed 4.1 innings in game two against Purdue
- Started at No. 24 Minnesota and went a then-career-long 4.0 innings
- Earned her first win in game one of the Wisconsin doubleheader
- Threw a career-high 5.2 innings to earn the win in relief
- Then tossed 2.0 scoreless, hitless innings of relief in game two
- Started game three vs. Maryland and allowed only one run in 5.0 innings

HITTING

- Has started a team-high 20 games as the designated player
- Also started three games at pitcher where she was in the batting lineup
- Produced her first career hit in the win over Ohio State
- Had a pair of hits and a walk in the Purdue series
- Had a double in game two for her first career extra-base hit
- Hit a two-run homer in game one against Penn State
- Walked and scored a run as a pinch hitter in game one at Rutgers
- Started and went 1-for-3 with a hit-by-pitch and another run in game two
- Had two hits in the Illinois series
- Reached base in all four games at No. 24 Minnesota
- Had a hit in three of the four games, including a double in game two
- Drew a career-high two walks in Nebraska's win over No. 24 Minnesota
- Went 1-for-4 with an RBI in game one of the Wisconsin doubleheader
- Had a breakout series in Nebraska's four-game sweep of Maryland
- Went 4-for-5 with three home runs, four runs, six RBIs, two walks and one hit-by-pitch in the Maryland series (2.600 SLG%, .875 OB%)
- Was 2-for-2 with two homers, two runs and three RBIs in game three
- Went 2-for-2 with another homer, two runs and three RBIs in game three
- Was named the Big Ten Player of the Week, the first Husker freshman to be the Big Ten Player of the Week
- Reached base safely in three of the four games in the Iowa series

BEFORE NEBRASKA

- Played four years for Cedar Rapids Kennedy High School in Iowa
- Earned first-team all-conference and first-team all-metro honors each year and was an all-state pick twice
- Finished her career with a 67-7 record and a 0.77 ERA while recording 527 strikeouts and 40 walks
- Was a first-team all-state pick as a senior in 2020 after leading Kennedy to the state title
- Hit .501 with a 1.054 slugging percentage through four years and finished third in state history with 55 career home runs
- Led the Cougars to four straight Mississippi Valley Conference titles in 2017, 2018, 2019 and 2020 and was named the conference player of the year as a sophomore and junior
- Posted a 12-0 record with a 0.39 ERA as a senior
- Was named the Iowa Gatorade Player of the Year as a junior
- Helped the Cougars to a 33-6 record and the 2018 regional semifinals
- Finished with a 15-3 record and a 0.50 ERA while adding 133 strikeouts and four walks in 126.1 innings
- Batted .563, with 13 home runs and 41 RBIs as a junior
- Earned first-team all-state honors and was named to the Des Moines Register All-Iowa Softball team as a junior
- Was the all-metro player of the year as a sophomore
- Played club ball for the Nebraska Gold under Chad Perkins, Chad Marshall, Mark Nuismer and Larry Swift

PERSONAL

- Born on April 24, 2001
- Child, youth and family studies major
- Is the daughter of Mike and Laura Kinney
- Has one brother, Drake and one sister, Sydney

CAREER STATS

Year	ERA	W-L	APP	GS	CG	SHO	SV	IP	H	R	ER	BB	SO	2B	3B	HR	WP	HBP	OPP.AVG
2021	4.96	1-2	16	5	0	0	2	36.2	43	27	26	17	17	6	2	1	13	1	.281
2022	3.46	4-1	21	6	2	2	2	52.2	58	36	26	8	36	11	0	4	3	8	.275
2023	0.84	1-1	7	3	2	1	1	25.0	23	3	3	1	14	1	0	2	0	0	.237
Total	3.37	6-4	44	14	4	3	3	114.1	124	66	55	26	67	18	2	7	16	9	.269

Year	AVG	GP-GS	AB	R	H	2B	3B	HR	RBI	TB	SLG%	BB	HBP	SO	OB%	SF-SH	SB-ATT	FLD%
2021	.238	40-26	80	8	19	3	0	4	11	34	.425	11	2	21	.344	0-0	0-0	1.000
2022	.239	36-28	67	19	16	4	0	4	19	32	.478	16	5	20	.411	2-0	2-3	1.000
2023	.000	3-3	5	0	0	0	0	0	0	0	.000	0	1	1	.167	0-0	0-0	1.000
Total	.230	76-57	152	27	35	7	0	8	30	66	.4323	27	8	42	.370	2-0	2-3	1.000



CAITLYNN NEAL

#19

[SENIOR » OF]

5-3 | L/R | DEWEY, ARIZ.

HONORS & AWARDS

- Academic All-Big Ten (2022, 2023)
- Nebraska Gold Academic Medallion (2023)
- Six-Time Nebraska Scholar-Athlete Honor Roll
- Tom Osborne Citizenship Team (2021, 2022, 2023)

2023 SEASON

- Started all 58 games in the outfield
- Had career-highs in runs (26), hits (55), doubles (14) and home runs (5)
- Hit a team-high .455 with five hits and two RBIs at the Houston Invitational
- Tallied five hits including one double and one homer with a .357 batting average at the TaxAct Clearwater Invitational
- Had six hits including one double, one triple and one home run at the Troy Cox Classic
- Hit .368 with seven hits including four doubles, one home run and four RBIs at the Hillenbrand Invitational
- Finished 4-for-11 at the Shocker Classic with one double and one RBI
- Added two hits in the win over Iowa State
- Had two hits and two RBIs in the Michigan series
- Hit a team-best .625 in the series win over Wisconsin with five hits including two doubles and four RBIs
- Went 1-for-2 at the Big Ten Tournament with one walk
- Smashed a two-run homer in game three of the NCAA Regional to help the Huskers past No. 22 Wichita State in extra innings

2022 SEASON

- Played in 52 games with 41 starts
- Recorded a run against Penn State at the Big Ten Tournament
- Tallied a run in game two of the Indiana series
- Added one hit in game two of the Ohio State series
- Went 3-for-9 with a double at the Wisconsin series
- Went 7-for-10 in the Minnesota with three doubles, one homer & nine RBIs
- Smashed her first career grand slam against Iowa
- Added four hits and three doubles with one RBI in the Michigan State series
- Added two hits in the Rutgers series
- Had one hit, two RBIs and three runs against Creighton
- Smashed her first career homer against Creighton
- Was 4-for-7 at the Rock Chalk Challenge with a double, triple and four RBIs
- Was 1-for-3 against San Diego
- Went 2-for-4 against South Dakota State & Wichita State with three RBIs
- Was 1-for-4 at the Troy Cox Classic, recording one hit and three runs
- Started all five games at the UNI-Dome Classic in center field

2021 SEASON

PITCHING

- Made three relief appearances as a freshman
- Made her debut with a scoreless inning against No. 23 Michigan
- Pitched the final 1.1 innings in game three at Rutgers, allowing one run
- Tossed two-thirds of an inning at No. 24 Minnesota

HITTING

- Played in 32 games with 21 starts
- Started 14 games in left field, four in center and three in right field
- Also appeared as a pinch runner seven times and as a defensive replacement once in addition to three relief outings as a pitcher
- Started the season opener against Indiana in left field
- Scored a run as a pinch runner in game two vs. the Hoosiers
- Also started in the win against Ohio State

- Went 5-for-12 with three runs and three RBIs in the Purdue series
- Hit safely in all three games, producing her first career hits
- Went 1-for-2 with two runs and her first two career RBIs in game one
- Was 3-for-3 with a run, RBI and stolen base in the series finale
- Had an RBI and scored a run in game one against Penn State
- Produced an RBI single in the series finale with Penn State
- Scored a run as a pinch runner in game three vs. Illinois
- Also scored as a pinch runner in game one at No. 24 Minnesota
- Started both games of the Wisconsin doubleheader in left field
- Had a hit and scored two runs in game one and drove in a run in game two
- Was 2-for-3 with her first two career doubles in the Maryland doubleheader
- Went 1-for-3 in Nebraska's win at Northwestern
- Her single came as part of Nebraska's two-run seventh-inning rally from a 4-3 deficit

BEFORE NEBRASKA

- Ranked 30th in her class by Extra Inning Softball
- Was a member of the 2019 USA U17 Women's National Team
- Helped team USA to a perfect 8-0 record in the Pan American Championships in October 2019
- Helped team USA become the first-ever U17 team to win the gold medal
- Pitched a complete seven-inning shutout and allowed just two hits in the championship game over Argentina
- Played two seasons on varsity for Bradshaw Mountain High School and finished her career with a 23-2 record, a 0.71 ERA, 15 shutouts and 265 strikeouts through 138.0 innings pitched
- Hit .613 with 95 hits, 88 runs, 68 RBIs and 17 homers through two varsity seasons
- Played 11 games as a senior before the rest of the season was canceled due to the Coronavirus pandemic
- Finished with a 4-1 record, a 0.89 ERA and 61 strikeouts through 31.1 innings pitched in 2020
- Hit .526 with 20 runs, 23 RBIs and eight homers as a senior
- Helped Bradshaw Mountain High to the second round of the state championships as a junior
- Finished with a 0.66 ERA and earned 19 wins in her first varsity season
- Pitched 106.2 innings and recorded 204 strikeouts, while holding opponents to just a .063 batting average
- Earned third-team all-America honors and was a first-team all-region pick by the NFCA as a junior
- Named the MaxPreps Player of the Game six times and was a finalist for the Arizona Republic's Softball Player of the Year Award
- Named the Courier Female Athlete of the Year.
- Played travel ball for the Arizona Desert Thunder, the same club team as former Husker and family friend Mattie Fowler and fellow Husker Sydney Gray
- Coached by Kelly Fowler and Kenzie Fowler Quinn; Fowler Quinn was a former NFCA All-American for Arizona
- Also played for Sliderz Softball under coaches Larry Neal, Victor Hambrick, Brandon Ramirez and Tony Piazza
- Ran track in high school and was named the Most Outstanding Freshman in 2017
- Finished her career as the school record holder in the javelin

PERSONAL

- Born on Jan. 22, 2002
- Child, youth and family studies major
- Is the daughter of Larry Neal and Kelli Neal
- Has two younger brothers, Jacob and Hardy

CAREER STATS

Year	AVG	GP-GS	AB	R	H	2B	3B	HR	RBI	TB	SLG%	BB	HBP	SO	OB%	SF-SH	SB-ATT	FLD%
2021	.190	32-21	58	12	11	2	0	0	6	13	.224	0	0	16	.186	1-0	1-0	.973
2022	.250	52-41	108	23	27	8	1	3	25	46	.426	6	2	23	.302	2-0	5-7	.963
2023	.307	58-58	179	26	55	14	1	5	25	86	.480	5	3	20	.333	2-2	3-3	.960
Total	.270	141-120	345	61	93	24	2	8	56	145	.420	11	5	59	.299	3-2	11-13	.965



ABBEY NEWLUN

#20

[SENIOR » INF]

5-7 | R/R | THE WOODLANDS, TEXAS

HONORS & AWARDS

- Big Ten Distinguished Scholar (2023)
- Academic All-Big Ten (2022, 2023)
- Big Ten Sportsmanship Award (2023)
- Nebraska Silver Academic Medallion (2023)
- Nebraska Bronze Academic Medallion (2022)
- Six-Time Nebraska Scholar-Athlete Honor Roll
- Sam Foltz 27 Hero Leadership Award (2023)
- Tom Osborne Citizenship Team (2021, 2022, 2023)

2023 SEASON

- Made seven starts as the designated player
- Recorded three hits including a double in the series sweep over Indiana
- Also had a hit at Wichita State

2022 SEASON

- Played in 10 games with seven starts at first base
- Appeared as a pinch hitter in the game against Iowa
- Recorded her first career hit against UT Arlington

2021 SEASON

- Appeared in two games as a pinch hitter
- Made her debut as a pinch hitter in game two of the Purdue series
- Also pinch hit in game three of the Iowa series

BEFORE NEBRASKA

- Was a four-year varsity player for the Woodlands High School
- Finished her career with a .276 batting average through 112 games
- Recorded 59 runs, 69 hits, 49 RBIs, 16 doubles, three triples and nine home runs in her four-year career
- Earned all-district honors as a junior in 2019
- Helped the Highlanders to back-to-back district titles as a freshman and a sophomore
- Played travel ball with Scrap Yard International, the same club as fellow Nebraska softball freshman MJ Green
- Coached by Todd Leach, Lisa Norris and Connie May

PERSONAL

- Born on June 8, 2001
- Child, youth and family studies major
- Is the daughter of Craig and Stephanie Newlun
- Has two brothers, Logan and Garrett
- Is a life-long Husker fan as her father Craig was born and raised in Aurora, Neb., and graduated from Nebraska

CAREER STATS

Year	AVG	GP-GS	AB	R	H	2B	3B	HR	RBI	TB	SLG%	BB	HBP	SO	OB%	SF-SH	SB-ATT	FLD%
2021	.000	2-0	2	0	0	0	0	0	0	0	.000	0	0	1	.000	0-0	0-0	.000
2022	.125	10-7	8	1	1	0	0	0	0	1	.125	2	0	4	.300	0-0	0-0	1.000
2023	.174	12-7	23	0	4	1	0	0	0	5	.217	1	0	7	.208	0-0	0-0	1.000
Total	.152	24-14	33	1	5	1	0	0	0	6	.182	3	0	12	.222	0-0	0-0	1.000



ABBIE SQUIER

#8

[SENIOR » OF]

5-7 | R/R | LINCOLN, NEB.

HONORS & AWARDS

- Team Captain (2024)
- Academic All-District (2023)
- NFCA Second-Team All Midwest Region (2022)
- First-Team All-Big Ten (2022)
- Big Ten All-Defensive Team (2022)
- Co-Big Ten Player of the Week (Feb. 14, 2022)
- Academic All-Big Ten (2022, 2023)
- Nebraska Gold Academic Medallion (2022, 2023)
- Six-Time Nebraska Scholar-Athlete Honor Roll
- Tom Osborne Citizenship Team (2021, 2022, 2023)

2023 SEASON

- Started 57 games in left field
- Had a career-high 27 RBIs
- Had two hits, three runs and three RBIs at the Houston Invitational
- Finished 3-for-6 at the Rock Chalk Challenge
- Went 3-for-8 in the opening conference series against Purdue
- Had two homers in game two against Iowa
- Hit .500 with five hits, one double and one home run with five RBIs in the series sweep at Indiana
- Went 4-for-9 with three RBIs in the Ohio State series
- Hit a homer against No. 22 Wichita State in game three of the NCAA Regional

2022 SEASON

- Started all 57 games
- Earned Big Ten First-Team and All-Defensive Team honors
- Recorded a career-best 60 hits, 10 doubles, seven homers and 24 RBIs
- Tallied one hit in the Big Ten Tournament Championship game against No. 23 Michigan
- Added two hits and an RBI against Ohio State at the Big Ten Tournament
- Hit .444 with four hits including three doubles and one RBI in the Indiana series
- Tallied three hits including a double and an RBI at the Ohio State series
- Went 4-for-9 with one double at the Wisconsin series
- Added four hits including a double and two RBIs in the Minnesota series
- Went 2-for-4 in the doubleheader against Iowa with one RBI
- Added three hits at the Michigan State series
- Hit .500, going 5-for-10 in the Rutgers series with two homers and three RBIs
- Added two hits, two RBIs and two runs in the win over Creighton
- Was 2-for-6 with one RBI in the series win over No. 19 Michigan
- Tallied five hits at the Rock Chalk Challenge
- Recorded two homers in the win against South Dakota
- Had two hits including a double at the Cal State Fullerton/Long Beach State Tournament
- Added two hits and one RBI in the home opening weekend against South Dakota State and Wichita State
- Was 4-for-8 in the three-game series at Kansas
- Added four hits, five runs and two RBIs at the Troy Cox Classic
- Named Big Ten Co-Player of the Week (2/14/22)
- Recorded a hit in four of the five games at the UNI-Dome Classic and hit .500 on the weekend
- Tallied eight hits, four RBIs, one double and two home runs at the UNI-Dome Classic

2021 SEASON

- Played in 28 games with 10 starts
- Started seven games in left field, two games in right field and one as the designated player
- Also appeared as a pinch runner seven times, a pinch hitter seven times and a defensive replacement four times
- Made her debut as a pinch runner in the win over Indiana
- Started both games of the Michigan State doubleheader
- Went 1-for-2 with her first two career runs in game one
- Drove in the first run of her career in game two
- Saw her first action as a pinch hitter in game two against Purdue
- Earned her first career start as the designated player in the final game of the Rutgers series and found her way on base with a hit-by-pitch
- Appeared in two of the four games at No. 24 Minnesota
- Started the final two games of the Maryland series in left field
- Had a hit in both starts, including a two-run single
- Went 1-for-3 with an RBI in game two of the Iowa series
- Doubled in the series finale with the Hawkeyes
- Made her final start of the season in game two of the Northwestern series

BEFORE NEBRASKA

- Was a three-year letterwinner for Lincoln Southwest High School
- Ranked No. 95 in the 2020 signing class by Extra Inning Softball
- Finished her career with a batting average of .490 and a slugging percentage of .994
- Helped the Silver Hawks to four district championships and four state tournament appearances, which included a state title in 2018 and a runner-up finish in 2017
- Batted .495 with 18 home runs and finished with an on-base percentage of .604 as a senior
- Was a third-team NFCA All-American in 2018 after hitting a career-best .516 with 15 homers and 65 RBIs
- Hit .467 as a sophomore
- Named to the Lincoln Journal Star Super State team three times, which included first-team honors in 2018 and 2019
- Was named to the Omaha World-Herald All-Nebraska team as a junior and a senior
- Was a team captain and named best teammate in 2018 and 2019
- Was voted the most outstanding player as a senior
- Lettered in track and field, basketball and academics
- Was a member of the 2018 and 2019 Class A Girls Track and Field Championship Teams
- Was the 2018 shot put runner up, before claiming the state title in 2019
- Was named the Lincoln Southwest Female Athlete of the Year in 2017, 2018 and 2019.
- Played club for the Driven Academy Locos under Mike Barrett for six seasons before moving to Iowa Premier Gold
- Helped Iowa Premier Gold and coach Greg Dickel win the 2019 PGF Platinum National Championship

PERSONAL

- Born on Nov. 9, 2001
- Finance major
- Is the daughter of Jon and Michelle Squier
- Has one sister, Katie

CAREER STATS

Year	AVG	GP-GS	AB	R	H	2B	3B	HR	RBI	TB	SLG%	BB	HBP	SO	OB%	SF-SH	SB-ATT	FLD%
2021	.143	28-10	35	4	5	2	0	0	4	7	.200	3	3	8	.268	0-0	0-0	.875
2022	.364	57-57	165	44	60	10	0	7	24	91	.552	15	9	20	.440	2-1	5-6	.975
2023	.266	57-57	158	21	42	7	1	6	27	69	.437	7	10	27	.335	1-7	4-5	.988
Total	.299	142-124	358	69	107	19	1	13	55	167	.466	25	22	55	.377	3-8	9-11	.977



**JORDYN
BAHL**

#98

[JUNIOR » RHP/UTL]

5-8 | R/R | PAPILLION, NEB.

HONORS & AWARDS

- Two-Time NFCA First-Team All-American (2022, 2023)
- Two-Time USA Softball Player of the Year Top 10 Finalist (2022, 2023)
- 2022 NFCA Division I National Freshman of the Year (2022)
- Two-Time NFCA First-Team All-Central Region (2022, 2023)
- Two-Time First-Team All-Big 12 (2022, 2023)
- Two-Time Big 12 Pitcher of the Year (2022, 2023)
- Big Ten Freshman of the Year (2022)
- Women's College World Series Most Outstanding Player (2023)
- Three-Time Big 12 Pitcher of the Week

CAREER CAPSULE

- Spent two seasons at Oklahoma, appearing in 71 games with 46 starts
- Posted a 44-2 record with 397 strikeouts and a 0.99 ERA in 288.2 innings
- Ranked 2nd in OU history in winning percentage (.956)
- Ranked 2nd in OU history in career ERA (0.99)
- Ranked 2nd in OU history in opponent batting average (.153)
- Posted the lowest ERA and opponent average in OU history since the pitching distance increased from 40 to 43 feet in 1988
- Ranked 3rd in OU history in strikeouts per 7 innings (9.62)
- Ranked 7th in OU history in saves (5)
- Had 15 shutouts in her 26 complete games
- Did not allow a run in 50 of her 71 career appearances
- Allowed one run or less in 60 of her 71 career appearances
- Had 11 double-digit strikeout games
- Threw two perfect games plus one no-hitter
- Went 14-1 with two saves, a 1.05 ERA and 122 strikeouts in Big 12 games
- Went 8-0 in the NCAA Tournament with one save and a 0.74 ERA
- Offensively, went 14-for-40 (.350) with two doubles, two walks, four stolen bases, nine RBIs and 13 runs scored

2023 SEASON (AT OKLAHOMA)

- Started 22 games in the circle with 33 appearances, pitching 147.1 innings with 192 strikeouts to 37 walks and a 22-1 record
- Added a .406 batting average at the plate with 13 hits including two doubles and eight RBI
- Had five double-digit strikeout performances on the year
- 7-0 with one save and a 0.18 ERA in eight postseason games in 2023
- Allowed only two runs (one earned) in 38.0 innings
- Went 4-0 with one save at the Women's College World Series
- Tossed 24.2 innings at the WCWS and did not allow a run
- Her 24.2 shutout innings were the second-most all-time at a WCWS behind 26.0 scoreless innings by UCLA's Lisa Fernandez in 1992
- Struck out 33 in her 24.2 innings and allowed just one extra-base hit
- Threw 10.0 innings and allowed only two singles in the championship series
- Tossed a two-hit shutout with 10 strikeouts in game one of the WCWS Championship Series
- Pitched 3.0 hitless innings of shutout relief in game two of the WCWS Championship Series to earn the save

CAREER STATS

Year	ERA	W-L	APP	GS	CG	SHO	SV	IP	H	R	ER	BB	SO	2B	3B	HR	WP	HBP	OPP.AVG
2022*	1.09	22-1	33	24	14	7	1	141.1	71	27	22	34	205	13	0	4	12	9	.145
2023*	0.90	22-1	38	22	12	8	4	147.1	81	20	19	37	192	7	0	6	8	10	.160
Total	0.99	44-2	71	46	26	15	5	288.2	152	47	41	71	397	20	0	10	20	19	.153

Year	AVG	GP-GS	AB	R	H	2B	3B	HR	RBI	TB	SLG%	BB	HBP	SO	OB%	SF-SH	SB-ATT	FLD%
2022*	.125	37-25	8	1	1	0	0	0	1	1	.125	0	0	0	.125	0-0	0-0	.956
2023*	.406	49-22	32	13	13	2	0	0	8	15	.469	2	1	2	.457	0-0	4-5	.975
Total	.350	86-47	40	14	14	2	0	0	9	16	.400	2	1	2	.395	0-0	4-5	.965

*at Oklahoma

2022 SEASON (AT OKLAHOMA)

- Started 24 games in the circle for Oklahoma, appearing in 33 games and finishing with a 22-1 record
- Led the Sooners with 141.1 innings pitched, 33 appearances and 205 strikeouts
- Added one hit on eight at-bats for OU
- Finished the season ranked sixth in the NCAA with a 1.09 ERA
- Had six double-digit strikeout performances on the year
- Was exceptional in Big 12 play with a 1.30 ERA in 53.2 innings pitched to go with 71 strikeouts to 13 walks, surrendering no home runs and a .157 opponent batting average in conference play
- Combined on a perfect game in the season opener vs. UC-Santa Barbara, striking out four (2/10/22)
- Fanned 14 in a win over No. 3 UCLA at the Mark Campbell Classic (2/12/22)
- Threw her first perfect game against Cal State Fullerton (2/25/22)
- Registered the most strikeouts by a freshman in OU history with 16 vs. Tennessee (2/26/22) in the 10-inning victory
- Combined for a no-hitter against Hawaii (3/12/22)
- Added a solo no-hitter against Iowa (3/20/22)
- Combined on a no-hitter, striking out three vs. Texas Tech (4/10/22)
- Opened the series at No. 18 Texas with 15 strikeouts (4/14/22)
- Struck out nine in six innings in her only loss of the season at No. 18 Texas (4/16/22)
- Threw a complete game with six strikeouts to no walks vs. No. 7 Oklahoma State (5/5/22)
- Had four strikeouts in 4.2 innings vs. UCLA in the WCWS Semifinals (6/6/22)
- Earned the win in Game Two of the Women's College World Series Championship Series

BEFORE COLLEGE

- 2020-21 Gatorade National Softball Player of the Year
- 2019-20 and 2020-21 Gatorade Nebraska Player of the Year
- No. 1 prospect in the class of 2021
- Led Papillion-La Vista High School to three straight Class A state titles and collected All-State honors all four years
- Posted a 27-0 record with a 0.10 ERA, surrendering just 27 hits and 15 walks in 137 innings pitched, while striking out 316 batters in 2021
- Batted .510 with 20 home runs and 55 RBI as a senior
- Played travel ball for Nebraska Gold summer 2021
- Helped the team with the PGF National Championship
- Played for the Nebraska Thunder in 2020, helping lead the squad to a fourth-place finish at the ASA/USA Softball Gold Nationals and 41-1 record in 2020 with a 0.43 ERA

PERSONAL

- Daughter of Dave and Emily Bahl
- Child, youth and family studies major
- Has three siblings, Hayden, Broden and Bryson
- Father played football at Doane (Neb.) College and one season of varsity basketball



AVA BREDWELL

#24

[JUNIOR » C]

5-7 | R/R | SHAWNEE, KAN.

BEFORE NEBRASKA

- Was a four-year letterwinner for Mill Valley High School
- Named a Kansas 5A first-team all-state selection
- Played club softball for Aces Fastpitch
- Named to the honor roll all four years of high school
- Served as a volunteer coach with Strike Zone, a youth softball organization

PERSONAL

- Born on Jan. 7, 2003
- Psychology major
- Is the daughter of Jeremy Bredwell and Jennifer Draskovich
- Her stepfather is David Draskovich
- Has one stepsister, Katie Draskovich

HONORS & AWARDS

Big Ten Freshman of the Year (2022)

Big Ten All-Freshman Team (2022)

Big Ten Freshman of the Week (4/18/22)

Academic All-District (2023)

Academic All-Big Ten (2023)

Four-Time Nebraska Scholar-Athlete Honor Roll Member

Tom Osborne Citizenship Team (2022, 2023)

2023 SEASON

- Started 56 games as the catcher
- Set career highs in runs (36), hits (43), doubles (9), home runs (3), RBIs (19) and starts (56)
- Had four starts behind the plate at the Houston Invitational while hitting .357 with five hits and three RBIs
- Recorded three hits including a double at the TaxAct Clearwater Invitational
- Added three hits including a double and two RBIs at the Troy Cox Classic
- Smashed a home run in the win over No. 16 Arizona (March 4)
- Hit .467 with seven hits including a double and a home run at the Hillenbrand Invitational
- Finished the Shocker Classic 3-for-7 with one double
- Added four hits and six RBIs in the Purdue series including a triple
- Hit .400 at the NCAA Stillwater Regional with four hits including two doubles and a homer
- Smashed a homer against UMBC in game two of the NCAA Regional
- Hit the game-tying double against No. 21 Wichita State in game three of the NCAA Regional

2022 SEASON

- Started 36 games
- Received Big Ten Freshman of the Year honors
- Earned a spot on the Big Ten All-Freshman team
- Was named Big Ten Freshman of the Week after going 5-for-9 in the Minnesota series with one RBI
- Went 4-for-5 in the Iowa doubleheader with a triple
- Had a career-high five RBIs in game one against Iowa
- Tallied a double and a triple and finished 4-for-11 at the Michigan State series
- Was 2-for-8 with a double and one RBI in the Rutgers series
- Hit a two-run homer in game one against No. 19 Michigan to help the Huskers to a 3-2 win
- Went 3-for-8 at the Rock Chalk Challenge
- Smashed her first career homer and three RBIs against Tulsa at the Rock Chalk Challenge
- Tallied four hits, five runs, a double and an RBI at the Cal State Fullerton/Long Beach State Tournament
- Added one hit and four runs in the opening home weekend against South Dakota State and Wichita State
- Started all five games as the catcher at the Troy Cox Classic
- Added one RBI on the weekend in Las Cruces, New Mexico
- Made her first career start behind the plate against New Mexico State

CAREER STATS

Year	AVG	GP-GS	AB	R	H	2B	3B	HR	RBI	TB	SLG%	BB	HBP	SO	OB%	SF-SH	SB-ATT	FLD%
2022	.301	47-36	93	25	28	3	2	2	15	41	.441	7	0	16	.347	1-0	2-2	.991
2023	.285	57-56	151	36	43	9	2	3	19	65	.430	18	6	28	.383	0-1	5-5	.989
Total	.291	104-92	244	61	71	12	4	5	34	106	.434	25	6	44	.370	1-1	7-7	.990



MCKINLEY MALECHA

#00

[JUNIOR » C]

5-8 | R/R | LAKEVILLE, MINN.

HONORS & AWARDS

- Team Captain (2024)
- Academic All-Big Ten (2024)
- Nebraska Bronze Academic Medallion (2023)
- Four-Time Nebraska Scholar-Athlete Honor Roll Member
- Tom Osborne Citizenship Team (2022, 2023)

2023 SEASON

- Started three games as the catcher and appeared in seven games
- Made her first career start as a Husker behind the plate against South Dakota State
- Was the starting catcher against No. 8 Virginia Tech at the TaxAct Clearwater Invitational
- Started as the catcher in the win over CSU Bakersfield
- Came in as the catcher in the win over Kansas City
- Went in as the catcher in game one against Michigan

2022 SEASON

- Added depth at the catcher position
- Appeared as a pinch runner in one game

BEFORE NEBRASKA

- Nebraska's first player from Minnesota since All-American Anne Steffan, who competed for the Huskers from 2002-2005
- All-state catcher from Lakeville North
- Served as the team captain her sophomore, junior and senior seasons
- Had her junior season canceled due to the COVID-19 pandemic
- One of 22 players from her class statewide voted for a series of Minnesota High School all-star games
- Played club ball with Midwest Speed, claiming the 18U USSSA Nationals Championship in 2020
- Varsity starter at Lakeville North High School as an eighth grader
- Newcomer of the Year at Lakeville North as an eighth grader
- Three-Time All-Conference selection
- Three-Time All-Region selection
- Minneapolis Tribune All-Metro Selection
- Minnesota Coaches Association All-State selection
- Academic All-State selection
- Helped Lakeville North to Class 4AAAA State Tournament appearances in 2018 and 2021
- Was a member of the National Honor Society
- Graduated summa cum laude

PERSONAL

- Born on Nov. 16, 2002
- Majoring in management and marketing
- Daughter of Brian and Jennifer Malecha
- Has three siblings, Madison, Mason and Morgan

CAREER STATS

Year	AVG	GP-GS	AB	R	H	2B	3B	HR	RBI	TB	SLG%	BB	HBP	SO	OB%	SF-SH	SB-ATT	FLD%
2022	.000	1-0	0	0	0	0	0	0	0	0	.000	0	0	0	.000	0-0	0-0	.000
2023	.000	7-3	2	0	0	0	0	0	0	0	.000	0	0	0	.000	0-0	0-0	1.000
Total	.000	8-3	2	0	0	0	0	0	0	0	.000	0	0	0	.000	0-0	0-0	1.000



BELLA BACON

#3

[SOPHOMORE » INF]

5-10 | R/R | OMAHA, NEB.

2023 SEASON (AT PURDUE)

- Appeared in 26 games with six starts as the designated player
- Finished her first season with a .250 batting average including eight hits, one run and five RBI

BEFORE COLLEGE

- Ranked No. 53 in the nation among first basemen by Extra Inning Softball
- Nebraska Super-State Second Team and Class A Second Team selection during senior year
- Nebraska Super-State First Team and Class A First Team selection during junior year
- Helped Iowa Premier to a 2021 PGF Premier National Championship and 2021 Boulder IDT Championship
- Appeared on the Extra Inning Softball Extra Elite Top 200 list as a sophomore
- Four-time letter recipient
- Metro Coaches First Team and All-Academic selection during senior year

PERSONAL

- Born on Nov. 11, 2003
- Communication studies major
- Daughter of Dennis and Ana Bacon

CAREER STATS

Year	AVG	GP-GS	AB	R	H	2B	3B	HR	RBI	TB	SLG%	BB	HBP	SO	OB%	SF-SH	SB-ATT	FLD%
2023 [^]	.250	26-6	32	1	8	0	0	0	5	8	.250	4	4	8	.381	2-0	0-0	1.000
Total	.250	26-6	32	1	8	0	0	0	5	8	.250	4	4	8	.381	2-0	0-0	1.000

[^] Purdue



KATELYN CANEDA

#66

[SOPHOMORE » INF]

5-2 | L/R | CERRITOS, CALIF.

BEFORE NEBRASKA

- Helped Cerritos High School to three CIF Southern Section Division 3 Semifinals
- 605 first team All-League
- Played club softball for the Corona Angels under coach Marty Tyson

PERSONAL

- Born on March 15, 2004
- Business administration major
- Daughter of Roger and Marie Caneda

HONORS & AWARDS

- **First Team All-Big Ten (2023)**
- **Big Ten All-Defensive Team (2023)**
- **Big Ten All-Freshman Team (2023)**
- **Big Ten Freshman of the Week (March 6, 2023)**
- **Two-Time Nebraska Scholar-Athlete Honor Roll**
- **Tom Osborne Citizenship Team (2023)**

2023 SEASON

- Started all 58 games at second base
- Became the 12th Husker freshmen to earn first-team all-conference honors
- Only Big Ten player to receive First-Team All-Big Ten, All-Defensive and All-Freshman team honors
- Ranked seventh in hits (63) and ninth in batting average (.366) in the Big Ten Conference
- Finished the season with a team-best .366 batting average
- Her average was the third-highest by a freshman in school history
- First freshman to lead Nebraska in average since 2013
- Made her first career start as a Husker at second base vs. Lamar
- Hit .308 with four hits, one RBI and two runs at the Houston Invitational
- Smashed her first homer against New Mexico State
- Finished with a .500 batting average including five hits and six RBIs at the Troy Cox Classic
- Hit a solo homer in the win over No. 16 Arizona
- Earned Big Ten Freshman of the Week honors after hitting .471 with eight hits and five RBIs at the Hillenbrand Invitational
- Added two hits and four RBI at the Shocker Classic
- Went 5-for-6 against Omaha in a doubleheader
- Opened conference play with a .444 batting average including one double and three RBIs in the Purdue series
- Hit .625 in the Michigan series, finishing 5-for-8
- Finished 4-for-9 with one double and a .583 on base percentage at the Northwestern series
- Went 2-for-2 against UMBC in game two of the NCAA Regional with one run
- Added a double and one run against No. 21 Wichita State in game three of the NCAA Regional while driving in the winning run on an RBI fielder's choice

CAREER STATS

Year	AVG	GP-GS	AB	R	H	2B	3B	HR	RBI	TB	SLG%	BB	HBP	SO	OB%	SF-SH	SB-ATT	FLD%
2023	.366	58-58	172	30	63	11	1	2	34	82	.477	9	5	25	.412	1-1	3-5	.971
Total	.366	58-58	172	30	63	11	1	2	34	82	.477	9	5	25	.412	1-1	3-5	.971



DAKOTA CARTER

#55

[SOPHOMORE » OF]

5-5 | L/R | EASTVALE, CALIF.

HONORS & AWARDS

Two-Time Nebraska Scholar-Athlete Honor Roll
Tom Osborne Citizenship Team (2023)

2023 SEASON

- Appeared in 39 games including four starts as the designated player
- Scored 13 runs as a pinch runner
- Made her first start as a Husker against Purdue as the designated player
- Made four appearances as a pinch runner at the Houston Invitational
- Appeared in three games as a pinch runner at the TaxAct Clearwater Invitational
- Recorded the only run in the 1-0 victory over New Mexico as a pinch runner
- Scored two runs against Missouri State as a pinch runner
- Added a hit and a run against Omaha as a pinch hitter
- Started all three games against Purdue as the designated player
- Added one run as a pinch runner in the win over No. 21 Wichita State in game three of the NCAA Regional

BEFORE NEBRASKA

- Four-year letterwinner at Roosevelt High School
- 2020-21 Big VIII All-League first-team selection
- Helped her team to a runner-up finish at the 2021 CIF Southern Section Championships
- First-team All-CIF
- Ranked as the No. 78 pick and No. 40 prospect outfielder by Extra Innings Softball
- Played club softball for Corona Angels under coach Marty Tyson
- Helped Corona Angels 16U team to a Alliance Fastpitch National Championship Runner-Up finish with coach Dena Slye

PERSONAL

- Born on Jan. 18, 2004
- Ethnic studies major
- Daughter of Ondra and Michelle Carter
- Has three sisters, Britnee, Dallas and Nicole

CAREER STATS

Year	AVG	GP-GS	AB	R	H	2B	3B	HR	RBI	TB	SLG%	BB	HBP	SO	OB%	SF-SH	SB-ATT	FLD%
2023	.091	39-4	11	13	1	0	0	0	0	1	.091	3	0	1	.286	0-1	0-1	.000
Total	.091	39-4	11	13	1	0	0	0	0	1	.091	3	0	1	.286	0-1	0-1	.000



ALINA
FELIX

#26

[SOPHOMORE » INF/OF]

5-7 | R/R | TUCSON, ARIZ.

HONORS & AWARDS

Two-Time Nebraska Scholar-Athlete Honor Roll
Tom Osborne Citizenship Team (2023)

2023 SEASON

- Appeared in 15 games including seven starts as the designated player and three in the outfield
- Finished the season with seven hits and seven runs including one double and one home run
- Pinch ran in the game against No. 4 Arkansas in the TaxAct Clearwater Invitational
- Made her first career start as the designated player against CSU Bakersfield recording one hit, one RBI and two runs
- Started in left field in the win over New Mexico, adding a two-run double
- Started in right field against Weber State and CSUN
- Added one run as a pinch hitter against Iowa (game one)
- Recorded a hit as a pinch hitter against Maryland

BEFORE NEBRASKA

- All-Region first-team selection for Canyon del Oro High School
- Batted .532 during her junior year at Canyon del Oro
- Played club softball for Desert Thunder under coach Jorge Campos

PERSONAL

- Born on June 9, 2004
- Biological sciences major
- Daughter of Daniel and Cindy Felix
- Has one younger sister, Liana

CAREER STATS

Year	AVG	GP-GS	AB	R	H	2B	3B	HR	RBI	TB	SLG%	BB	HBP	SO	OB%	SF-SH	SB-ATT	FLD%
2023	.259	15-10	27	7	7	1	0	1	4	11	.407	3	0	6	.333	0-1	1-1	1.000
Total	.259	15-10	27	7	7	1	0	1	4	11	.407	3	0	6	.333	0-1	1-1	1.000



ASHLEY SMETTER

#32

[SOPHOMORE » INF]

5-5 | R/R | LINCOLN, NEB.

HONORS & AWARDS

Two-Time Nebraska Scholar-Athlete Honor Roll
Tom Osborne Citizenship Team (2023)

2023 SEASON

- Made one start as the designated player and appeared in 14 games
- Made her Husker debut as a pinch runner against Lamar
- Appeared as a pinch hitter vs. No. 4 Arkansas
- Recorded one hit against CSU Bakersfield as a pinch hitter
- Entered the game against New Mexico at second base and added one hit and one run
- Appeared as a pinch hitter vs. CSUN
- Made her first career start against Michigan
- Added a hit against No. 22 Northwestern in the Big Ten Tournament Semifinal

BEFORE NEBRASKA

- 2022 NFCA Third-Team High School All-American
- Two-time Lincoln Journal Star Super State first-team Selection
- Four-Year Letterwinner
- Helped Lincoln Southwest to two Class A State Championships
- Ranked No. 140 recruit by Extra Innings Softball in her position group
- Played club softball for Iowa Premier Gold National under coach Greg Dickel

PERSONAL

- Born on April 14, 2004
- Management major
- Daughter of Sean Smetter and Shanda Roberts

CAREER STATS

Year	AVG	GP-GS	AB	R	H	2B	3B	HR	RBI	TB	SLG%	BB	HBP	SO	OB%	SF-SH	SB-ATT	FLD%
2023	.375	14-1	8	2	3	1	0	0	0	4	.500	0	0	1	.375	0-0	0-0	.000
Total	.375	14-1	8	2	3	1	0	0	0	4	.500	0	0	1	.375	0-0	0-0	.000



TALIA TOKHEIM

#11

[SOPHOMORE » OF]

5-7 | R/R | SAN CARLOS, CALIF.

HONORS & AWARDS

Two-Time Nebraska Scholar-Athlete Honor Roll
Tom Osborne Citizenship Team (2023)

2023 SEASON

- Made eight starts as the designated player and four in right field before being sidelined due to an injury
- Finished the season with 14 hits including six doubles and four homers
- Made her first appearance as a Husker as a pinch hitter against No. 4 Arkansas at the TaxAct Clearwater Invitational
- Smashed her first career home run in the win over CSU Bakersfield as a pinch hitter
- Made her first career start as the designated player against Weber State and had a double
- Went 2-for-4 with a double, two RBIs and a run in the win over No. 16 Arizona
- Added two hits including a double and a home run with two RBIs and two runs in the win over CSUN

BEFORE NEBRASKA

- Ranked as the No. 44 overall recruit by Extra Innings Softball
- Played softball for Sequoia High School
- Tied for the most home runs with four at the 2021 Alliance Championships
- 2021 Alliance Fastpitch All Tournament Team
- Played club softball for West Bay Warriors under coach Ray McDonald

PERSONAL

- Born on May 23, 2004
- Marketing major
- Daughter of David and Susan Tokheim
- Has two younger sisters, Teagan and Tatum

CAREER STATS

Year	AVG	GP-GS	AB	R	H	2B	3B	HR	RBI	TB	SLG%	BB	HBP	SO	OB%	SF-SH	SB-ATT	FLD%
2023	.359	15-12	39	7	14	6	0	4	13	32	.821	4	0	6	.409	1-0	2-2	.833
Total	.359	15-12	39	7	14	6	0	4	13	32	.821	4	0	6	.409	1-0	2-2	.833



Haidyn WARNER

#77

[SOPHOMORE » C]

5-9 | R/R | ORO VALLEY, ARIZ.

HONORS & AWARDS

Two-Time Nebraska Scholar-Athlete Honor Roll
Tom Osborne Citizenship Team (2023)

2023 SEASON

- Made one starter as the catcher and appeared in five games
- Appeared as a catcher in the win over New Mexico
- Made her first career start as the catcher against Missouri State

BEFORE NEBRASKA

- Helped Ironwood Ridge HS win the 2019 5A State Championships
- 2019 5A Freshman of the Year
- 2019 All-Region Second Team
- 2021 5A All-Region First Team
- Played club softball for Desert Thunder under coach Jorge Campos

PERSONAL

- Born on April 12, 2004
- Nutrition & health sciences major
- Daughter of Brent and LeAynne Warner

CAREER STATS

Year	AVG	GP-GS	AB	R	H	2B	3B	HR	RBI	TB	SLG%	BB	HBP	SO	OB%	SF-SH	SB-ATT	FLD%
2023	.167	5-1	6	0	1	0	0	0	0	1	.167	0	0	1	.167	0-0	0-0	.917
Total	.167	5-1	6	0	1	0	0	0	0	1	.167	0	0	1	.167	0-0	0-0	.917



SAMANTHA BLAND

#29

[FRESHMAN » INF/OF]

5-7 | R/R | CHINO HILLS, CALIF.

BEFORE NEBRASKA

- Four-year varsity letterwinner
- Two-year captain for Chino Hills High School
- Two-time LA Times All-Star
- Helped her high school win the Baseline League (2021-22)
- 2022 Offensive MVP
- 2021 Defensive MVP
- Played club ball for Corona Angels under Head Coach Marty Tyson
- Helped her club team to an Alliance Fastpitch National Championship Runner-Up finish

PERSONAL

- Born on Jan. 29, 2005
- Child, youth and family studies major
- Daughter of Damon Bland and Daniela Alvarez-Bland
- Has one younger brother, Nico



EMMERSON COPE

#33

[FRESHMAN » RHP/UTL]

5-11 | R/R | TOPEKA, KAN.

BEFORE NEBRASKA

- Ranked as the No. 26 overall recruit by Extra Inning Softball
- Earned First-Team All-State, First-Team All-City, First-Team All-Conference and Conference Player of the Year honors while playing high school softball for Washburn Rural
- Two-time Alliance All-Summer Team
- Alliance HFL Player of the Year
- Played club ball for Aces Fastpitch under Head Coach Ryan Taylor

PERSONAL

- Born on July 23, 2005
- Communication sciences and disorders major
- Daughter of Wayne Cope and Laura Parker
- Has two sisters, Bayleigh Cope and Logan Parker, and two brothers, Zach and Greyson Cope



ELISA GULFIN

#16

[FRESHMAN » RHP]

5-8 | R/R | BREA, CALIF.

BEFORE NEBRASKA

- First-Team All-Del Ray League
- Del Ray League Pitcher of the Year
- First-team All-Area
- Two-time team captain at Saint Paul High School
- Played club ball for Corona Angels under Head Coach Marty Tyson

PERSONAL

- Born on Sept. 20, 2005
- Psychology major
- Daughter of Erik and Michelle Gulfin
- Has one younger sister, Makayla



CAITLIN OLENSKY

#22

[FRESHMAN » LHP]

5-5 | L/L | MONTVILLE, N.J.

BEFORE NEBRASKA

- Earned first-team All-State honors
- NJAC All-Conference and NJAC Conference Player of the Year
- 2022 Morris County Champions
- Morris County Tournament MVP
- Set the Montville High School strikeout record
- Tallied five no hitters during her high school career
- Ranked No. 60 in the 2023 recruiting class by Extra Inning Softball
- Played club ball for NJ Lady Dukes Gold Torres under Head Coach Juan Torres

PERSONAL

- Born on Aug. 22, 2005
- Psychology major
- Daughter of James and Joann Olenksy
- Has two siblings, Jaime and Zack



MALIA THOMS

#4

[FRESHMAN » INF/OF]

5-4 | L/R | LINCOLN, NEB.

BEFORE NEBRASKA

- Four-year starter at Waverly High School
- Four-time EMC All-Conference selection
- EMC Offensive Player of the Year
- Ranked No. 76 in the Class of 2023 by Extra Inning Softball
- Played club ball for Aces Fastpitch under Head Coach Ryan Taylor

PERSONAL

- Born on Feb. 1, 2005
- Elementary education major
- Daughter of Dustin and Sena Thoms
- Has two brothers, Ridge and Hunter

2023 NEBRASKA SEASON NOTEBOOK

2023 SCHEDULE & RESULTS

Date	Opponent	Result	Record
<i>Houston Invitational</i>			
February 10	Lamar	W, 8-0 (5)	1-0
February 10	South Dakota State	L, 0-1	1-1
February 11	Lamar	W, 7-0	2-1
February 11	at Houston	W, 7-0	3-1
February 12	Virginia	W, 2-0	4-1
<i>TaxAct Clearwater Invitational</i>			
February 16	#5 Oklahoma State	L, 0-10 (5)	4-2
February 16	#2 UCLA	L, 0-8 (6)	4-3
February 17	#8 Virginia Tech	L, 4-6	4-4
February 18	RV Texas A&M	W, 4-3	5-4
February 19	#4 Arkansas	L, 1-6	5-5
<i>Troy Cox Classic</i>			
February 24	#4 Oklahoma State	L, 1-3	5-6
February 24	at New Mexico State	W, 5-0	6-6
February 25	CSU Bakersfield	W, 10-1 (5)	7-6
February 25	New Mexico	W, 15-0 (5)	8-6
February 26	New Mexico	W, 1-0	9-6
<i>Hillenbrand Invitational</i>			
March 3	Weber State	W, 3-2	10-6
March 3	TAMU-Commerce	W, 3-0	11-6
March 4	Weber State	W, 9-1 (5)	12-6
March 4	at #16 Arizona	W, 10-3	13-6
March 5	CSUN	W, 11-7 (8)	14-6
<i>Shocker Classic</i>			
March 10	at #23 Wichita State	L, 8-10	14-7
March 11	Missouri State	W, 10-2 (5)	15-7
March 11	at #23 Wichita State	L, 1-10 (5)	15-8
March 12	Missouri State	W, 7-2	16-8
March 15	at Omaha	W, 2-1	17-8
March 15	at Omaha	W, 11-3 (6)	18-8
<i>Rock Chalk Challenge</i>			
March 19	Kansas City	W, 12-2 (5)	19-8
March 19	at Kansas	L, 4-6	19-9
March 22	Iowa State	W, 3-1	20-9
March 24	Purdue*	W, 9-7	21-9
March 25	Purdue*	W, 4-1	22-9
March 26	Purdue*	W, 4-2	23-9
March 28	at Iowa*	L, 2-4	23-10
March 28	at Iowa*	W, 9-3	24-10
March 31	Michigan*	L, 1-10 (5)	24-11
April 1	Michigan*	W, 8-0 (5)	25-11
April 2	Michigan*	L, 2-4	25-12
April 7	at Maryland*	W, 3-0	26-12
April 8	at Maryland*	L, 0-2	26-13
April 9	at Maryland*	W, 4-0	27-13
April 14	at RV Indiana*	W, 12-2 (5)	28-13
April 15	at RV Indiana*	W, 8-6	29-13
April 15	at RV Indiana*	W, 4-2	30-13
April 21	Wisconsin*	W, 7-6 (10)	31-13
April 22	Wisconsin*	L, 3-4	31-14
April 23	Wisconsin*	W, 2-1	32-14
April 28	at #22 Northwestern*	L, 4-22 (5)	32-15
April 29	at #22 Northwestern*	L, 6-8 (9)	32-16
April 30	at #22 Northwestern*	L, 9-10	32-17
May 5	Ohio State*	L, 1-2	32-18
May 6	Ohio State*	W, 4-3	33-18
May 7	Ohio State*	L, 4-6	33-19
<i>Big Ten Tournament</i>			
May 11	at Illinois	W, 1-0	34-19
May 12	#19 Northwestern	L, 0-8 (5)	34-20
<i>NCAA Stillwater Regional</i>			
May 19	#21 Wichita State	L, 5-6	34-21
May 20	UMBC	W, 3-2	35-21
May 20	#21 Wichita State	W, 9-8 (9)	36-21
May 21	at #9 Oklahoma State	L, 2-5	36-22

*Big Ten Conference game

The Nebraska softball team put together an impressive season for the second year in a row in 2023. After winning the 2022 Big Ten Tournament and advancing to the NCAA Tournament for the first time in six years in 2022, the Cornhuskers made it two straight trips to the postseason in 2023.

Nebraska finished with a 36-22 record in 2023, winning more than 35 games in back-to-back seasons for the first time since 2013 and 2014. The Huskers made it to an NCAA Regional Final in 2023, a first for the program since 2016.

HUSKER OFFENSE RANKED AMONG BEST IN SCHOOL HISTORY

Nebraska's offense left its mark on the Husker record book in 2023. NU hit .308 on the season with 94 doubles and 63 home runs. Nebraska tied the school record for doubles while ranking third in extra-base hits (164) and slugging percentage (.499), fourth in average and home runs and fifth in total bases (776).

Nebraska ranked second in the Big Ten in batting average, doubles and slugging percentage while ranking third in home runs. Nationally, the Huskers ranked 10th in doubles, 25th in slugging percentage and 29th in average.

ANDREWS NAMED THIRD-TEAM ALL-AMERICAN

Billie Andrews earned third-team All-America accolades as a junior in 2023. Andrews hit .354 with 13 doubles, 16 home runs and 30 RBIs. She was Nebraska's starting shortstop and leadoff hitter in all 58 games.

A Gretna native, Andrews became just the third Nebraska native to earn All-America honors. She ranked in the top 30 nationally in total bases (128), extra-base hits (29) and home runs. Andrews also ranked sixth in the Nebraska record book in extra-base hits while ranking seventh in home runs and eighth in total bases.

FOUR HUSKERS EARN ALL-REGION ACCOLADES

Four Huskers were named to the National Fastpitch Coaches Association All-Midwest region teams in 2023. Billie Andrews was a first-team selection as a shortstop while Mya Felder (first base) and Brooke Andrews (outfield) were second-team honorees. Katelyn Caneda (second base) was named to the third team, earning all-region accolades in her freshman season.

Billie Andrews was named to the all-region team for the second time in her career, as she was a third-team all-region selection as a sophomore in 2022. Felder was an all-region pick for the second straight season and for the third time in her career. Felder was a first-team All-Midwest region selection for Nebraska in 2022, and she was a third-team All-Pacific region honoree in 2021 at Oregon. Brooke Andrews and Caneda each earned all-region recognition for the first time in their careers.

THREE HUSKERS NAMED TO ALL-BIG TEN FIRST TEAM

Three Huskers were named to the All-Big Ten first team in 2023, as Nebraska and Minnesota were the only programs to have more than two first-team All-Big Ten selections. Billie Andrews, Brooke Andrews and Katelyn Caneda were all honored, and the award was noteworthy for each player.

Billie Andrews was named to an All-Big Ten team for the third straight year, and she made the first team for the second time in her career. Andrews is one of only six Huskers to be a two-time first-team All-Big Ten selection. Brooke was recognized as an All-Big Ten performer for the first time in her career, as the Andrews sisters became only the third sisters in conference history to be named to the All-Big Ten first team in the same season.

In addition to being a first-team All-Big Ten selection, Caneda was also named to the Big Ten All-Freshman team and the All-Defensive team. Caneda was the only player in the Big Ten to be named to all three teams.

Joining Caneda on the All-Defensive team was Mya Felder, while Abbey Newlun was honored with a Big Ten Sportsmanship Award.

HUSKERS EARN ACADEMIC HONORS

Nebraska's players also excelled in the classroom in 2023. The Huskers posted a team grade-point average of 3.65 during the 2022-23 academic year. That GPA ranked 21st nationally and tied for the best mark in the Big Ten. Individually, 13 Huskers were named NFCA All-America Scholar-Athletes, 12 earned a spot on the Academic All-Big Ten team and five were named an academic all-region selection.

2023 NEBRASKA SEASON STATISTICS

OVERALL: 36-22 (HOME: 8-5; AWAY: 12-9; NEUTRAL: 16-8)

Player	Avg.	G-GS	AB	R	H	2B	3B	HR	RBI	TB	SLG%	BB	HBP	SO	OB%	SF	SH	SB-ATT	PO	A	E	FLD%
Katleyn Caneda	.366	58-58	172	30	63	11	1	2	34	82	.477	9	5	25	.412	1	1	3-5	97	102	6	.971
Billie Andrews	.354	58-58	189	50	67	13	0	16	30	128	.677	28	2	30	.441	1	1	6-6	78	128	12	.945
Mya Felder	.330	58-58	179	26	59	11	0	11	41	103	.575	11	5	13	.383	1	4	1-1	413	6	3	.993
Brooke Andrews	.311	58-57	167	34	52	9	1	11	45	96	.575	11	4	27	.366	1	0	3-3	75	18	6	.939
Caitlynn Neal	.307	58-58	179	26	55	14	1	5	25	86	.480	5	3	20	.333	2	2	3-3	46	2	2	.960
Courtney Wallace	.293	33-33	92	7	27	4	1	0	1	33	.359	6	1	13	.343	0	0	6-9	6	55	3	.953
Ava Bredwell	.285	57-56	151	36	43	9	2	3	19	65	.430	18	6	28	.383	0	1	5-5	257	16	3	.989
Sydney Gray	.277	53-53	148	30	41	7	0	4	22	60	.405	17	3	23	.355	4	0	1-1	42	114	10	.940
Abbie Squier	.266	57-57	158	21	42	7	1	6	27	69	.437	7	10	27	.335	1	7	4-5	82	0	1	.988
Ashley Smetter	.375	14-1	8	2	3	1	0	0	0	4	.500	0	0	1	.375	0	0	0-0	0	0	0	.000
Talia Tokheim	.359	15-12	39	7	14	6	0	4	13	32	.821	4	0	6	.409	1	0	2-2	4	1	1	.833
Alina Felix	.259	15-10	27	7	7	1	0	1	4	11	.407	3	0	6	.333	0	1	1-1	1	0	0	1.000
Abbey Newlun	.174	12-7	23	0	4	1	0	0	0	5	.217	1	0	7	.208	0	0	0-0	1	0	0	1.000
Haidyn Warner	.167	5-1	6	0	1	0	0	0	0	1	.167	0	0	1	.167	0	0	0-0	10	1	1	.917
Dakota Carter	.091	39-4	11	13	1	0	0	0	0	1	.091	3	0	1	.286	0	1	0-1	0	0	0	.000
Kaylin Kinney	.000	3-3	5	0	0	0	0	0	0	0	.000	0	1	1	.167	0	0	0-0	0	2	0	1.000
Mckinley Malecha	.000	7-3	2	0	0	0	0	0	0	0	.000	0	0	0	.000	0	0	0-0	4	1	0	1.000
Sarah Harness	.000	4-4	0	0	0	0	0	0	0	0	.000	0	0	0	.000	0	0	0-0	4	15	1	.950
Totals	.308	58	1556	289	479	94	7	63	261	776	.499	123	40	229	.371	12	18	35-42	1120	464	49	.970
Opponents	.257	58	1477	222	380	59	9	28	203	541	.366	199	40	255	.358	12	18	43-51	1116	421	51	.968

LOB - Team (346), Opp (406). DPs turned - Team (20), Opp (21). CI - Team (1), Bredwell 1, Opp (1). IBB - Team (1), Bi. Andrews 1. Picked off - Caneda 1, Wallace 1, Squier 1.

Player	ERA	W-L	APP.	GS	CG	SHO/CO	SV	IP	H	R	ER	BB	SO	2B	3B	HR	AB	AVG.	WP	HBP
Kaylin Kinney	0.84	1-1	7	3	2	1/2	1	25.0	23	3	3	1	14	1	0	2	97	.237	0	0
Sarah Harness	3.40	10-5	31	25	5	1/5	0	115.1	100	67	56	73	104	20	4	11	435	.230	8	16
Courtney Wallace	3.50	25-16	48	30	20	5/3	3	222.0	227	127	111	115	135	32	4	10	884	.257	28	21
Kendall Mangel	12.09	0-0	5	0	0	0/0	0	11.0	30	25	19	10	2	6	1	5	61	.492	1	3
Totals	3.54	36-22	58	58	27	12/5	4	373.1	380	222	189	199	255	59	9	28	1477	.257	37	40
Opponents	4.61	22-36	58	58	20	5/1	5	372.0	479	289	245	123	229	94	7	63	1556	.308	28	40

PB - Team (8), Bredwell 7, Malecha 1, Opp (15). Pickoffs - Team (0), Opp (3). SBA/ATT - Bredwell (39-46), Wallace (28-35), Harness (14-15), Warner (3-3), Malecha (1-2), Kinney (1-1).

2023 NEBRASKA CONFERENCE-ONLY STATISTICS

OVERALL: 13-10 (HOME: 7-5; AWAY: 6-5)

Player	Avg.	G-GS	AB	R	H	2B	3B	HR	RBI	TB	SLG%	BB	HBP	SO	OB%	SF	SH	SB-ATT	PO	A	E	FLD%
Billie Andrews	.365	23-23	74	20	27	5	0	5	6	47	.635	13	1	10	.466	0	1	5-5	41	57	7	.933
Katleyn Caneda	.360	23-23	75	14	27	4	0	0	12	31	.413	5	1	12	.402	1	1	0-2	48	39	1	.989
Brooke Andrews	.357	23-23	70	15	25	3	1	6	21	48	.686	5	2	12	.410	1	0	1-1	35	0	4	.897
Abbie Squier	.319	23-23	69	9	22	3	0	4	17	37	.536	0	4	13	.356	0	4	2-3	34	0	0	1.000
Sydney Gray	.306	23-23	72	19	22	3	0	4	12	37	.514	7	2	14	.378	1	0	0-0	17	48	7	.903
Mya Felder	.286	23-23	70	10	20	5	0	5	13	40	.571	5	2	4	.351	0	4	0-0	167	4	2	.988
Ava Bredwell	.238	23-23	63	9	15	1	2	1	7	23	.365	7	1	11	.324	0	0	1-1	99	9	1	.991
Caitlynn Neal	.229	23-23	70	6	16	3	0	0	8	19	.271	2	0	9	.250	0	0	0-0	16	1	1	.944
Alina Felix	.294	10-6	17	4	5	0	0	0	1	5	.294	1	0	4	.333	0	1	1-1	0	0	0	.000
Abbey Newlun	.214	6-5	14	0	3	1	0	0	0	4	.286	1	0	4	.267	0	0	0-0	0	0	0	.000
Courtney Wallace	.053	8-8	19	0	1	0	0	0	0	1	.053	2	0	4	.143	0	0	0-0	2	25	1	.964
Dakota Carter	.000	14-4	7	4	0	0	0	0	0	0	.000	3	0	1	.300	0	1	0-1	0	0	0	.000
Ashley Smetter	.000	5-1	2	0	0	0	0	0	0	0	.000	0	0	1	.000	0	0	0-0	0	0	0	.000
Haidyn Warner	.000	2-0	2	0	0	0	0	0	0	0	.000	0	0	0	.000	0	0	0-0	0	1	1	.500
Mckinley Malecha	.000	1-0	1	0	0	0	0	0	0	0	.000	0	0	0	.000	0	0	0-0	0	0	0	.000
Sarah Harness	.000	2-2	0	0	0	0	0	0	0	0	.000	0	0	0	.000	0	0	0-0	2	8	0	1.000
Totals	.293	23	625	110	183	28	3	25	97	292	.467	51	13	99	.357	3	12	10114	461	194	25	.963
Opponents	.269	23	620	105	167	27	1	12	95	232	.374	88	20	96	.373	9	9	22127	457	173	26	.960

LOB - Team (138), Opp (180). DPs turned - Team (8), Opp (7). CI - Team (0), Opp (1). Picked off - Caneda 1.

Player	ERA	W-L	APP.	GS	CG	SHO/CO	SV	IP	H	R	ER	BB	SO	2B	3B	HR	AB	AVG.	WP	HBP
Sarah Harness	3.25	3-2	12	10	1	0/2	0	47.1	49	25	22	25	31	9	0	4	181	.271	2	4
Courtney Wallace	3.84	10-8	22	13	9	1/2	2	102.0	102	64	56	60	64	14	1	5	409	.249	15	13
Kendall Mangel	17.77	0-0	2	0	0	0/0	0	4.1	16	16	11	3	1	4	0	3	30	.533	0	3
Totals	4.05	13-10	23	23	10	3/2	2	153.2	167	105	89	88	96	27	1	12	620	.269	17	20
Opponents	3.91	10-13	23	23	7	1/1	3	152.1	183	110	85	51	99	28	3	25	625	.293	8	13

PB - Team (3), Bredwell 2, Malecha 1, Opp (11). Pickoffs - Team (0), Opp (1). SBA/ATT - Bredwell (22-27), Wallace (16-20), Harness (6-7).

2023 ALL-BIG TEN TEAMS AND HONORS

ALL-BIG TEN FIRST TEAM

Player, School	Yr.	Pos.
Taryn Kern, Indiana*	Fr.	2B
Taylor Minnick, Indiana	So.	DP
Nia Carter, Iowa	Sr.	OF
Lexie Blair, Michigan	Sr.	OF
Kayla Chavez, Minnesota	So.	3B
Taylor Krapf, Minnesota	So.	C
Jess Oakland, Minnesota	Fr.	SS
Autumn Pease, Minnesota*	Sr.	RHP
Billie Andrews, Nebraska	Jr.	SS
Brooke Andrews, Nebraska	Jr.	OF
Katelyn Caneda, Nebraska	Fr.	2B
Nikki Cuchran, Northwestern	Sr.	1B
Danielle Williams, Northwestern	Sr.	LHP
Kami Kortokrax, Ohio State	So.	SS
Melina Wilkison, Ohio State	So.	OF
Emily Maddock, Penn State	Jr.	3B
Katie Keller, Wisconsin	Sr.	1B
Maddie Schwartz, Wisconsin	Sr.	RHP

PLAYER OF THE YEAR:

Taryn Kern, Indiana

PITCHER OF THE YEAR:

Autumn Pease, Minnesota

FRESHMAN OF THE YEAR:

Taryn Kern, Indiana*

COACH OF THE YEAR:

Kate Drohan, Northwestern

**unanimous selection*

ALL-BIG TEN SECOND TEAM

Player, School	Yr.	Pos.
Kailee Powell, Illinois	Sr.	1B
Kelly Ryono, Illinois	Sr.	OF
Cora Bassett, Indiana	Jr.	OF
Avery Parker, Indiana	Fr.	OF
Sarah Stone, Indiana	So.	1B
Mackense Greico, Maryland	Sr.	1B
Courtney Wyche, Maryland	Sr.	RHP
Jaeda McFarland, Maryland	Jr.	OF
Lauren Derkowski, Michigan	So.	RHP
Indiana Langord, Michigan	Fr.	2B
Natalie DenHartog, Minnesota	Sr.	OF
Hannah Cady, Northwestern	Jr.	3B
Jordyn Rudd, Northwestern	Sr.	C
Skylar Shellmeyer, Northwestern	Sr.	OF
Sam Hackenbracht, Ohio State	Sr.	DP
Lexie Black, Penn State	Sr.	1B
Bailey Parshall, Penn State	Sr.	LHP
Payton Lincavage, Rutgers	Sr.	3B
Kyleigh Sand, Rutgers	Jr.	SS
Morgan Smith, Rutgers	Jr.	OF

BIG TEN ALL-FRESHMAN TEAM

Player, School	Pos.
Taryn Kern, Indiana*	2B
Cassidy Kettleman, Indiana	OF
Avery Parker, Indiana	OF
Jalen Adams, Iowa	RHP
Indiana Langord, Michigan	2B
Mandy Esman, Michigan State	2B
Jess Oakland, Minnesota	SS
Katelyn Caneda, Nebraska	2B
Kelsey Nader, Northwestern	OF
Kansas Robinson, Northwestern	2B
Ryann Orange, Rutgers	DP

**unanimous selection*

BIG TEN ALL-DEFENSIVE TEAM

Pitcher: Trinity Schlotterbeck (Maryland)
Catcher: Jordyn Rudd (Northwestern)
First Base: Mya Felder (Nebraska)
Second Base: Katelyn Caneda (Nebraska)
Shortstop: Kami Kortokrax (Ohio State)
Third Base: Delaney Rummel (Illinois)
Outfield: Jaeda McFarland (Maryland)
Outfield: Lexie Blair (Michigan)
Outfield: Morgan Smith (Rutgers)

BIG TEN ALL-TOURNAMENT TEAM

Player, School	Pos.
Cora Bassett, Indiana	OF
Briana Copeland, Indiana	P/UTL
Taylor Minnick, Indiana	DP
Sarah Stone, Indiana	1B
Nia Carter, Iowa	OF
Kayla Chavez, Minnesota	INF
Autumn Pease, Minnesota	RHP
Courtney Wallace, Nebraskas	P/UTL
Kelsey Nader, Northwestern	OF
Danielle Williams, Northwestern	LHP
Angela Zedack, Northwestern	OF
Sam Hackenbracht, Ohio State	DP

MOST OUSTANDING PLAYER:

Danielle Williams, Nebraska

BIG TEN PLAYERS OF THE WEEK

February 13

Player: Kyleigh Sand (Rutgers)
Pitcher: Courtney Wallace (Nebraska)
Freshman: Jess Oakland (Minnesota)

February 20

Player: Kyleigh Sand (Rutgers)
Pitcher: Bailey Parshall (Penn State)
Freshman: Paige Maynard (Penn State)

February 27

Player: Taylor Krapf (Minnesota)
Co-Pitcher: Sarah Harness (Nebraska)
Co-Pitcher: Trinity Schlotterbeck (Maryland)
Freshman: Ryann Orange (Rutgers)

March 6

Player: Tyrina Jones (Purdue)
Pitcher: Bailey Parshall (Penn State)
Freshman: Katelyn Caneda (Nebraska)

March 13

Player: Taryn Kern (Indiana)
Pitcher: Autumn Pease (Minnesota)
Co-Freshman: Taryn Kern (Indiana)
Co-Freshman: Keira Bucher (Maryland)

March 20

Co-Player: Taryn Kern (Indiana)
Co-Player: Melina Wilkison (Ohio State)
Pitcher: Danielle Williams (Northwestern)
Freshman: Taryn Kern (Indiana)

March 28

Co-Player: Sarah Stone (Indiana)
Co-Player: Payton Lincavage (Rutgers)
Pitcher: Lauren Boyd (Northwestern)
Freshman: Taryn Kern (Indiana)

April 3

Co-Player: Taylor Minnick (Indiana)
Co-Player: Trinity Schlotterbeck (Maryland)
Pitcher: Courtney Wyche (Maryland)
Freshman: Avery Parker (Indiana)

April 10

Player: Nia Carter (Iowa)
Pitcher: Maddie Schwartz (Wisconsin)
Freshman: Kansas Robinson (Northwestern)

April 17

Player: Brooke Andrews (Nebraska)
Pitcher: Lauren Derkowski (Michigan)
Freshman: Jess Oakland (Minnesota)

April 24

Player: Lexie Black (Penn State)
Pitcher: Autumn Pease (Minnesota)
Freshman: Taryn Kern (Indiana)

May 1

Player: Cora Bassett (Indiana)
Pitcher: Autumn Pease (Minnesota)
Freshman: Taryn Kern (Indiana)

May 8

Player: Mackensie Greico (Maryland)
Pitcher: Autumn Pease (Minnesota)
Freshman: Taryn Kern (Indiana)



WOMEN'S COLLEGE WORLD SERIES TEAMS



1982 (5th PLACE)

The 1982 season marked softball's first year as an NCAA sport and the inaugural Women's College World Series was held at Seymour Smith Field in Omaha. A field of 16 teams competed in regional play, with the eight winners advancing to the World Series. Head Coach Nancy Plantz made sure the hometown Huskers would be a part of the inaugural event, as she guided her team to a 33-14 record and Nebraska's first-ever Big Eight championship. After taking 2-of-3 games from Missouri in the Mideast Regional, NU finished 1-2 in Omaha to tie for fifth place.



1985 (VACATED)

In 1985, Nebraska advanced to the Women's College World Series title game before finishing runner-up to UCLA. The Huskers breezed to the title game behind the arm of Lori Sippel, as Nebraska outscored its first three opponents 13-1. In the championship game, 3,180 fans watched as Janet Pinneau recorded a walk-off RBI single in the bottom of the ninth inning to give UCLA the title. In the World Series opener, Sippel tossed the fourth no-hitter in World Series history against Louisiana Tech. Despite her no-hitter, Sippel did not earn a spot on the all-tournament team, but the Huskers had four players who did, including Ginger Cannon who had a tournament-best five RBIs. In the regular season, Nebraska finished 38-11 and won its second straight Big Eight championship. NU's appearance in the 1985 postseason was later vacated by the NCAA Committee on Infractions.



1984 (3RD PLACE)

After missing the 1983 event, the Huskers finished in a third-place tie at the 1984 Women's College World Series. Wayne Daigle guided Nebraska to a 39-13 record and a Big Eight championship, setting a school record for victories that would stand until 1987. The Huskers' path to Omaha was not easy, as NU needed 18 and 14 innings to post one-run victories over conference foe Oklahoma State in the Mideast Regional. At the World Series, NU posted a 2-2 record. The Husker offense posted a World Series-high .248 average, but Nebraska's 1.22 ERA was nearly one run higher than the ERA of any of the other seven teams. Denice Feldhaus, Ann Schroeder and Peg Richardson were named to the all-tournament team as Richardson (.500) and Schroeder (.455) were the top two hitters at the World Series.



1987 (3RD PLACE)

In the event's final appearance in Omaha, Ron Wolforth led his first Husker team to the Women's College World Series in 1987. Led by second-team All-Americans Lori Sippel and Lori Richins, the 1987 Nebraska Cornhuskers were the first team in school history to win 40 games in a season, as their 41 victories stood as the school record until 1995. In the postseason, NU defeated familiar foe Fresno State in finishing in a tie for third place at the World Series. Sippel finished with a 0.50 ERA at the World Series, earning a spot on the all-tournament team.

WOMEN'S COLLEGE WORLD SERIES TEAMS



1988 (5TH PLACE)

The NCAA Tournament field expanded to 20 teams in 1988, but that did not stop the Nebraska Cornhuskers from advancing to the program's second consecutive Women's College World Series, and NU's fifth appearance in the first seven years of the event. The Huskers captured their fifth consecutive Big Eight championship during the regular season and traveled outside of Nebraska for the World Series, which was contested in Sunnyvale, Calif. Nebraska posted a 1-2 showing in Sunnyvale, finishing in a tie for fifth place. Lori Sippel posted an individual best 0.00 ERA to lead Nebraska to a World Series-low 0.30 team ERA. Despite the strong pitching performances, outfielder Margie Ogradowicz was the Huskers' lone all-tournament selection.



2002 (5TH PLACE)

Nebraska advanced to the Women's College World Series out of a 48-team field for the first time in 2002. The 2002 Cornhuskers are also the only one of NU's seven World Series teams to advance to the event by winning a regional away from Lincoln. In the regular season, Nebraska posted its third straight 50-win season, finishing with a 50-14 record. The Huskers breezed through the Iowa City Regional, before losing two tough one-run games in Oklahoma City. Seventh-seeded Nebraska fell to No. 2 Arizona in the opener, before defeating sixth-seeded Michigan. The Huskers were then eliminated by No. 8 Florida State. In a pitching dominated event, Nebraska's .191 average ranked third, while the Huskers' 1.40 ERA ranked sixth.



1998 (5TH PLACE)

Head Coach Rhonda Revelle, who was a starter on NU's 1982 inaugural Women's College World Series team, returned her alma mater to the championship event in 1998, the final season that featured a 32-team field. The Huskers established a school-record .800 winning percentage, finishing with a 48-12 record. NU swept both the regular season and postseason Big 12 titles, finishing a perfect 20-0, including the only undefeated regular season in conference history. Led by three first- or second-team All-Americans, Nebraska tied for fifth place at the World Series in Oklahoma City. A potent Husker offense hit just .086 in the event, but Ali Viola slugged a home run in her final career at bat, marking Nebraska's second home run in 25 all-time World Series games.



2013 (7TH PLACE)

The 2013 Huskers, who began the year unranked, made history by becoming Nebraska's first team to advance to the WCWS out of a 64-team field. Following a successful regular season, NU earned the No. 14 national seed and was selected to host an NCAA Regional. The Huskers swept through the NCAA Lincoln Regional, outscoring their opponents 21-6 to advance to the first NCAA Super Regional in school history. The Huskers then went 2-1 at No. 3 Oregon in Head Coach Rhonda Revelle's hometown to punch their ticket to Oklahoma City. At the World Series, Nebraska suffered a pair of heartbreaking one-run, extra-inning losses to Washington and Florida. The Huskers' classic with the Gators went 15 innings after Nebraska rallied from a three-run deficit in the bottom of the seventh.

NFCA ALL-AMERICANS



DENISE DAY

- FIRST TEAM (1985)
- SECOND TEAM (1984)

Nebraska's first All-American and multi-time All-American, Denise Day held nearly every offensive record following her Husker career. A two-time CoSIDA Academic All-American, Day earned first-team All-America honors following her senior campaign in 1985 after hitting .359 with a then-school record 11 homers. That year, Day helped Nebraska finish second at the WCWS (later vacated by the NCAA Committee on Infractions) and earned the prestigious Honda Award for her achievements. She was a second-team All-American as a junior in 1984.



TOBIN ECHO-HAWK

- SECOND TEAM (1995)
- THIRD TEAM (1996)

Tobin Echo-Hawk earned third-team All-America honors in 1995, becoming Coach Rhonda Revelle's first All-American. Echo-Hawk hit .405 with a school-record 22 doubles in 1995 and led the Huskers to a then-school record 43-win season. As a senior in 1996, Echo-Hawk hit .340 and scored a then school-record 61 runs to help Nebraska to a second consecutive NCAA Tournament appearance. Echo-Hawk still ranks among Nebraska's all-time leaders in several categories, including batting average (second, .379), hits (first, 266), runs scored (fourth, 168), doubles (tied for first, 48) and total bases (fourth, 378).



LORI RICHINS

- FIRST TEAM (1986)
- SECOND TEAM (1987)

Lori Richins became Nebraska's second first-team All-American in 1986 after hitting .297 with six home runs. Richins added a second-team All-America nod the next year after hitting .261 with four homers. Richins helped the Huskers to a 156-43 record during her career, including a second-place national finish (later vacated by the NCAA Committee on Infractions) and two third-place ties. Richins was also named to the CoSIDA Academic All-America team on three occasions.



ALI VIOLA

- FIRST TEAM (1996, 1998)
- SECOND TEAM (1995)

Ali Viola ranks among the greatest offensive players in NCAA history. At the conclusion of her career, Viola's 53 homers ranked fourth in NCAA history and her .760 slugging percentage ranked seventh. A three-time All-American, Viola only missed All-America accolades in her junior year, when she missed most of the season due to injury. Viola is also the only two-time first-team All-American in school history. A two-time Big 12 Player of the Year, Viola still owns Nebraska's season records for hits (87 in 1995), home runs (22 in 1998), RBIs (72 in 1995) and slugging percentage (.865 in 1998). She is also still Nebraska's all-time leader in batting average (.418), RBIs (213) and slugging percentage (.760).



LORI SIPPEL

- SECOND TEAM (1986)
- SECOND TEAM (1987)

Lori Sippel was the first Husker pitcher to be named an All-American, earning second-team honors as a junior and senior. As a senior in 1987, Sippel went 20-3 with a 0.38 ERA and six saves to lead Nebraska to a WCWS semifinal appearance. In 1986, Sippel set a school record with a 0.37 ERA, allowing only seven earned runs in 133.0 innings. Sippel's greatest achievement might have been when she was named the 1988 Academic All-American of the Year, given to her based on both scholastic and athletic ability. In her career, Sippel racked up 73 victories, 695.1 innings pitched, a 0.54 earned-run average, 838 strikeouts, 39 shutouts, 80 complete games, 16 saves and 10 no-hitters, which all stood atop the Husker career charts until 2000.



CHRISTIE MCCOY

- SECOND TEAM (1998)

Christie McCoy made her mark in only two seasons as a Husker, earning second-team All-America honors in 1998, when she helped Nebraska to the best winning percentage in school history and a trip to the Women's College World Series. McCoy slugged 17 homers during her All-America campaign and finished her career with 26 homers and a .642 slugging percentage, which ranks second on the Husker career chart. McCoy also ranks 11th on the Nebraska all-time chart with a .332 batting average.

NFCA ALL-AMERICANS



JENNIFER LIZAMA

- FIRST TEAM (1999)
- SECOND TEAM (1997, 2000)

Jennifer Lizama joined Ali Viola as the only three-time All-Americans in school history, earning first-team honors in 1999 and second-team recognition in 1997 and 2000. One of the greatest all-around players in Nebraska history, Lizama rewrote the NU record books, finishing her career ranked among the top six on 11 career charts and setting then-career records in at bats (710), games played (232), stolen bases (91), runs scored (199) and walks (124). Lizama ranks third all-time at Nebraska with 47 career home runs, which ranked 11th in NCAA history at the conclusion of her career. She slugged two home runs in a single game on three occasions.



JENNY VOSS

- FIRST TEAM (1998)

Jenny Voss became the first in a long line of great Husker pitchers to earn first-team All-America honors in 1998, when she finished with 40 wins. Voss' 40 wins in 1998 were tied for sixth in NCAA history at the time. She ended the season by hurling 101 consecutive scoreless innings over a stretch of 14 games. Voss shattered many Husker season pitching records, including victories (40), complete games (46) and innings pitched (340.1) in 1998. Voss ended her career with school records for victories (110), innings pitched (1,073) and complete games (127). She also ranked among the top 15 all-time in NCAA history in games pitched, games started, innings pitched and victories.



LEIGH ANN WALKER

- SECOND TEAM (2000)


Leigh Ann Walker earned second-team All-America honors as a sophomore in 2000, when she finished with a 21-6 record, a 1.58 ERA and 233 strikeouts. Walker ended her career ranked among the NU leaders on several categories, including victories (third, 81), winning percentage (second, .764), innings (seventh, 670.0), earned-run average (10th, 1.62), shutouts (fifth, 27), and saves (tied for sixth, eight).



KIM OGEE

- THIRD TEAM (2002)

Kim Ogee became the 10th Husker to earn NFCA All-America honors when she earned third-team accolades in 2002 after leading Nebraska to the Women's College World Series. The Omaha native hit .356 with 12 doubles, 10 homers, 37 walks and 31 stolen bases. She ranks among the top five on several Nebraska career charts, including at bats (1st, 795), stolen bases (1st, 92), games played (1st, 258), doubles (t-1st, 48), hits (t-2nd, 263), runs (3rd, 182), total bases (5th, 369) and walks (5th, 115).



PEACHES JAMES

- SECOND TEAM (2004)

Peaches James finished her Husker career by earning second-team All-America honors in 2004. In her senior season, James finished with a 37-9 record and a 0.70 ERA. She set single-season Nebraska records with 394 strikeouts and 18 shutouts. The 2004 Big 12 Player of the Year, she helped Nebraska to the Big 12 regular season and tournament titles. In the Big 12 Tournament, James threw the second perfect game in school history vs. No. 19 Oklahoma. James ended her career as Nebraska's all-time strikeout (945) leader, and she currently ranks second on that list. James is the Huskers' all-time leader in shutouts (44) and ranks in the top 10 in every pitching category, including second with 98 victories.



ANNE STEFFAN

- THIRD TEAM (2005)

Anne Steffan batted .388 with a school-record 32 stolen bases as a senior in 2005, when she earned third-team All-America honors. Steffan's stellar senior season included a school-record 26-game hitting streak. She left NU with the fourth-highest career average in school history (currently sixth) and also ranked third on the career stolen base chart (currently fourth). Steffan went on to become a two-time All-NPF selection for the Chicago Bandits in the National Pro Fastpitch league.

NFCA ALL-AMERICANS



TAYLOR EDWARDS

- FIRST TEAM (2014)
- THIRD TEAM (2011)

Taylor Edwards earned first-team All-America accolades as a senior in 2014 and third-team honors as a freshman in 2011. Edwards was also named the NFCA Division I Catcher of the Year in 2014. Edwards ranked eighth nationally in RBIs per game and 11th in total home runs (18) in 2011, when she hit .356 with 67 RBIs. In 2014, she became the seventh Husker to earn first-team All-America honors when she batted .346 with 18 home runs, 43 RBIs and a school-record 41 walks. Edwards totaled 17 school records in her four-year career, while also tying NCAA records for most consecutive games with a home run (6 in 2011) and grand slams in a game (2 in 2013). Edwards ended her career with Nebraska's all-time top marks in grand slams (4), home runs (54), walks (150) and hit-by-pitches (39).



TATUM EDWARDS

- SECOND TEAM (2013)
- THIRD TEAM (2014)

Tatum Edwards earned second-team All-America honors as a junior in 2013, before earning a third-team selection in 2014. The 2013 Big Ten Pitcher of the Year, Edwards went 30-10 with a 1.91 ERA, ranking 11th nationally in shutouts (10) and 12th in wins. Offensively, she hit .286 with 11 doubles, 11 homers and 26 RBIs. In 2014, Edwards finished with a 24-13 record and a 1.78 ERA. She tossed two no-hitters and hit .294 with 10 doubles, 14 homers and a career-high 52 RBIs. Edwards ended her career ranked in the top 10 all-time at Nebraska in no-hitters, shutouts, complete games, wins, winning percentage, innings pitched and strikeouts. Offensively, she ended her career ranked fourth in home runs (46), fifth in RBIs (158), sixth in slugging percentage (.566) and eighth in doubles (36) and walks (87).



KIKI STOKES

- THIRD TEAM (2015 & 2016)

Kiki Stokes was a two-time All-American for the Huskers, earning third-team accolades in 2015 and 2016. Stokes set school records with 66 runs, 17 hit-by-pitches and a .532 on-base percentage in 2015 while hitting .407 with 11 homers and five triples. Stokes hit .409 in 2016, becoming only the third Husker to hit .400 in back-to-back seasons. She also added a career-high 74 hits, which ranked seventh in school history. During her senior season, Stokes was taken in the first round of the NPF College Draft with the No. 6 overall pick, becoming the highest NPF Draft Pick in Nebraska history.



MJ KNIGHTEN

- FIRST TEAM (2016)

MJ Knighten became the seventh Husker to earn first-team All-America honors in 2016. Knighten batted .376 with eight doubles, 21 homers and 60 RBIs in her junior season. Her 21 home runs ranked second in Nebraska history, as did her .794 slugging percentage, while Knighten also ranked fourth with 60 RBIs and became the first Husker to produce 60 hits, 60 runs and 60 RBIs in a season. Knighten ranked fourth nationally in home runs and also ranked in the top 25 nationally in runs, RBIs and slugging percentage.



CAM YBARRA

- THIRD TEAM (2022)

Cam Ybarra was the fourth Nebraska second basemen honored as an All-American by the National Fastpitch Coaches Association. A native of Mission Viejo, Calif., Ybarra finished her career as an All-American by earning third-team All-America honors. Ybarra led Nebraska with 65 hits, adding 14 doubles, three triples and 10 home runs. The senior also tallied 39 RBIs and 37 runs, while batting .365. Ybarra was also the Most Outstanding Player of the 2022 Big Ten Tournament after she drove in the game-winning run in the eighth inning of Nebraska's 3-1 win over Michigan.



BILLIE ANDREWS

- THIRD TEAM (2023)

Billie Andrews became the third native Nebraskan to become an All-American, joining Kim Ogee (2002) and Peaches James (2004). Andrews was a third-team selection as a junior in 2023. Andrews started all 58 games at shortstop in her All-America campaign, batting .354 with 13 doubles and 16 home runs. She ranked in the top 30 nationally in total bases (128), extra-base hits (29) and home runs. Andrews produced the sixth-most extra-base hits in Husker history in 2023, while also ranking seventh in home runs and eighth in total bases.

ACADEMIC ALL-AMERICANS



DENISE DAY

• FIRST TEAM (1984, 1985)



JILL RISHEL

• FIRST TEAM (1990)



KOKO TACHA

• THIRD TEAM (2006)



DENICE FELDHAUS

• HONORABLE MENTION (1984)



ANN HALSNE

• THIRD TEAM (1991, 1992)



MOLLY HILL

• FIRST TEAM (2009)
• THIRD TEAM (2008)



SHELBY MERTINS

• HONORABLE MENTION (1984)



DENISE McMILLAN

• SECOND TEAM (1992, 1993, 1994)



ROBIN MACKIN

• SECOND TEAM (2010)



LORI RICHINS

• FIRST TEAM (1986) » SECOND TEAM (1987)
• HONORABLE MENTION (1985)



KARLA KNICELY

• THIRD TEAM (1996)



ASHLEY HAGEMANN

• SECOND TEAM (2011)



MARGIE OGRODOWICZ

• SECOND TEAM (1987, 1988)



JENNY SMITH

• THIRD TEAM (1998)



NIKKI HAGET

• THIRD TEAM (2011)



RUTH CHATWIN

• THIRD TEAM (1987)



JAMIE FUENTE

• THIRD TEAM (2001)



MATTIE FOWLER

• FIRST TEAM (2016)



LORI SIPPEL

• ACADEMIC ALL-AMERICAN OF THE YEAR (1988)
• FIRST TEAM (1988)



KIM OGEE

• SECOND TEAM (2002)



JANELLE FRESE

• SECOND TEAM (1989)



LIZZY ROCK

• FIRST TEAM (2006)

ACADEMIC ALL-AMERICANS	
ALL SOFTBALL PROGRAMS, ALL-TIME	
ALABAMA	37
TENNESSEE	32
NEBRASKA	30

NATIONAL HONORS & AWARDS

ATHLETIC HONORS

HONDA AWARD FOR SOFTBALL (3)

1985..Denise Day, SS (winner)
1988...Lori Sippel, RHP (nominee)
1998...Ali Viola, SS (nominee)

FIRST-TEAM

ALL-AMERICANS (8)

1985.....Denise Day, SS
1986.....Lori Richins, 2B
1996.....Ali Viola, SS
1998.....Ali Viola, SS
.....Jenny Voss, P
1999.....Jennifer Lizama, 2B
2014.....Taylor Edwards, C
2016.....MJ Knighten, 3B

SECOND-TEAM

ALL-AMERICANS (12)

1984.....Denise Day, SS
1986.....Lori Sippel, P
1987.....Lori Richins, 2B
.....Lori Sippel, P
1995.....Ali Viola, SS
.....Tobin Echo-Hawk, 3B
1997.....Jennifer Lizama, SS
1998.....Christie McCoy, DP
2000.....Jennifer Lizama, 2B
.....Leigh Ann Walker, P
2004.....Peaches James, RHP
2013..Tatum Edwards, P/UTL

THIRD-TEAM

ALL-AMERICANS (9)

1996....Tobin Echo-Hawk, 3B
2002.....Kim Ogee, OF
2005.....Anne Steffan, INF
2011.....Taylor Edwards, C
2013..Tatum Edwards, P/UTL
2015.....Kiki Stokes, OF
2016.....Kiki Stokes, OF
2022.....Cam Ybarra, 2B
2023.....Billie Andrews, SS

WCWS

ALL-TOURNAMENT (7)

1984.....Denise Feldhaus, 1B
.....Ann Schroeder, 3B
.....Peg Richardson, OF
1987.....Lori Sippel, P
1988..Margie Ogradowicz, OF
1998.....Ali Viola, SS
2013.....Taylor Edwards, C

NFCA ALL-

MIDWEST REGION (103)

1987.....Donna Deardorff, P
.....Rhonda Gorraiz, 3B
..Margie Ogradowicz, OF
.....Lori Richins, 2B
.....Lori Sippel, P

1992...Kristen Davison, DP (2nd)
1994....Tobin Echo-Hawk, SS
.....Amy Offenbacher, DP
...Sherry Allcorn, OF (2nd)
1995....Tobin Echo-Hawk, 3B
.....Stacie Stafford, P
...Gloria Von Rentzell, 1B
.....Ali Viola, SS
.....Amy Offenbacher, OF
..Angela Blackwood, P (2nd)
1996....Tobin Echo-Hawk, 3B
.....Ali Viola, SS
.....Jenny Smith, C/UT
...Karla Knicely, CF (2nd)
..Gloria Von Rentzell, 1B (2nd)
1997.....Jennifer Lizama, SS
...Christie McCoy, DH/P
.....Jenny Smith, C
.....Jenny Voss, P (2nd)
1998.....Christie McCoy, DP
.....Ali Viola, SS
.....Jenny Voss, P
Jennifer Lizama, 2B (2nd)
.....Jenny Smith, C (2nd)
1999.....Jennifer Lizama, 2B
.....Jenny Voss, P (2nd)
2000.....Jennifer Lizama, UT
.....Leigh Ann Walker, P
...Jamie Fuente, 2B (2nd)
.....Kim Ogee, OF (2nd)
.....Jenny Voss, P (2nd)
2001.....Leigh Suhr, 2B (2nd)
.....Kim Ogee, OF (2nd)
...Leigh Ann Walker, P (2nd)
2002.....Kim Ogee, OF
.....Nicole Trimboli, 1B
..Peaches James, P (2nd)
..Leigh Ann Walker, P (2nd)
2003...Amanda Buchholz, SS
.....Peaches James, UT/P
.....Anne Steffan, 2B
.....Lisa Wangler, OF
.....Kim Ogee, OF (2nd)
2004.....Peaches James, RHP
.....Nicole Trimboli, OF
.....Jessica Yoachim, 3B
...Anne Steffan, 2B (2nd)
...Trisha Tannahill, OF (2nd)
2005.....Anne Steffan, 2B
.....Sheena Lawrick, 1B
..Ashley DeBuhr, RHP (2nd)
...Jessica Yoachim, 3B (2nd)
2006.....Crystal Carwile, 1B
.....Ashley DeBuhr, RHP
.....Jessica Yoachim, 3B
.....Lizzy Rock, OF (2nd)
2007...Ashley DeBuhr, RHP (2nd)
2010..Julie Brechtel, 2B (2nd)
.....Ashley Guile, C (2nd)
...Brooke Thomason, OF (2nd)
2011.....Taylor Edwards, C
...Ashley Hagemann, RHP (2nd)
2012....Ashley Hagemann, RHP (2nd)
2013..Tatum Edwards, RHP/UTL
.....Emily Lockman, RHP
..Brooke Thomason, OF (2nd)
2014.....Hailey Decker, 2B
..Tatum Edwards, RHP/UTL

.....Taylor Edwards, C
.....Emily Lockman, RHP
2015.....MJ Knighten, 3B
...Cassie McClure, P/UTL
.....Steph Pasquale, C
.....Kiki Stokes, OF
2016.....MJ Knighten, 3B
Cassie McClure, RHP/UTL
.....Kiki Stokes, OF
..Mattie Fowler, 1B (2nd)
2017...MJ Knighten, 3B (2nd)
.....Kaylan Jablonski, P/UTL (3rd)
...Alyvia Simmons, OF (3rd)
2018..Kaylan Jablonski, RHP/UTL (2nd)
...Alyvia Simmons, OF (3rd)
2019.....Bri Cassidy, C (3rd)
...Tristen Edwards, SS (3rd)
2021.....Courtney Wallace, P/UTL (3rd)
..Tristen Edwards, OF (2nd)
2022.....Mya Felder, 1B (1st)
.....Cam Ybarra, 2B (1st)
.....Olivia Ferrell, P (2nd)
.....Abbie Squier, OF (2nd)
.....Billie Andrews, SS (3rd)
.....Sydney Gray, 3B (3rd)
..Courtney Wallace, P/UTL (3rd)
2023.....Billie Andrews, SS
.....Mya Felder, 1B (2nd)
...Brooke Andrews, OF (2nd)
...Katelyn Caneda, 2B (3rd)

RAWLINGS GOLD GLOVE

2022.....Courtney Wallace, P

ACADEMIC HONORS

ACADEMIC ALL-AMERICAN OF THE YEAR (1)

1988.....Lori Sippel

FIRST-TEAM ACADEMIC

ALL-AMERICAN (8)

1984.....Denise Day, SS
1985.....Denise Day, SS
1986.....Lori Richins, 2B
1988.....Lori Sippel, P
1990.....Jill Rishel, OF
2006.....Lizzy Rock, OF
2009.....Molly Hill, RHP
2016.....Mattie Fowler, INF

SECOND-TEAM ACADEMIC

ALL-AMERICAN (10)

1987..Margie Ogradowicz, OF
.....Lori Richins, 2B
1988...Margie Ogradowicz, OF
1989.....Janelle Frese, OF
1992.....Denise McMillan, OF
1993.....Denise McMillan, OF
1994.....Denise McMillan, OF
2002.....Kim Ogee, OF
2010.....Robin Mackin, RHP
2011..Ashley Hagemann, RHP

THIRD-TEAM ACADEMIC

ALL-AMERICAN (9)

1987.....Ruth Chatwin, C
1991.....Ann Halsne, 3B
1992.....Ann Halsne, OF
1996.....Karla Knicely, CF
1998.....Jenny Smith, C
2001.....Jamie Fuente, INF
2006.....KoKo Tacha, OF
2008.....Molly Hill, RHP
2011.....Nikki Haget, OF

HONORABLE-MENTION

ACADEMIC

ALL-AMERICAN (3)

1984.....Denise Feldhaus, 1B
.....Shelby Mertins, 3B
1985.....Lori Richins, 2B

ACADEMIC

ALL-DISTRICT (42)

1995.....Karla Knicely, CF
.....Sherry Allcorn, RF
...Gloria Von Rentzell, 1B
.....Karla Knicely, CF
...Gloria Von Rentzell, 1B
.....Melanie Raimondi, P
1997.....Jenny Smith, C
1998.....Jenny Smith, C
1999...Ellen Middleton, C/DP
2001.....Amber Burgess, C
.....Penny Cope, P
.....Jamie Fuente, 1B
2002.....Amber Burgess, C
.....Kim Ogee, OF
2003.....Amber Burgess, C
.....Kim Ogee, OF
2006.....Lizzy Rock, OF
.....KoKo Tacha, OF
.....Jessica Yoachim, INF
2007.....Molly Hill, RHP
2008.....Molly Hill, RHP
2009.....Molly Hill, RHP
.....Meghan Mullin, OF
2010.....Julie Brechtel, INF
.....Heidi Foland, INF
.....Robin Mackin, INF
..Ashley Hagemann, RHP (2nd)
.....Nikki Haget, OF (2nd)
2011.....Julie Brechtel, INF
.....Heidi Foland, INF
...Ashley Hagemann, RHP
.....Nikki Haget, OF
2012..Ashley Hagemann, RHP
.....Nikki Haget, OF
2015.....Mattie Fowler, INF
2016.....Mattie Fowler, INF
2022.....Billie Andrews, INF
2023.....Billie Andrews, INF
.....Ava Bredwell, C
.....Mya Felder, INF
.....Sydney Gray, INF
.....Abbie Squier, OF

CONFERENCE HONORS & AWARDS

ATHLETIC HONORS

PLAYER OF THE YEAR

BIG EIGHT CONFERENCE (1)
1995.....Ali Viola, SS

BIG 12 CONFERENCE (2)

1998.....Ali Viola, SS
2004Peaches James, RHP

PITCHER OF THE YEAR

BIG TEN CONFERENCE (1)
2013..... Tatum Edwards, RHP

FRESHMAN OF THE YEAR

BIG EIGHT CONFERENCE (1)
1995.....Ali Viola, SS

BIG 12 CONFERENCE (1)

1997.....Jennifer Lizama, SS

BIG TEN CONFERENCE (1)

2022 Ava Bredwell, C

FIRST-TEAM

ALL-CONFERENCE

BIG EIGHT CONFERENCE (32)

1984.....Denise Day, SS
..... Wendy Turner, OF
..... Stacy Sunny, C
..... Sandy Wolterman, P
..... Lori Nilsen, DH
1985.....Denise Day, SS
.....Ann Schroeder, 3B
.....Lisa Busby, C
.....Lori Sippel, P
1986.....Lori Sippel, P
.....Jane Kremer, SS
..... Lori Richins, 2B
1987.....Lori Sippel, P
..... Lori Richins, 2B
.....Jane Kremer, SS
..... Leanna Miles, DP
..Margie Ogradowicz, OF
..... Donna Deardorff, P
1988.....Lori Sippel, P
.....Jane Kremer, SS
..Margie Ogradowicz, OF
1989..... Ruth Chatwin, 3B
.....Katy Wolda, C
1991..... Kris Vucurevic, C
1992.....Kristin Davidson, OF
1993..... Shae Sloan, SS
..... Tobin Echo-Hawk, 3B
1994 .. Tobin Echo-Hawk, SS
1995.....Ali Viola, SS
..... Tobin Echo-Hawk, 3B
.....Amy Offenbacker, LF
...Angela Blackwood, UT

BIG 12 CONFERENCE (39)

1996.... Tobin Echo-Hawk, 3B
.....Karla Knically, CF
.....Jenny Smith, UT
1997.....Jennifer Lizama, SS
... Christie McCoy, DH/P
.....Jenny Smith, C
..... Jenny Voss, P
1998.....Jennifer Lizama, 2B
..... Christie McCoy, DP
.....Ali Viola, SS
..... Jenny Voss, P
1999.....Jennifer Lizama, 2B
2000Leigh Ann Walker, P
..... Jamie Fuente, 2B
.....Jennifer Lizama, 1B
..... Jenny Voss, P
2001 Peaches James, P
..Cindy Roethemeyer, 3B
..... Nicole Trimboli, OF
...Leigh Ann Walker, RHP
2002Peaches James, RHP
.....Kim Ogee, OF
2003 Peaches James, UT
.....Kim Ogee, OF
.....Anne Steffan, 2B
.....Amanda Buchholz, SS
2004Peaches James, RHP
..... Trisha Tannahill, OF
..... Nicole Trimboli, OF
.....Jessica Yoachim, 3B
2005 Jessica Yoachim, INF
2006 Ashley DeBuhr, RHP
..... Lizzy Rock, OF
..... Jessica Yoachim, INF
2007 Ashley DeBuhr, RHP
2008Crystal Carwile, INF
2009 Molly Hill, RHP
2010..... Ashley Guile, C
2011 .. Ashley Hagemann, RHP

BIG TEN CONFERENCE (19)

2013..... Tatum Edwards, RHP
..... Taylor Edwards, C
2014.....Hailey Decker, 2B
.. Tatum Edwards, RHP/UTL
..... Taylor Edwards, C
2015..... MJ Knighten, 3B
..... Steph Pasquale, C
.....Kiki Stokes, OF
2016..... MJ Knighten, 3B
.....Kiki Stokes, OF
2018..... Tristen Edwards, SS
2019..... Tristen Edwards, SS
2021..... Billie Andrews, SS
..... Tristen Edwards, OF
2022Abbie Squier, OF
..... Cam Ybarra, INF
2023..... Billie Andrews, SS
..... Brooke Andrews, OF
..... Katelyn Caneda, 2B

TOURNAMENT MVP

BIG EIGHT CONFERENCE (2)

1987.....Lori Sippel, P
1988..... Donna Deardorff, P

BIG 12 CONFERENCE (4)

1998..... Jenny Voss, P
1999.....Jennifer Lizama, 2B
2000Jennifer Lizama, 2B
2004 Peaches James, P

BIG TEN CONFERENCE (1)

2022Cam Ybarra, 2B

ALL-TOURNAMENT TEAM

BIG EIGHT CONFERENCE (31)

1980..... Kathy Foley, OF
1981Rockie Candelario, C
..... Sandy Wolterman, P
.....Shelly Scott, 3B
1982Cindy Aerni, OF
.....Denise Day, SS
..... Rhonda Revelle, 1B
.....Jeanne Wagner, P
1983.....Denise Day, SS
1984.....Ann Schroeder, 3B
..... Sandy Wolterman, P
1985Ann Schroeder, 3B
.....Denise Day, SS
.....Lisa Busby, C
.....Lori Sippel, P
1986.....Lori Richins, 2B
.....Jane Kremer, SS
..Margie Ogradowicz, OF
.....Lisa Winchester, OF
1987 Lori Richins, 2B
..... Rhonda Gorriaz, 3B
.....Leanna Miles, DH
..Margie Ogradowicz, OF
.....Lori Sippel, P
1988 Margie Ogradowicz, OF
.....Katy Wolda, C
.....Lori Sippel, P
..... Donna Deardorff, P
1989.....Jill Rishel, OF
.....Kristin Davidson, OF
1991..... Shae Sloan, SS

BIG 12 CONFERENCE (33)

1996..... Stacie Stafford, P
Angela Blackwood, P/DP
.....Ali Viola, SS
..... Karla Knically, CF
1997..... Jennifer Lizama, SS
1998..... Jenny Voss, P
..... Christie McCoy, DP
.....Jenny Smith, C
.....Ali Viola, SS
1999.....Jennifer Lizama, 2B
...Cindy Roethemeyer, 3B
..... Jenny Voss, P
.....Leigh Ann Walker, P

2000Jennifer Lizama, 2B
.....Kim Ogee, OF
..... Jenny Voss, P
2001 Amber Burgess, C
.....Leigh Suhr, 2B
2002 ...Amanda Buchholz, SS
..... Peaches James, P
..... Nicole Trimboli, 1B
..... Lisa Wangler, OF
2003 .. Peaches James, DP/UTL
..... Sheena Lawrick, INF
2004Peaches James, RHP
..... Nicole Trimboli, OF
.....Jessica Yoachim, 3B
2006 Ashley DeBuhr, RHP
2008Crystal Carwile, INF
..... Molly Hill, RHP
.....Haley Long, OF
.....Meghan Mullin, OF
2009 Julie Brechtel, INF

BIG TEN CONFERENCE (11)

2013..... Tatum Edwards, RHP
..... Emily Lockman, RHP
2015..... Steph Pasquale, C
.....Kiki Stokes, OF
2016.....Mattie Fowler, 1B
.....Kiki Stokes, OF
2022 Mya Felder, INF
..... Oliva Ferrell, RHP
... Courtney Wallace, P/UTL
..... Cam Ybarra, INF
2023... Courtney Wallace, P/UTL

CONFERENCE HONORS & AWARDS

PLAYER OF THE WEEK

BIG EIGHT CONFERENCE (18)

1985..... Denise Day (4/2)
Lori Richins (4/10)
Denise Day (4/17)
 1986.... Margie Ogrodowicz (4/2)
 1987 Jane Kremer (4/29)\
 1989..... Ruth Chatwin (4/10)
 Ruth Chatwin (4/17)
 1990..... Jill Rishel (4/23)
Shae Sloan (4/30)
 1992.. Kristin Davidson (3/30)
Misti Guenther (4/20)
 1993.. Tobin Echo-Hawk (5/2)
 1994 ..Tobin Echo-Hawk (4/18)
 1995..... Ali Viola (2/28)
Ali Viola (3/28)
Tobin Echo-Hawk (4/4)
 ..Tobin Echo-Hawk (4/18)
 ... Amy Offenbacher (5/2)

BIG 12 CONFERENCE (28)

1996..Gloria Von Rentzell (2/27)
Angela Blackwood (3/26)
Ali Viola (4/16)
 1997.... Christie McCoy (3/31)
 1998.....Ali Viola (3/4)
 Jenny Smith (3/16)
Jennifer Lizama (4/14)
 Christie McCoy (4/21)
Ali Viola (4/28)
 1999....Jennifer Lizama (3/14)
Jennifer Lizama (3/28)
 Leigh Suhr (4/19)
 2000 ...Amber Burgess (3/28)
Leigh Suhr (5/9)
 2001 Leigh Suhr (2/20)
 Nicole Trimboli (5/8)
 2002Kim Ogee (3/19)
 2003 Lisa Wangler (2/11)
 Lisa Wangler (2/18)
 ...Amanda Buchholz (3/18)
 2004 ... Peaches James (3/30)
 2006 Lizzy Rock (2/14)
 Trisha Tannahill (3/21)
 2008 Heidi Foland (5/6)
 2009 Julie Brechtel (3/16)
 2010....Brooke Thomason (3/15)
 Ashley Guile (5/11)
 2011 Taylor Edwards (2/22)

BIG TEN CONFERENCE (22)

2012.....Ashley Guile (2/13)
 Brooke Thomason (3/26)
Brooke Thomason (5/14)
 2013.... Taylor Edwards (2/11)
 2014Tatum Edwards (3/3)
Hailey Decker (3/31)
 Taylor Edwards (4/21)
 2015..... Kiki Stokes (2/9)
 2016..... MJ Knighten (2/15)
Kiki Stokes (4/18)
 2017 MJ Knighten (3/20)
Kaylan Jablonski (4/3)
 2018... Tristen Edwards (2/12)
 Tristen Edwards (2/19)
 2019... Tristen Edwards (2/18)
 2020 .. Tristen Edwards (2/10)
 Tristen Edwards (3/9)
 2021.... Tristen Edwards (3/2)
 2022Abbie Squier (2/14)
Sydney Gray (2/21)
Billie Andrews (3/8)
 2023.. Brooke Andrews (4/17)

PITCHER OF THE WEEK

BIG EIGHT CONFERENCE (18)

1985.....Mori Emmons (4/17)
Lori Sippel (4/24)
 1986.....Lori Sippel (4/16)
 1987.. Donna Deardorff (3/25)
Lori Sippel (4/15)
Lori Sippel (5/6)
 1988..... Donna Deardorff
Lori Sippel
Lori Sippel
 1989.....Marie Bowie (4/24)
 1990..... Marie Bowie (4/16)
 ... Stephanie Skegas (4/30)
 1993..... Jody Splichal (3/30)
 ... Cody Dusenberry (5/2)
 1994 ...Melanie Raimondi (5/7)
 1995..... Stacie Stafford (2/27)
 Stacie Stafford (3/6)
 Angela Blackwood (3/13)

BIG 12 CONFERENCE (23)

1999..... Jenny Voss (2/14)
 2000.. Leigh Ann Walker (3/14)
 Jenny Voss (3/21)
Leigh Ann Walker (4/18)
 Jenny Voss (4/25)
 2001..... Peaches James (5/8)
 .. Leigh Ann Walker (3/14)
 .. Leigh Ann Walker (4/18)
 2002.... Peaches James (2/26)
 .. Leigh Ann Walker (2/20)
 2004.... Peaches James (2/17)
 Peaches James (3/16)
 Peaches James (3/24)
 Peaches James (4/20)
 2005.....Ashley DeBuhr (4/19)
 2006.....Ashley DeBuhr (5/21)
 2007..... Molly Hill (4/3)
Ashley DeBuhr (4/17)
 2009 ...Ashley Hagemann (2/10)
 Molly Hill (3/23)
 Molly Hill (4/14)
 2010.....Robin Mackin (3/15)
 2011.. Ashley Hagemann (4/5)

BIG TEN CONFERENCE (13)

2012 ...Ashley Hagemann (3/19)
 Tatum Edwards (3/26)
 ... Ashley Hagemann (4/9)
 Tatum Edwards (4/30)
 2013.... Tatum Edwards (4/29)
 Tatum Edwards (5/7)
 2014.... Emily Lockman (2/18)
 Emily Lockman (4/14)
 Tatum Edwards (4/28)
 2016....Cassie McClure (2/15)
Cassie McClure (4/15)
 2023 ...Courtney Wallace (2/13)
Sarah Harness (2/27)

FRESHMAN OF THE WEEK

BIG TEN CONFERENCE (13)

2013.....Emily Lockman (2/18)
Emily Lockman (3/4)
Dawna Tyson (3/11)
 2014..... MJ Knighten(4/7)
 MJ Knighten (4/14)
 2015..... Laura Barrow (3/23)
 2019.. Lindsey Walljasper (2/18)
 2021..... Billie Andrews (3/30)
Billie Andrews (4/6)
Billie Andrews (4/13)
Billie Andrews (5/4)
 2022 Ava Bredwell (4/18)
 2023.....Katelyn Caneda (3/6)

CONFERENCE HONORS & AWARDS

ACADEMIC HONORS

ACADEMIC

ALL-CONFERENCE

BIG EIGHT CONFERENCE (32)

1984.....Denise Day, SS
Cindy Aerni, OF
Sandy Wolterman, P
 1985.....Lori Richins, 2B
Wendy Turner, OF
 1986.....Lori Richins, 2B
Amy Love, 1B
Shelby Mertins, 3B
 1987.....Donna Deardorff, P
Jane Kremer, SS
 ..Margie Ogrodowicz, OF
Lori Sippel, P
Lori Richins, 2B
 1988.....Donna Deardorff, P
Jane Kremer, SS
Lori Sippel, P
 ..Margie Ogrodowicz, OF
 1989.....Jill Rishel, OF
Mary Wolda, C
Janelle Frese, OF
 1990.....Jill Rishel, OF
 1992.....Misti Guenther, DP
Ann Halsne, 3B
Kris Vucurevic, C
 1993.....Denise McMillan, OF
Kris Vucurevic, C
 1994.....Denise McMillan, OF
Sherry Allcorn, OF
 ...Gloria Von Rentzell, OF
 1995.....Karla Knically, CF
 ...Gloria Von Rentzell, 1B
Sherry Allcorn, RF

BIG 12 CONFERENCE (69)

1996.....Karla Knically, CF
 ...Gloria Von Rentzell, 1B
Tobin Echo-Hawk, 3B
Jenny Smith, C
 1997.....Jenny Smith, C
 1998.....Jenny Smith, C
Jamie Fuente, 1B
Jessica Draemel, OF
 1999.....Jamie Fuente, 1B
 ...Ellen Middleton, C/DP
 ...Cindy Roethemeyer, 3B
Jill Baker, OF
Jessica Draemel, OF
Lori Tschannen, P
 2000.....Jill Baker, OF
Jamie Fuente, 1B
Jenny Voss, P
Jenifer Williams, OF
 2001.....Amber Burgess, C
Penny Cope, P
Jamie Fuente, 1B
Kim Ogee, OF
Lori Mahnke, 1B
 ...Cindy Roethemeyer, 1B
Leigh Ann Walker, P
 2002.....Briana Bates, OF

.....Amanda Buchholz, OF
Amber Burgess, C
Kim Ogee, OF
 ...Cindy Roethemeyer, 3B
Leigh Suhr, 2B
Nicole Trimboli, 1B
 2003.....Amanda Buchholz, SS
Amber Burgess, C
Kim Ogee, OF
 2004.....Peaches James, RHP
Liz Lawhorn, OF
KoKo Tacha, OF
 2005.....Kira Boerkircher, OF
KoKo Tacha, OF
Trisha Tannahill, OF
Jessica Yoachim, INF
 2006.....Lizzy Rock, OF
KoKo Tacha, OF
Trisha Tannahill, OF
Jessica Yoachim, INF
 2007.....Jaime Borg, OF
Molly Hill, RHP
Meghan Mullin, OF
 2008.....Molly Hill, RHP
Meghan Mullin, OF
 2009.....Julie Brechtel, INF
Heidi Foland, INF
Molly Hill, RHP
Alex Hupp, RHP
Haley Long, OF
Meghan Mullin, OF
 2010.....Julie Brechtel, INF
Heidi Foland, INF
 ...Ashley Hagemann, RHP
Nikki Haget, OF
Alex Hupp, RHP/OF
Robin Mackin, RHP
 2011.....Julie Brechtel, INF
Heidi Foland, INF
Ashley Guile, INF
 ...Ashley Hagemann, RHP
Nikki Haget, OF
 ...Megan Southworth, OF

BIG TEN CONFERENCE (131)

2012.....Gabby Banda, INF
Madison Drake, OF
Ashley Guile, INF
 ...Ashley Hagemann, RHP
Nikki Haget, OF
Kylee Muir, INF
 ...Megan Southworth, OF
 ...Brooke Thomason, OF
Haley Workman, RHP
Kirby Wright, C
 2013.....Gabby Banda, INF
Jordan Bettiol, OF
 Tatum Edwards, RHP/UTL
Mattie Fowler, INF
Kylee Muir, INF/DP
 ...Megan Southworth, OF
 ...Brooke Thomason, OF
 2014.....Alicia Armstrong, INF
Hailey Decker, INF

Tatum Edwards, RHP/UTL
Mattie Fowler, INF
Kylee Muir, OF
Dawna Tyson, INF
 2015.....Alicia Armstrong, INF
Rachel Arthur, INF
Mattie Fowler, INF
MJ Knighten, INF
Kylee Muir, OF
Lotte Sjulín, C/OF
Dawna Tyson, INF
Austen Urness, OF
Kat Woolman, OF
 2016.....Alicia Armstrong, INF
Rachel Arthur, INF
Laura Barrow, INF
Caitlin Bartsch, RHP
Mattie Fowler, INF
 ..Kaylan Jablonski, RHP/UTL
Gina Metzler, OF
Taylor Otte, OF
Lotte Sjulín, OF
Dawna Tyson, INF/DP
Madi Unzicker, C
Austen Urness, OF
 2017.....Rachel Arthur, INF
Laura Barrow, INF
Caitlin Bartsch, RHP
Bri Cassidy, C
 ..Kaylan Jablonski, RHP/UTL
Taylor Kadavy, LHP
 Cassie McClure, RHP/UTL
Gina Metzler, OF
Taylor Otte, OF
Alyvia Simmons, OF
Lotte Sjulín, OF/1B
Austen Urness, OF
 2018.....Laura Barrow, INF
Caitlin Bartsch, RHP
Bree Boruff, OF
Bri Cassidy, C
 ..Tristen Edwards, INF/OF
 ..Kaylan Jablonski, RHP/UTL
Lexey Kneib, INF
Gina Metzler, OF
Taylor Otte, OF
Alexis Perry, INF
Alyvia Simmons, OF
Madi Unzicker, INF
Austen Urness, OF/C
 2019.....Bree Boruff, OF
Bri Cassidy, C
Tristen Edwards, SS
Olivia Ferrell, RHP
Lexey Kneib, INF
Regan Mergele, RHP
Ally Riley, C
Alyvia Simmons, OF
Madi Unzicker, INF
Rylie Unzicker, OF
Sarah Yocom, INF
 2020.....Bree Boruff, OF
Tristen Edwards, SS
Olivia Ferrell, RHP

.....Carson Fischer, OF
Mikaela Forcum, C
Lexey Kneib, INF
Samantha Owen, INF
Anni Raley, C
Ally Riley, C
Karlee Seevers, RHP
Madi Unzicker, INF
Rylie Unzicker, OF
 ..Lindsey Walljapser, RHP/UTL
Sarah Yocom, INF
 2021.....Brooke Andrews, INF
Tristen Edwards, OF
Olivia Ferrell, RHP
Payton Huscroft, INF
Samantha Owen, INF
Anni Raley, C
Ally Riley, C
Karlee Seevers, RHP
Rylie Unzicker, OF
 ...Courtney Wallace, RHP
Camryn Ybarra, INF
Sarah Yocom, INF
 2022.....Billie Andrews, INF
Brooke Andrews, INF
 ...Camyl Armendariz, INF
Olivia Ferrell, P
Sydney Gray, INF
Kaylin Kinney, P
Caitlynn Neal, OF
Abbey Newlun, INF
Anni Raley, C
Karlee Seevers, P
Abbie Squier, OF
 ...Courtney Wallace, P/UTL
Cam Ybarra, INF
 2023.....Billie Andrews, INF
Brooke Andrews, OF
Ava Bredwell, C
Mya Felder, INF
Sydney Gray, INF
Kaylin Kinney, P/UTL
Mckinley Malecha, C
Kendall Mangel, RHP
Caitlynn Neal, OF
Abbey Newlun, INF
Abbie Squier, OF
 ...Courtney Wallace, P/UTL

Note: Only first-team academic all-conference honorees listed prior to 2012. Beginning in 2012, only one academic All-Big Ten team was recognized.

HUSKER LETTERWINNERS (ALPHABETICAL)

A...A...A...(11)

Abler, Linda 1977
 Adams, Suzi 1989
 Aerni, Cindy 1982-83-84
 Allcorn, Sherry 1994-95
 Anderson, Elizabeth 1976-77
 Andrews, Billie 2021-22-23
 Andrews, Brooke...2020-21-22-23
 Armendariz, Camyl 2021-22
 Armstrong, Alicia...2013-14-15-16
 Arnold, Danelle 2001
 Arthur, Rachel 2014-15-16-17

B...B...B...(29)

Bahe, Anita 1977
 Baker, Jill 1999-2000
 Baker, Lisa 1999
 Banda, Gabby...2010-11-12-13
 Barrett, Whitney ..2007-08-09-10
 Barrow, Laura 2015-16-17-18
 Bartels, Jan 1976-77-78
 Bartsch, Caitlin...2015-16-17-18
 Bates, Briana 2001-02
 Batenhorst, Beverly 1977-78
 Bettiol, Jordan 2012-13
 Biallas, Jennifer..... 1988-89
 Bishop, Danica 2013-14
 Blackwood, Angela..... 1995-96
 Bleazard, Jamie 1997
 Bodley, Alison 1979-80-81
 Boerkircher, Kira ..2002-03-04-05
 Borg, Jaime 2004-05-06-07
 Boruff, Bree 2017-18-19-20
 Bowie, Marie 1989-90-91
 Breault, Courtney 2012-13
 Brechtel, Julie 2008-09-10-11
 Bredwell, Ava 2022-23
 Brewer, Alice.. 1997-98-99-2000
 Brown, Sandra...1992-93-94-95
 Bryant, Rindy 2017
 Buchholz, Amanda ..2000-01-02-03
 Burgess, Amber...2000-01-02-03
 Busby, Lisa 1985

C...C...C...(15)

Candelario, Rockie 1981
 Caneda, Katelyn 2023
 Cannon, Ginger D. 1985
 Carr, Deanne..... 1980-81-82-83
 Carter, Dakota 2023
 Carwile, Crystal.. 2006-07-08-09
 Casella, Andi 1982
 Cassidy, Bri 2016-17-18-19
 Chatwin, Ruth 1986-87-88-89
 Colvert, Barbara 1977-78
 Conradt, Margaret.. 1976-77-78
 Cook, Lori 1989-90
 Cope, Penny 2000-01
 Craw, Lori..... 1977
 Cuddeford, Michelle.... 1990-91

D...D...D...(12)

Davidson, Kristin...1989-90-91-92
 Day, Denise 1982-83-84-85
 Deardorff, Donna ..1985-86-87-88
 DeBuhr, Ashley .. 2004-05-06-07
 Decker, Hailey 2013-14
 Decker, Katie 2001
 Donaldson, Haley 2017
 Draemel, Jessica 1998-99
 Drake, Madison...2009-10-11-12
 Dunham, Rachel 1994-95-96-97
 Duran, Amanda 2008-09
 Dusenberry, Cody..1993-94-95-96

E...E...E...(10)

Echo-Hawk, Tobin...1993-94-95-96
 Edwards, Tatum...2011-12-13-14
 Edwards, Taylor ...2011-12-13-14
 Edwards, Tristen..2017-18-19-20-21
 Ellison, Debra K. 1981-84-85
 Emmerich, Lisa 1981
 Emmons, Mori ... 1982-83-84-85
 Erisman, Kelly 1981-82
 Erlenbusch, Amy 1991-92-93-94
 Evans, Jocelyn 2004

F...F...F...(15)

Feldhaus, Denice.....1982-83-84
 Felder, Mya 2022-23
 Felix, Alina 2023
 Ferrell, Olivia... 2018-19-20-21-22
 Fisher, Carson 2019-20
 Fischer, Kerry C. 1978-79
 Fleming, Margaret..... 1977-78
 Foland, Heidi 2008-09-10-11
 Foley, Kathy S. ... 1977-78-79-80
 Forcum, Mikaela 2019
 Fowler, Mattie...2012-13-14-15-16
 Frese, Janelle T. 1986-87-88-89
 Fuente, Jamie .. 1998-99-2000-01
 Fuller, Kimberly 2006-07
 Funkhouser, Jamie...1996-97-98

G...G...G...(10)

Gay, Jamie 2009-10
 Geis, Julie 1976-77-78-79
 Glatter, Peyton... 2019-20-21-22
 Gonyea, Connie 1978-79-80
 Gonzalez, Crystal 2007
 Gorraiz, Rhonda..... 1986-87
 Gratopp, Teresa..... 1977
 Gray, Sydney..... 2021-22-23
 Guenther, Misti .. 1989-90-91-92
 Guile, Ashley 2008-10-11-12

H...H...H...(15)

Hagemann, Ashley ... 2009-10-11-12
 Haget, Nikki 2009-10-11-12
 Halsne, Ann 1988-90-91-92
 Handley, Marlys 1986-87
 Hanselmann, Heather... 1995-96
 Hansen, Susan M. 1976
 Harness, Sarah 2023
 Hermanson, Kris .. 1976-77-78-79
 Hill, Molly 2006-07-08-09
 Hoffman, Candy 1979-80
 Hoffman, Deborah S. 1988
 Hoganson, Heidi 1992-93
 Hughes, Abby 2008
 Hupp, Alex 2007-08-09-10
 Huscroft, Payton 2019-20-21

J...J...J...(5)

Jablonski, Kaylan... 2015-16-17-18
 James, Peaches...2001-02-03-04
 Janssen, Linda 1980
 Johnson, JoAnn 1979-80
 Johnson, Joyce 1980

K...K...K...(12)

Kadavy, Taylor 2016-17
 Keen, Jordan 2005
 Kephart, Lila 1992-95
 Keyes, Belinda 1979
 Kier, Carmen 2004-05-06-07
 Killman, Amy J. ... 1989-90-91-92
 Kinney, Kaylin 2021-22
 Kleinsmith, Cassie..... 2005
 Kneib, Lexey 2017-18-19-20
 Knicely, Karla 1994-95-96
 Knighten, Marjani (MJ).....2014-15-16-17
 Kremer, Jane..... 1986-87-88-89

L...L...L...(15)

Lawhorn, Liz 2002-03-04
 Lawrick, Sheena ... 2002-03-04-05
 Leeper, Pamela 1976-77-78
 Leidigh, Danita 1981-84
 Liegl, Sammi 2008
 Linke, Katie 2003-04-05-06
 Linke, Kelli 2008-09
 List, Tracy 1991-92
 Lizama, Jennifer... 1997-98-99-2000
 Lockman, Emily.. 2013-14-15-16
 Long, Haley 2007-08-09
 Loos, Peggy 1981
 Love, Amy L 1985-86-87
 Lowe, Laura 1978-79-80-81
 Luedtke, Sue 1976

M...M...M...(24)

Mackin, Robin 2010
 Mahnke (Tschannen), Lori ...1998-99-00-01
 Malecha, McKinley 2022-23
 Mangel, Kendall 2023
 Mannon, Emily 1992
 Martin, Heather 1999-2000
 Matejka, Deb K. 1979
 Mays, Deanna 1989-90
 McCabe, Dree 1981
 McCann, Morgan 2011
 McClure, Cassie 2015-16-17
 McCoy, Christie 1997-98
 McCrea, Linda 1978-79-80
 McLeod, Sydney 2017-18
 McMillan, Denise .. 1991-92-93-94
 Mergele, Regan 2018-19
 Mertins, Shelby.. 1983-84-85-86
 Metzler, Gina 2015-16-17-18
 Middleton, Ellen 1999
 Miles, Lee Anna 1986-87-88
 Morrow, Cheryl 1979-80
 Muir, Kylee 2011-12-13-14-15
 Mullin, Meghan... 2006-07-08-09
 Mundhenke, Lori 1977

N...N...N...(4)

Neal, Caitlynn 2021-22-23
 Newlun, Abbey 2021-22-23
 Nilsen, Lori 1984
 Noland, Sammi 2013-14

O...O...O...(8)

O'Donnell, Lorie 1989
 Ogee, Kim 2000-01-02-03
 O'Tool, Tammy 1982
 Offenbacher, Amy... 1992-93-94-95
 Ogrodowicz, Margie.. 1986-87-88
 Oswald, Christy 1976
 Otte, Taylor 2015-16-17-18
 Owen, Samantha 2019-20-21

P...P...P...(11)

Pascale, Brittany 2006-07-08-09
 Pasquale, Steph 2015
 Perry, Alexis 2017-18
 Pinkepank, Kelly B. ... 1996-97-98-99
 Pinkerton, Cindy 1987-88
 Poe, Tammy 1978
 Pola, Keana "KP" 2020
 Porter, Devin 2004-05-06-07
 Prather, Angi e 1979
 Prichard, Paula A. 1976
 Pump, Marty L. 1983

R...R...R...(14)

Rabe, Ann L 1976
 Raimondi, Melanie... 1994-95-96-97
 Raley, Anni 2019-20-21-22
 Revelle, Rhonda..... 1981-82-83
 Rex, LuAnn 1978
 Richardson, Peg 1983-84-85
 Richins, Lori 1984-85-86-87
 Riley, Ally 2018-19-20-21
 Rishel, Jill E. 1987-88-89-90
 Rishel, Joy E. 1989-90
 Robbins, Jessica 1997-98-99
 Rock, Lizzy 2005-06
 Roethemeyer, Cindy...1998-99-2001-02
 Rutherford, Darcy ... 2006-07-08-09

S...S...S...(28)

Saum, Marla 1993-94
 Schell, Kristine K. 1976
 Schlabach, Heidi 1985-86
 Schroeder, Ann .. 1982-83-84-85
 Scott, Shelley 1978-79-80-81
 Seever, Karlee .. 2019-20-21-22
 Shaffer, Kathy 1977
 Shandy, Lisa 1992
 Shasteen, Ann 1986-87
 Sinclair, Sarah..... 1994-95-96-97
 Simmons, Alyvia .. 2016-17-18-19

Sippel, Lori 1985-86-87-88
 Sjulín, Lotte 2014-15-16-17
 Skegas, Stephanie .. 1989-90-91
 Sloan, Shae 1990-91-92-93
 Smetter, Ashley 2023
 Smith, Jenny 1995-96-97-98
 Southworth, Megan..2010-11-12-13
 Splichal, Jody 1992-93
 Squier, Abbie 2021-22-23
 Stafford, Stacie L. 1995-96
 Steffan, Anne 2002-03-04-05
 Stevens, Jennifer S. 1990-91
 Stewart, Sandra D. 1976
 Stokes, Kiki 2013-14-15-16
 Stone, Karen 1978
 Suhr, Leigh 1999-2000-01-02
 Sunny, Stacy 1984-85

T...T...T...(15)

Tacha, KoKo 2003-04-05-06
 Tannahill, Trisha ...2003-04-05-06
 Taylor, Ginger 1999-00
 Teten, Vanessa 1976-78
 Thaller, Angie 1990
 Thaller, Rhonda 1990
 Thomason, Brooke ..2010-11-12-13
 Tiemann, Alycia 1994
 Tobias, Summer 2003-04
 Tokheim, Talia 2023
 Trenka, Khara 1989-90-91-92
 Trimboli, Nicole...2001-02-03-04
 Turner, Wendy ... 1982-83-84-85
 Tyson, Dawna 2013-14-15-16
 Tyson, Tori 2008-09-10

U...U...U...(4)

Unzicker, Madi..2015-16-18-19
 Unzicker, Rylie. 2018-19-20-21
 Urness, Austen ...2014-16-17-18
 Uryasz, Julie 1977-78-79-80

V...V...V...(6)

Van Fleet, Debra 1976-77-78
 Viola, Ali 1995-96-97-98
 Von Rentzell, Gloria ...1993-94-95-96
 Voss, Jenny 1997-98-99-2000
 Vrbka, Jean 1976
 Vucurevic, Kris ... 1990-91-92-93

W...W...W...(18)

Wagner, Jeanne 1982
 Waldecker, Jamie ..2004-05-06-07
 Walker, Leigh Ann ..1999-2000-01-02
 Wallace, Courtney ...2019-20-21-22-23
 Walljasper, Lindsey 2019-20
 Wangler, Lisa 2002-03
 Warner, Haidyn 2023
 Wegmann, Ann 1982-83
 Wichman, Cindy 1986-87
 Wicks, Nancy 1980-81-82-83
 Williams, Jenifer .. 1997-98-99-2000
 Winchester, Lisa 1986-87
 Wolda, Mary K. ... 1986-87-88-89
 Woolman, Kat 2014-15
 Wolterman, Sandra..1981-82-83-84
 Workman, Haley 2011-12
 Wright, Kirby..... 2009-10-11-12
 Wright, Saige 2011

Y...Y...Y...(5)

Yoachim, Jessica 2003-04-05-06
 Yobarra, Cam 2020-21-22
 Yocom, Sarah 2018-19-20-21
 Yolo, Brittney 2003-04
 Young, Andrea 1988

HUSKER LETTERWINNERS (HOMETOWN)

ALABAMA (2)

Barrett, Whitney... 2007-08-09-10
Wright, Saige 2011

ARIZONA (14)

Duran, Amanda..... 2008-09
Felix, Alina..... 2023
Fowler, Mattie... 2012-13-14-15-16
Gorraiz, Rhonda..... 1986-87
Gray, Sydney..... 2021-22
Keyes, Belinda..... 1979
Knicely, Karla..... 1994-95-96
McLeod, Sydney..... 2017-18
Mullin, Meghan... 2006-07-08-09
Neal, Caitlynn 2021-22
Noland, Sammi 2013-14
Walker, Leigh Ann... 1999-2000-01-02
Wangler, Lisa..... 2002-03
Warner, Haidyn 2023

CALIFORNIA (53)

Allcorn, Sherry 1994-95
Armenadariz, Camyl 2021-22
Biallas, Jennifer..... 1988-89
Bishop, Danica 2013-14
Breault, Courtney..... 2012-13
Brechtel, Julie ... 2008-09-10-11
Candelario, Rockie..... 1981
Caneda, Katelyn..... 2023
Carter, Dakota..... 2023
Carwile, Crystal... 2006-07-08-09
Casella, Andi..... 1982
Cassidy, Bri..... 2016-17-18-19
Cook, Lori..... 1989-90
Deardorff, Donna... 1985-86-87-88
Edwards, Tatum... 2011-12-13-14
Edwards, Taylor... 2011-12-13-14
Edwards, Tristen... 2017-18-19-20-21
Emmerich, Lisa 1981
Evans, Jocelyn..... 2004
Felder, Mya 2022
Frese, Janelle T.... 1986-87-88-89
Funkhouser, Jamie .. 1996-97-98
Gonzalez, Crystal..... 2007
Knighten, Marijani (MJ) .. 2014-15-16-17
Lizama, Jennifer... 1997-98-99-2000
Lockman, Emily... 2013-14-15-16
Mangel, Kendall..... 2023
Mahnke (Tschannen), Lori... 1998-99-00-01
Mays, Deanna 1989-90
McCoy, Christie..... 1997-98
Nilsen, Lori..... 1984
Owen, Samantha... 2019-20-21
Pola, Keana "KP"..... 2020
Porter, Devin 2004-05-06-07
Raimondi, Melanie... 1994-95-96-97
Raley, Anni..... 2019-20-21-22
Richins, Lori..... 1984-85-86-87
Rock, Lizzy..... 2005-06
Shandy, Lisa 1992
Skegas, Stephanie... 1989-90-91
Stafford, Stacie L..... 1995-96
Sunny, Stacy 1984-85
Tobias, Summer 2003-04
Tokheim, Talia 2023
Tyson, Dawna..... 2013-14-15-16
Tyson, Tori..... 2008-09-10
Urness, Austen 2014-16-17-18
Viola, Ali 1995-96-97-98
Vucurevic, Kris... 1990-91-92-93
Waldecker, Jamie... 2004-05-06-07
Walljasper, Lindsey 2019-20
Ybarra, Cam 2020-21-22
Yolo, Brittney..... 2003-04

MINNESOTA (2)

Malecha, Mckinley 2022
Steffan, Anne ... 2002-03-04-05

MISSOURI (3)

Barrow, Laura 2015-16-17-18
Harness, Sarah 2023
Kneib, Lexey..... 2017-18-19-20

NEBRASKA (100)

AUBURN (1)
Teten, Vanessa 1976-78

BEATRICE (8)

Armstrong, Alicia... 2013-14-15-16
Bryant, Rindy..... 2017
DeBuhr, Ashley... 2004-05-06-07
Gay, Jamie..... 2009-10
Killman, Amy J. 1989-90-91-92
Pinkerton, Cindy A..... 1987-88
Shasteen, Ann 1986-87
Tiemann, Alycia..... 1994

BEAVER CROSSING (1)

Geis, Julie..... 1976-77-78-79

BLAIR (2)

Batenhorst, Beverly..... 1977-78
Foley, Kathy S..... 1977-78-79-80

COLUMBUS (1)

Aerni, Cindy 1982-83-84

COZAD (2)

Boerkercher, Kira ... 2002-03-04-05
Yocom, Sarah 2018-19-20-21

DENTON (1)

Fischer, Carson 2019-20

DONIPHAN (1)

Morrow, Cheryl 1979-80

ELKHORN (2)

Hagemann, Ashley... 2009-10-11-12
Haget, Nikki 2009-10-11-12

FREMONT (1)

Leeper, Pamela 1976-77-78

GENEVA (1)

Saum, Marla 1993-94

HAWAII (1)

Fuller, Kimberly 2006-07

ILLINOIS (2)

Hanselmann, Heather .. 1995-96
Pascale, Brittany... 2006-07-08-09

IOWA (19)

Brown, Sandra... 1992-93-94-95
Cope, Penny..... 2000-01
Halsne, Ann..... 1988-90-91-92
Hoganson, Heidi..... 1992-93
Kephart, Lila..... 1992-95
Kinney, Kaylin..... 2021-22
Kremer, Jane 1986-87-88-89
Lawhorn, Liz..... 2002-03-04
Leidigh, Danita..... 1981-84
O'Tool, Tammy..... 1982
Prather, Angie..... 1979
Pump, Marty L..... 1983
Richardson, Peg 1983-84-85
Schroeder, Ann... 1982-83-84-85
Turner, Wendy... 1982-83-84-85
Voss, Jenny... 1997-98-99-2000
Wagner, Jeanne 1982
Wegmann, Ann 1982-83
Wolterman, Sandra... 1981-82-83-84

KANSAS (11)

Bredwell, Ava 2022
Guile, Ashley 2008-10-11-12
Hughes, Abby 2008
Hupp, Alex 2007-08-09-10
Pinkepank, Kelly... 1996-97-98-99
Simmons, Alyvia... 2016-17-18-19
Stokes, Kiki..... 2013-14-15-16
Tacha, KoKo 2003-04-05-06
Tannahill, Trisha... 2003-04-05-06
Thomason, Brooke... 2010-11-12-13
Yoachim, Jessica ... 2003-04-05-06

MINNESOTA (2)

Malecha, Mckinley 2022
Steffan, Anne ... 2002-03-04-05

MISSOURI (3)

Barrow, Laura 2015-16-17-18
Harness, Sarah 2023
Kneib, Lexey..... 2017-18-19-20

NEBRASKA (100)

AUBURN (1)
Teten, Vanessa 1976-78

BEATRICE (8)

Armstrong, Alicia... 2013-14-15-16
Bryant, Rindy..... 2017
DeBuhr, Ashley... 2004-05-06-07
Gay, Jamie..... 2009-10
Killman, Amy J. 1989-90-91-92
Pinkerton, Cindy A..... 1987-88
Shasteen, Ann 1986-87
Tiemann, Alycia..... 1994

BEAVER CROSSING (1)

Geis, Julie..... 1976-77-78-79

BLAIR (2)

Batenhorst, Beverly..... 1977-78
Foley, Kathy S..... 1977-78-79-80

COLUMBUS (1)

Aerni, Cindy 1982-83-84

COZAD (2)

Boerkercher, Kira ... 2002-03-04-05
Yocom, Sarah 2018-19-20-21

DENTON (1)

Fischer, Carson 2019-20

DONIPHAN (1)

Morrow, Cheryl 1979-80

ELKHORN (2)

Hagemann, Ashley... 2009-10-11-12
Haget, Nikki 2009-10-11-12

FREMONT (1)

Leeper, Pamela 1976-77-78

GENEVA (1)

Saum, Marla 1993-94

GRETNA (2)

Andrews, Billie..... 2021-22
Andrews, Brooke.... 2020-21-22

GRAND ISLAND (1)

Foland, Heidi..... 2008-09-10-11

HASTINGS (1)

Baker, Lisa 1999

HICKMAN (1)

Robbins, Jessica..... 1997-98-99

LINCOLN (31)

Arthur, Rachel 2014-15-16-17
Bartels, Jan..... 1976-77-78
Borg, Jaime..... 2004-05-06-07
Colvert, Barbara..... 1977-78
Conrad, Margaret.. 1976-77-78
Cuddeford, Michelle... 1990-91
Drake, Madison... 2009-10-11-12
Ellison, Debra K. 1981-84-85
Erisman, Kelly..... 1981-82
Fischer, Kerry C..... 1978-79
Gonyea, Connie 1978-79-80
Hermanson, Kris... 1976-77-78-79
Hoffman, Candy..... 1979-80
Hoffman, Deborah S..... 1988
Johnson, JoAnn 1979-80
Johnson, Joyce 1980
Liegl, Sammi..... 2008
Linke, Katie..... 2003-04-05-06
Linke, Kelli 2008-09
List, Tracy 1991-92
Loos, Peggy 1981
Offenbacher, Amy.. 1992-93-94-95
Poe, Tammy..... 1978
Smetter, Ashley..... 2023
Splichal, Jody..... 1992-93
Squier, Abbie 2021-22
Stone, Karen..... 1978
Thaller, Angie..... 1990
Thaller, Rhonda 1990
Wichman, Cindy..... 1986-87
Woolman, Kat..... 2014-15

NORTH PLATTE (9)

Baker, Jill 1999-2000
Brewer, Alice..... 1997-98-99-2000
Miles, Lee Anna..... 1986-87-88
O'Donnell, Lorie..... 1989
Rishel, Jill E. 1987-88-89-90
Rishel, Joy E..... 1989-90
Roethemeyer, Cindy.. 1998-99-2001-02
Von Rentzell, Gloria... 1993-94-95-96
Wicks, Nancy..... 1980-81-82-83

OGALALA (1)

Buchholz, Amanda.. 2000-01-02-03

OMAHA (26)

Carr, Deanne 1980-81-82-83
Draemel, Jessica..... 1998-99
Erlenbusch, Amy..... 1991-92-93-94
Feldhaus, Denice ... 1982-83-84
Ferrell, Olivia. 2018-19-20-21-22
Fleming, Margaret..... 1977-78
Glatzer, Peyton... 2019-20-21-22
Guenther, Misti... 1989-90-91-92
Huscroft, Payton..... 2019-20-21
Jablonski, Kaylan... 2015-16-17-18
Kleinsmith, Cassie..... 2005
Lowe, Laura 1978-79-80-81
McCann, Morgan 2011
McCrea, Linda..... 1978-79-80
Mertins, Shelby... 1983-84-85-86
Metzler, Gina..... 2015-16-17-18
Ogee, Kim 2000-01-02-03
Rex, LuAnn 1978
Rutherford, Darcy ... 2006-07-08-09
Sinclair, Sarah 1994-95-96-97
Sjulin, Lotte 2014-15-16-17
Stevens, Jennifer S..... 1990-91
Unzicker, Madi..... 2015-16-18-19
Unzicker, Rylie 2018-19-20-21
Uryasz, Julie 1977-78-79-80
Wallace, Courtney..... 2019-20-21-22

PAPILLION (3)

James, Peaches... 2001-02-03-04
Southworth, Megan.. 2010-11-12-13
Suhr, Leigh 1999-2000-01-02

SEWARD (1)

Scott, Shelley 1978-79-80-81

STRANG (1)

Matejka, Deb K. 1979

WAHOO (1)

Otte, Taylor 2015-16-17-18

WAYNE (1)

Hill, Molly 2006-07-08-09

YORK (2)

Kadavy, Taylor..... 2016-17
Seever, Kärlee..... 2019-20-21

NEW JERSEY (1)

Pasquale, Steph 2015

NEW YORK (2)

Bodley, Alison 1979-80-81
Wright, Kirby..... 2009-10-11-12

OHIO (1)

McMillan, Denise... 1991-92-93-94

OKLAHOMA (8)

Blackwood, Angela..... 1995-96
Fuente, Jamie..... 1998-99-2000-01
Martin, Heather..... 1999-2000
Perry, Alexis..... 2017-18
Riley, Ally 2018-19-20-21
Van Fleet, Debra 1976-77-78
Williams, Jenifer... 1997-98-99-2000
Winchester, Lisa 1986-87

OREGON (6)

Bowie, Marie 1989-90-91
Decker, Hailey..... 2013-14
Handley, Marlys..... 1986-87
McCabe, Dree..... 1981
Muir, Kylee 2011-12-13-14-15
Revelle, Rhonda 1981-82-83

PENNSYLVANIA (1)

Day, Denise 1982-83-84-85

SOUTH CAROLINA (1)

Workman, Haley..... 2011-12

SOUTH DAKOTA (1)

Emmons, Mori... 1982-83-84-85

TEXAS (6)

Banda, Gabby 2010-11-12-13
Bartsch, Caitlin... 2015-16-17-18
Bettiol, Jordan 2012-13
Busby, Lisa..... 1985
Cannon, Ginger D..... 1985
Davidson, Kristin... 1989-90-91-92
Long, Haley 2007-08-09
Love, Amy L..... 1985-86-87
McClure, Cassie 2015-16-17
Merzele, Regan..... 2018-19
Middleton, Ellen..... 1999
Newlun, Abbey 2021-22
Ogrodowicz, Margie... 1986-87-88
Sloan, Shae..... 1990-91-92-93
Taylor, Ginger..... 1999-00
Wolda, Mary K. ... 1986-87-88-89

UTAH (1)

Bleazard, Jamie..... 1997

VIRGINIA (1)

Young, Andrea 1988

WASHINGTON (4)

Dunham, Rachel ... 1994-95-96-97
Forcum, Mikaela 2019
Kier, Carmen 2004-05-06
Mannon, Emily 1992

INTERNATIONAL (4)

AUSTRALIA (1)
Chatwin, Ruth..... 1986-87-88-89

CANADA (3)

Lawrick, Sheena... 2002-03-04-05
Mackin, Robin 2010
Sippel, Lori 1985-86-87-88

YEAR-BY-YEAR RESULTS (1977-80)

1977 (12-15)

Head Coach Don Isherwood
 Overall Record..... 12-15 (.444)
 Big Eight Record..... 1-4 (t-4th)
 Home Record..... 3-7 (.300)
 Away Record..... 2-3 (.400)
 Neutral Record 7-5 (.583)
 Longest Winning Streak.. 3 games
 Longest Losing Streak 5 games

at Kansas State 11-12 L
 NW Missouri State 8-7 W
 NW Missouri State 0-5 L
 Kearney State 2-1 W
 Kearney State 3-2 W
 Oklahoma# 2-1 W
 at Kansas# 1-2 L
 Kansas State# 0-7 L
 Central Oklahoma\$ 2-0 W
 Texas Women's\$ 1-9 L
 Bethany\$ 13-3 W
 Northeast Oklahoma\$ 2-0 W
 UNO 1-4 L
 NW Missouri State 0-10 L
 NW Missouri State 2-14 L
 UNO 0-10 L
 UNO 2-4 L
 Kearney State% 12-2 W
 at UNO% 0-3 L
 Kearney State% 6-5 W
 at UNO% 1-0/8 W
 at UNO% 2-0 W
 UNO% 0-6 L
 UNO% 0-5 L
 Tarkio& 1-2 L
 North Dakota State& 15-4 W
 Kansas& 0-8 L

#Big Eight Tournament; \$Oklahoma Invitational; %State Tournament; &Region VI Tournament

1978 (25-14)

Head Coach Don Isherwood
 Overall Record..... 25-14 (.641)
 Big Eight Record..... 4-3 (7th)
 Home Record..... 12-2 (.857)
 Away Record..... 8-7 (.533)
 Neutral Record 5-5 (.500)
 Longest Winning Streak.. 7 games
 Longest Losing Streak 3 games

at Wichita State 3-4 L
 at Wichita State 2-5 L
 at Oklahoma Baptist 15-3 W
 Northeast Oklahoma# 9-3 W
 Northwest Oklahoma# 13-2 W
 Texas Women's# 0-4 L
 SW Missouri State# 1-12 L
 Wayne State 0-1 L
 Wayne State 4-2 W
 Kearney State 6-4 W
 Kearney State 9-2 W
 at UNO 3-4 L
 at UNO 2-0 W
 North Dakota\$ 12-0 W
 Northern Illinois\$ 5-3 W
 North Dakota State\$ 10-4 W
 Drake\$ 10-9 W
 at Kansas State 5-3/8 W
 at Kansas State 6-1 W
 at Wayne State 8-11 L
 at Wayne State 14-7 W
 Iowa State% 4-9 L
 Oklahoma State% 4-6 L
 Kansas State% 5-6 L
 Kansas State% 2-1 W
 Luther College% 1-9 L
 Iowa State% 4-2 W
 UNO 1-0 W
 UNO 6-5/9 W
 at Creighton 12-1/6 W
 at Creighton 5-6 L
 at Kearney State 8-0 W
 at Kearney State 3-0 W
 Creighton& 8-2 W
 at UNO& 3-7 L
 Wayne State& 3-0 W
 at UNO& 4-5 L
 Emporia State 5-3 W
 Emporia State 9-5 W

#Oklahoma Invite; \$Husker Invite; %Husker Invite; &State Tournament

1979 (33-18)

Head Coach Don Isherwood
 Overall Record..... 33-18 (.647)
 Big Eight Record..... 3-8 (6th)
 Home Record..... 18-2 (.900)
 Away Record..... 8-8 (.500)
 Neutral Record 7-8 (.467)
 Longest Winning Streak.. 9 games
 Longest Losing Streak 4 games

Ohio State 1-2 L
 at Oklahoma 1-6 L
 Minnesota 0-7 L
 Grand Valley 3-2 W
 Missouri-St. Louis 4-1 W
 Northwestern 6-4 W
 Baylor 15-3 W
 Northeast Oklahoma 12-3 W
 Minnesota 2-4 L
 at Oklahoma 2-8 L
 at Phoenix College 2-1 W
 at Phoenix College 12-1 W
 at Arizona State 3-6 L
 at Arizona State 1-2 L
 at Arizona State 1-6 L
 New Mexico 1-6 L
 Mankato State 11-3 W
 South Dakota 5-4 W
 Iowa 4-1 W
 Northern Iowa 5-2 W
 Iowa State 0-3 L
 Emporia State 12-2 W
 at NW Missouri State 3-0/6 W
 at NW Missouri State 5-1 W
 at Drake 1-2 L
 at Drake 4-1 W
 Missouri 0-2 L
 Oklahoma State 0-3 L
 NW Missouri State 1-0 W
 NW Missouri State 6-4 W
 Wayne State 2-1 W
 Wayne State 9-3 W
 at Kansas 1-3 L
 at Kansas 12-1 W
 NW Missouri State 3-1 W
 Kansas State 10-11 L
 Kansas State 7-6 W
 Kansas State 8-2 W
 at UNO 2-1/8 W
 at UNO 4-0 W
 Nebraska Wesleyan 7-0 W
 Kearney State 5-3 W
 Creighton 3-1 W
 Kearney State 2-1 W
 Creighton 6-2 W
 Creighton 3-10 L
 UNO 4-1 W
 UNO 3-0 W
 at Kansas 0-9 L
 North Dakota State 10-4 W
 Emporia State 2-4 L

1980 (27-23)

Head Coach Don Isherwood
 Overall Record..... 27-23 (.540)
 Big Eight Record..... 8-9 (.4th)
 Home Record..... 13-7 (.650)
 Away Record..... 10-8 (.555)
 Neutral Record 4-8 (.333)
 Longest Winning Streak.. 4 games
 Longest Losing Streak 3 games

Central Oklahoma 3-1 W
 SE Missouri State 5-0 W
 Oklahoma 3-4 L
 Texas-Arlington 0-1 L
 Kansas State# 7-0 W
 Southern Illinois# 2-3 L
 Texas Women's# 0-5 L
 Oklahoma# 1-3 L
 Drake 2-1 W
 Drake 8-4 W
 Creighton 2-7 L
 Creighton 7-9 L
 North Dakota State^ 14-2 W
 Northern Iowa^ 5-1 W
 Emporia State^ 0-1 L
 Iowa State^ 2-1 W
 Wayne State^ 4-0 W
 Emporia State^ 0-2 L
 at Kearney State 5-0 W
 at Kearney State 9-5 W
 Wayne State 7-2 W
 Wayne State 9-4 W
 at Missouri Western 5-0 W
 at Missouri Western 2-1 W
 Missouri 0-8 L
 Oklahoma% 9-1 W
 Kansas% 3-4 L
 UNO 1-2 L
 UNO 5-1 W
 at Iowa State 1-4 L
 at Iowa State 4-1 W
 at Drake 8-0 W
 at Drake 1-5 L
 at Kansas 4-6 L
 at SW Missouri State 1-4 L
 at Oklahoma State 0-11 L
 at Wichita State 7-1 W
 at Wichita State 13-2 W
 at Kansas State 4-6 L
 at Kansas State 3-0 W
 Kearney State 3-1 W
 Kearney State 6-0 W
 at Creighton 3-2 W
 at Creighton 2-3 L
 at Kansas 4-6 L
 Kansas 5-1 W
 Kansas State 0-1 L
 Kansas State 2-1 W
 Saint Louis 5-9 L
 Creighton 0-1 L

#Southwest Missouri Invitational; ^Husker Invitational; %Big Eight Tournament

YEAR-BY-YEAR RESULTS (1981-84)

1981 (27-21)

Head Coach Nancy Plantz
 Overall Record..... 27-21 (.563)
 Big Eight Record..... 5-6 (3rd)
 Home Record..... 7-4 (.636)
 Away Record..... 7-9 (.438)
 Neutral Record 13-8 (.619)
 Longest Winning Streak.. 4 games
 Longest Losing Streak 3 games

Rutgers	0-2	L
Buena Vista	8-4	W
SW Missouri State!	3-2	W
Texas Women's!	2-4	L
Northeast Oklahoma!	6-1	W
Southern Illinois!	0-1	L
Sam Houston State#	1-0	W
Oklahoma#	2-3	L
SW Missouri State#	4-3	W
New Mexico#	2-3	L
Cloud C.C.*	4-2	W
Central Oklahoma*	8-3	W
Emporia State*	0-3	L
Ellsworth C.C.*	3-1	W
at Emporia State*	0-1	L
Kearney State	5-4/9	W
Kearney State	1-3	L
at NW Missouri State	2-0	W
at NW Missouri State	3-0	W
Mankato State	3-1	W
Minnesota^	1-2	L
Wayne State^	7-0	W
Iowa State^	2-0	W
NW Missouri State^	1-3	L
Creighton^	8-4	W
Minnesota^	1-0	W
at Kansas State	6-2	W
at Kansas State	2-1/10	W
at Kansas	0-3	L
SW Missouri State	1-2	L
at Drake	4-5/10	L
at Drake	9-0	W
Missouri%	1-0	W
Iowa State%	6-2/18	W
Oklahoma State%	0-10	L
Kansas%	2-5	L
at Kearney State	7-6/9	W
at Kearney State	4-3	W
at Creighton	0-9	L
at Creighton	0-1	L
NW Missouri State	0-4	L
NW Missouri State	7-0	W
Kansas State	4-3	W
Kansas State	1-2	L
Kansas~	0-8	L
Saint Louis~	10-0	W
Iowa~	1-0	W
Iowa State~	0-3	L

!Oklahoma Invitational; #Texas Women's Invitational; *Emporia State Invitational; ^Husker Invitational; %Big Eight Championship; ~Region VI Championship

1982 (33-14)

Head Coach Nancy Plantz
 Overall Record..... 33-14 (.702)
 Big Eight Record..... 9-3 (1st)
 Home Record..... 4-1 (.800)
 Away Record..... 8-4 (.667)
 Neutral Record 21-9 (.700)
 Longest Winning Streak 10 games
 Longest Losing Streak 2 games

Central Arizona#	1-2	L
Oklahoma City#	7-0/5	W
Colorado State#	4-2	W
at New Mexico State#	4-1	W
Western Arizona#	4-1	W
Baylor#	0-1	L
Arizona State<	1-0/8	W
Texas-Arlington<	1-8	L
LSU<	1-0/18	W
Ohio State<	2-1	W
Louisiana Tech<	1-5	L
Northern Colorado<	5-0	W
Northern Colorado<	4-1	W
Ohio State<	2-3/8	L
Iowa<	0-1	L
Utah<	1-0	W
Oklahoma*	4-0	W
at Kansas*	0-5	L
Kansas State*	4-3/11	W
Oklahoma*	3-1	W
at Creighton*	0-1/8	L
at Creighton*	4-2	W
Mankato State*	4-1	W
Mankato State*	7-0	W
Central Illinois%	5-4/10	W
Creighton%	1-0	W
SW Missouri St.%	1-0	W
Missouri-St. Louis%	4-1	W
Kansas State%	0-2	L
at Missouri%	1-0	W
Oklahoma!	2-0	W
Iowa State!	9-0	W
Missouri!	1-0/14	W
Missouri!	3-1/8	W
Wichita State>	8-3	W
at Kansas State>	1-0	W
NE Missouri State+	2-1/22	W
Northwestern+	5-0	W
UNO+	3-2	W
Missouri+	2-3	L
NE Missouri State+	2-5	L
Missouri\$	1-0/11	W
Missouri\$	0-1	L
Missouri\$	4-1	W
Creighton^	3-2/8	W
Arizona State^	0-2	L
Fresno State^	0-1	L

#New Mexico State Invitational; <Oklahoma Tournament; *Kansas Invitational; %Missouri Invitational; !Big Eight Tournament; >Kansas State Triangular; +Creighton Classic; \$NCAA Tournament; ^Women's College World Series

1983 (17-18)

Head Coach Nancy Plantz
 Overall Record..... 17-18 (.486)
 Big Eight Record..... 3-7 (7th)
 Home Record..... 2-0 (1.000)
 Away Record..... 3-3 (.500)
 Neutral Record 12-15 (.444)
 Longest Winning Streak.. 5 games
 Longest Losing Streak 5 games

Northern Arizona	6-1	W
Eastern Arizona	4-3	W
Texas Tech	3-2/8	W
at New Mexico State	1-0/8	W
Oklahoma State	3-2	W
Kansas	2-4	L
New Mexico	1-4	L
Central Michigan	4-3	W
Indiana	0-3	L
Arizona	1-5	L
Northern Illinois	3-2	W
New Mexico	0-2	L
Louisiana Tech	1-2	L
Kansas State	2-4	L
Central Illinois	2-5/8	L
Kansas State	3-1	W
SW Missouri State	1-2	L
Creighton	2-0	W
NW Missouri State	3-2/11	W
NW Missouri State	2-3	L
California	2-1	W
Creighton	2-7	L
Texas A&M	0-5	L
California	4-3	W
Kansas	0-3	L
Missouri	4-3	W
Iowa State	0-3	L
Kansas State	0-7	L
Oklahoma State	1-2/8	L
Oklahoma	1-2/13	L
Pacific	0-5	L
Fresno State	4-1	W
San Francisco	1-0	W
at California	2-1	W
UC Santa Barbara	3-2/19	W

1984 (39-13)

Head Coach Wayne Daigle
 Overall Record..... 39-13 (.750)
 Big Eight Record..... 6-2 (1st)
 Home Record..... 12-2 (.857)
 Away Record..... 14-5 (.737)
 Neutral Record 13-6 (.684)
 Longest Winning Streak ... 17 games
 Longest Losing Streak 3 games

Mesa College#	4-1	W
Central Arizona#	3-1	W
Northern Arizona#	5-1	W
New Mexico#	0-1	L
at New Mexico State#	8-0/5	W
Utah State#	1-7	L
New Mexico#	2-1/8	W
NE Missouri State!	6-0	W
at Texas-Arlington!	3-2	W
at Texas-Arlington!	6-1	W
at Baylor!	3-2	W
at Baylor!	2-4	L
at Sam Houston State	3-0	W
at Sam Houston State	3-1	W
at Texas A&M	0-5	L
at Texas A&M	0-1	L
Texas A&M^	2-3/8	L
Stephen F. Austin^	1-0	W
Michigan^	1-0	W
at Baylor^	1-0	W
Texas A&M^	1-3	L
at Baylor^	2-3	L
at Creighton	1-0	W
at Creighton	0-4	L
Iowa State	1-0	W
Oklahoma	2-0	W
Iowa State	4-0	W
Oklahoma	0-1	L
Grandview	4-0	W
Grandview	10-0/5	W
Missouri	5-2	W
Kansas	1-2	L
Missouri	4-0	W
Kansas	9-1	W
at Kearney State	7-4	W
at Kearney State	5-1	W
Creighton	4-0	W
Creighton	1-0	W
at Grandview	2-0	W
at Grandview	5-0/4	W
at Simpson	7-0	W
at Simpson	11-0/5	W
Kansas State%	4-0	W
Oklahoma%	2-0	W
Oklahoma State%	2-0	W
Oklahoma State%	4-1	W
Oklahoma State&	3-2/18	W
Oklahoma State&	2-1/14	W
Fresno State+	2-0	W
Texas A&M+	2-5	L
Adelphi+	2-1	W
UCLA+	0-1/8	L

#New Mexico State Invitational; !Bartlesville Invitational; ^Baylor Invitational; %Big Eight Tournament; \$NCAA Regional; +Women's College World Series

YEAR-BY-YEAR RESULTS (1985-88)

1985 (33-8)

Head CoachWayne Daigle
 Overall Record.....33-8 (.805)
 Big Eight Record.....11-1 (1st)
 Home Record.....10-0 (1.000)
 Away Record.....10-6 (.625)
 Neutral Record13-2 (.867)
 Longest Winning Streak ... 10 games
 Longest Losing Streak 3 games

Wichita State	8-0/6	W
Illinois State	7-0	W
Texas Tech	4-0	W
Arizona State	2-1	W
Missouri	1-3	L
at Cal State Fullerton	0-2	L
at Utah	0-3	L
at Cal State Northridge	3-0	W
at Cal State Northridge	0-1/8	L
San Diego State	1-0	W
Fresno State	2-0/9	W
at Cal State Fullerton	0-6	L
Pacific	0-1	L
at Chapman	6-1	W
at Chapman	5-0	W
at UNLV	4-3	W
at Cal State Riverside	12-0	W
at UNLV	6-1	W
Creighton	3-0	W
Creighton	6-1	W
at Kansas	0-1	L
Kansas State	8-0/5	W
Kansas	4-2/9	W
at Kansas State	1-0	W
Colorado State	10-0	W
Colorado State	3-0	W
Oklahoma State	3-0	W
Missouri	5-2	W
Oklahoma State	1-0/8	W
Missouri	5-2	W
at Creighton	7-0	W
at Creighton	3-5	L
Oklahoma	2-1/9	W
at Iowa State	4-3	W
Oklahoma	8-4	W
at Iowa State	4-0	W
Kearney State	1-0	W
Kearney State	8-0	W
Missouri^	6-1	W
Kansas^	3-0	W
Kansas^	4-2	W
Kansas\$	1-4	L*
Kansas\$	6-1	W*
Kansas\$	2-0	W*
Louisiana Tech+	6-0	W*
Cal Poly Pomona+	2-0	W*
Cal State Fullerton+	5-1	W*
UCLA+	0-3	L*
UCLA+	1-2/9	L*

^Big Eight Tournament; \$NCAA Regionals; +Women's College World Series

Note: Nebraska's participation in the 1985 NCAA Tournament and the 1985 Women's College World Series vacated by the NCAA Committee on Infractions.

1986 (38-10)

Head CoachWayne Daigle
 Overall Record.....38-10 (.792)
 Big Eight Record.....9-3 (1st)
 Home Record.....6-2 (.750)
 Away Record.....10-1 (.909)
 Neutral Record22-7 (.759)
 Longest Winning Streak ... 10 games
 Longest Losing Streak 2 games

Minnesota	6-2	W
Minnesota	6-0	W
Utah State	2-1/8	W
Minnesota	6-7	L
Arizona	4-6	L
New Mexico Highlands	8-0/6	W
Colorado State	6-0	W
Kansas	1-6	L
Indiana	0-4	L
Oklahoma State	2-1	W
at Oklahoma City	4-1	W
Kansas State	5-0	W
Kansas	9-0	W
at Texas-Arlington	1-0	W
at Texas-Arlington	2-0	W
at Baylor	4-1/13	W
at Baylor	2-3/9	L
at SW Texas State	6-0	W
at SW Texas State	9-1	W
Arizona State	2-0	W
South Carolina	6-2	W
Baylor	7-0	W
Northwestern	2-1/10	W
Utah	2-0	W
Arizona State	0-1	L
Oklahoma State	2-1	W
Oklahoma	0-1	L
at Kansas State	8-0/5	W
Oklahoma	3-0	W
at Kansas State	8-0/5	W
Drake	2-0	W
Drake	4-0	W
Oklahoma State	4-3	W
at Missouri	8-1	W
Oklahoma State	3-1	W
at Missouri	3-2	W
Iowa State	1-0	W
Kansas	0-3	L
Iowa State	2-1	W
Kansas	0-1/10	L
Kearney State	15-0	W
Kearney State	12-0	W
Kansas State	2-0	W
Iowa State	9-3	W
Kansas+	0-7/6	L
Iowa State+	2-1/8	W
Kansas+	3-2	W
Kansas+	3-2	W

+Big Eight Tournament

Note: Nebraska was declared ineligible for the NCAA Tournament in 1986 by the NCAA Committee on Infractions.

1987 (41-11)

Head Coach Ron Wolforth
 Overall Record.....41-11 (.788)
 Big Eight Record.....8-2 (1st)
 Home Record.....9-0 (1.000)
 Away Record.....10-7 (.588)
 Neutral Record22-4 (.846)
 Longest Winning Streak ... 16 games
 Longest Losing Streak 3 games

Arizona	1-0	W
Toledo	4-1	W
Metro State	10-2/5	W
Fresno State	4-0	W
NE Louisiana	2-0	W
Central Michigan	1-2/10	L
Iowa State	1-0	W
Oklahoma City	3-0	W
Toledo	5-2	W
Fresno State	0-3	L
St. Mary's	3-0	W
Texas-Arlington	9-3	W
Indiana	7-0	W
Baylor	8-2	W
Louisiana Tech	2-0	W
Texas A&M	0-1/9	L
Arizona	3-2/9	W
at Texas A&M	3-2	W
at Texas A&M	1-2/8	L
at California	1-2	L
at California	1-2	L
California	1-0	W
UNLV	4-2	W
Central Michigan	0-1	L
Oregon State	2-0	W
at San Jose State	5-3	W
UCLA	3-1	W
Arizona State	3-0	W
at Oklahoma	3-0	W
at Oklahoma State	1-0/10	W
at Oklahoma	1-3	L
at Oklahoma State	0-2	L
Missouri	3-0	W
Utah	9-0/5	W
Utah	3-2	W
Iowa State	10-2	W
Iowa State	2-0	W
at Missouri	2-1	W
at Kansas	3-2/10	W
at Missouri	1-0	W
at Kansas	3-0	W
Kearney State	10-2/5	W
Kearney State	13-0/5	W
Oklahoma State^	4-0	W
Oklahoma^	7-0/5	W
Kansas^	3-1	W
Utah&	6-0	W
Utah&	3-2/9	W
Fresno State+	1-0	W
UCLA+	0-3	L
Central Michigan+	2-1	W
Texas A&M+	0-4	L

^Big Eight Tournament; \$NCAA Regional; +Women's College World Series

1988 (39-20)

Head Coach Ron Wolforth
 Overall Record.....39-20 (.661)
 Big Eight Record.....7-3 (1st)
 Home Record.....8-4 (.667)
 Away Record.....6-3 (.667)
 Neutral Record25-13 (.658)
 Longest Winning Streak... 5 games
 Longest Losing Streak 2 games

Baylor	9-1	W
Baylor	3-0	W
New Mexico	1-3	L
Nicholls State	4-2	W
Arizona State	0-1	L
Cal State Fullerton	7-2	W
Stephen F. Austin	6-1	W
Cal State Fullerton	0-1	L
Bowling Green	6-0	W
SW Texas State	10-0/5	W
Baylor	5-0	W
North Texas	3-0	W
Indiana	3-0	W
Iowa State	0-1/10	L
Bowling Green	4-0	W
at Texas A&M	1-4	L
Northwestern	1-3	L
at Pacific	6-0	W
Illinois State	1-2	L
New Mexico	2-0	W
Santa Clara	12-1	W
Creighton	5-0	W
Arizona State	3-1/9	W
Central Michigan	4-1	W
UCLA	0-9	L
Eastern Illinois	2-1	W
Eastern Illinois	4-2	W
at Oklahoma	6-0	W
Oklahoma State	0-6	L
Oklahoma State	0-1	L
Oklahoma	2-0	W
Creighton	2-4	L
Creighton	1-2/10	L
Florida State	3-0	W
Kansas	0-2	L
Florida State	5-0	W
Kansas	5-2	W
at Iowa State	4-0	W
at Iowa State	6-1	W
Northern Illinois	1-3	L
Illinois State	1-0	W
Indiana State	1-0/12	W
at Creighton	1-2	L
at Creighton	3-1	W
at Missouri	2-3	L
Kansas	10-3/6	W
at Missouri	3-1	W
Kansas	4-0	W
Iowa State^	1-0/10	W
Oklahoma State^	2-0	W
Oklahoma State^	2-3	L
Oklahoma State^	2-0	W
Iowa State&	5-2	W
Creighton&	2-3	L
Creighton&	7-2	W
Creighton&	4-1	W
Cal Poly-Pomona+	0-3	L
Adelphi+	5-1	W
Fresno State+	0-1/9	L

^Big Eight Tournament; \$NCAA Regional; +Women's College World Series

YEAR-BY-YEAR RESULTS (1989-92)

1989 (32-28)

Head Coach Ron Wolforth
 Overall Record..... 32-28 (.533)
 Big Eight Record..... 6-4 (3rd)
 Home Record..... 10-5 (.667)
 Away Record..... 5-7 (.417)
 Neutral Record 17-16 (.515)
 Longest Winning Streak.. 7 games
 Longest Losing Streak ... 6 games

Hawaii 7-4/8 W
 at Arizona 0-7 L
 Toledo 3-4 L
 Cal State Fullerton 0-9/5 L
 U.S. International 3-2 W
 Northwestern 6-3 W
 California 1-0 W
 U.S. International 5-1 W
 Oregon 1-2 L
 Arizona 1-3 L
 Wichita State 1-2 L
 Michigan 5-6 L
 at New Mexico 0-10/5 L
 Arizona State 4-5 L
 Nicholls State 5-3 W
 Arizona State 3-9/5 L
 Connecticut 7-6 W
 Eastern Illinois 7-0 W
 Furman 1-0 W
 Florida A&M 10-0/6 W
 Southern Illinois 1-2 L
 Bowling Green 1-0 W
 Oregon 1-3 L
 Fresno State 3-4 L
 Oklahoma State 0-1 L
 Utah 5-7 L
 at Cal State Northridge 1-2 L
 at Cal State Northridge 2-3 L
 at U.S. International 2-0 W
 at U.S. International 2-0 W
 at Creighton 2-4 L
 at Creighton 0-1 L
 at Oklahoma 1-0 W
 Missouri 5-1 W
 at Oklahoma 1-0/9 W
 Missouri 1-0 W
 Wichita State 0-4 L
 Wichita State 1-0 W
 Florida State 1-0 W
 Arizona State 3-0 W
 Kansas 3-0 W
 Arizona State 2-0 W
 Florida State 4-2 W
 at Wichita State 2-1 W
 at Wichita State 2-3 L
 Creighton 3-2/8 W
 Creighton 0-7/5 L
 Oklahoma State 6-1 W
 Iowa State 3-1 W
 Oklahoma State 0-5 L
 Iowa State 2-1 W
 Kearney State 6-0 W
 Kearney State 2-0 W
 Kansas 1-4 L
 Kansas 0-5 L
 Texas A&M 2-3/9 L
 Texas A&M 4-2 W
 Missouri+ 4-3 W
 Oklahoma State+ 0-1 L
 Missouri+ 1-2 L

1990 (31-19)

Head Coach Ron Wolforth
 Overall Record..... 31-19 (.620)
 Big Eight Record..... 3-5 (5th)
 Home Record..... 9-0 (1.000)
 Away Record..... 10-9 (.679)
 Neutral Record 12-10 (.545)
 Longest Winning Streak.. 9 games
 Longest Losing Streak 4 games

NE Louisiana 7-0 W
 Sam Houston State 1-0 W
 Texas-Arlington 1-0 W
 Louisiana Tech 0-3 L
 at Texas A&M 1-0 W
 Oklahoma State 1-0 W
 Long Beach State 0-8 L
 Miami (Ohio) 1-3 L
 Furman 1-0 W
 Connecticut 6-1 W
 Southern Illinois 3-1 W
 Nicholls State 2-1 W
 at Florida State 1-2 L
 Rutgers 4-2 W
 at Cal State Fullerton 1-3 L
 Minnesota 1-0 W
 Fresno State 3-9 L
 Oklahoma State 2-6 L
 Toledo 3-5 L
 Toledo 1-5 L
 at U.S. International 3-2 W
 at U.S. International 0-2 L
 at San Diego State 0-3 L
 at San Diego State 2-0 W
 Wisconsin-Green Bay 3-1 W
 Wisconsin-Green Bay 9-1/6 W
 at Kansas 6-1 W
 at Kansas 0-3 L
 Pittsburg State 12-0/5 W
 at Wichita State 6-0 W
 at Wichita State 2-0 W
 Miami (Ohio) 2-5 L
 Adelphi 1-0 W
 at Iowa 3-1 W
 at Iowa 0-1 L
 at Creighton 0-7/5 L
 at Creighton 0-1 L
 at Oklahoma 2-1 W
 at Missouri 0-2 L
 at Oklahoma 3-1 W
 at Missouri 4-3 W
 Wichita State 8-5 W
 Wichita State 10-3/6 W
 Creighton 2-1 W
 Oklahoma State 3-1 W
 Iowa State 4-1 W
 Oklahoma State 3-1 W
 Iowa State 2-0 W
 Oklahoma State+ 2-4 L
 Kansas+ 0-2 L

+Big Eight Tournament

1991 (22-18)

Head Coach Ron Wolforth
 Overall Record..... 22-18 (.550)
 Big Eight Record..... 3-5 (5th)
 Home Record..... 4-2 (.667)
 Away Record..... 7-6 (.538)
 Neutral Record 11-10 (.524)
 Longest Winning Streak.. 5 games
 Longest Losing Streak 3 games

Concordia-St. Paul# 9-0/6 W
 Minnesota# 3-0 W
 Minnesota-Duluth# 8-2 W
 Missouri# 1-0 W
 Sam Houston State\$ 2-0 W
 Arizona State\$ 1-2 L
 SW Louisiana\$ 1-3 L
 Central Michigan% 3-2/8 W
 Iowa% 0-4 L
 Santa Clara% 8-0/6 W
 Missouri% 0-1 L
 Michigan% 0-7 L
 Adelphi% 3-6/9 L
 Adelphi% 3-1 W
 at San Jose State 4-1/10 W
 at San Jose State 2-3/9 L
 at Creighton 1-4 L
 at Creighton 5-1 W
 Sam Houston State& 0-1 L
 Texas A&M& 1-4 L
 at Oklahoma State& 0-5 L
 Texas-Arlington& 3-0 W
 Creighton& 2-1 W
 SW Missouri State 7-0/6 W
 at Oklahoma State 1-3 L
 at Wichita State 0-1/8 L
 at Wichita State 9-1/6 W
 at Iowa State 9-1/5 W
 at Missouri 0-3 L
 Creighton 2-1/10 W
 Creighton 4-1 W
 at Drake 3-0 W
 at Drake 3-1 W
 Oklahoma 2-1/11 W
 Kansas 0-4 L
 Oklahoma 0-3 L
 Kansas 1-0 W
 Iowa State+ 2-0 W
 Missouri+ 0-5/12 L
 Kansas+ 3-5 L

#Minnesota Invitational; \$Houston Classic; %NIST-San Jose, Calif.; \$Oklahoma State Invitational; +Big Eight Tournament

1992 (23-30)

Head Coach Ron Wolforth
 Overall Record..... 23-30 (.434)
 Big Eight Record..... 2-6 (5th)
 Home Record..... 6-0 (1.000)
 Away Record..... 8-5 (.615)
 Neutral Record 9-25 (.265)
 Longest Winning Streak.. 6 games
 Longest Losing Streak 6 games

Ohio State# 2-6 L
 Missouri# 0-4 L
 South Carolina# 5-6/8 L
 Northern Illinois# 1-2 L
 Minnesota# 1-4 L
 Southern Louisiana# 0-1 L
 Texas A&M# 1-0/9 W
 Illinois State# 8-2/9 W
 Louisiana Tech# 0-1 L
 at Creighton 2-1 W
 at Creighton 2-7 L
 Toledo 1-2/8 L
 Toledo 7-1 W
 at Sacramento State 1-5 L
 at Sacramento State 1-2 L
 New Mexico\$ 2-3 L
 San Diego State\$ 8-5 W
 UCLA\$ 1-6 L
 Oklahoma\$ 11-5 W
 Michigan\$ 0-3 L
 Colorado State\$ 2-8 L
 Drake 1-0 W
 Drake 7-1 W
 Kansas 2-3 L
 Oklahoma 2-6 L
 Kansas 1-2 L
 Oklahoma 0-1 L
 Wichita State 5-0 W
 Wichita State 3-2/9 W
 Colorado State 4-1 W
 Colorado State 7-6/10 W
 UMKC% 10-2/5 W
 Notre Dame% 2-0 W
 DePaul% 2-5 L
 Creighton% 3-1 W
 at Wichita State 2-1 W
 at Wichita State 2-7 L
 Texas A&M^ 3-4 L
 SW Missouri State^ 4-5 L
 Wichita State^ 0-4 L
 Oklahoma State^ 0-8/5 L
 SW Missouri State^ 7-2 W
 Oklahoma State^ 5-2 W
 Texas A&M^ 1-5 L
 Missouri 0-11/5 L
 at Iowa State 5-4 W
 Missouri 2-5 L
 at Iowa State 3-2 W
 at Northern Iowa 5-2 W
 at Northern Iowa 4-3 W
 Missouri+ 1-0 W
 Kansas+ 0-2 L
 Iowa State+ 1-2 L

#Texas A&M Invitational; \$NIST-San Jose, Calif.; %Creighton Invitational; ^Oklahoma State Invitational; +Big Eight Tournament

+Big Eight Tournament

YEAR-BY-YEAR RESULTS (1993-96)

1993 (18-23)

Head CoachRhonda Revelle
 Overall Record..... 18-23 (.439)
 Big Eight Record.....5-11 (5th)
 Home Record.....9-7 (.563)
 Away Record.....1-10 (.091)
 Neutral Record.....8-6 (.571)
 Longest Winning Streak.. 5 games
 Longest Losing Streak .. 10 games

Creighton	14-7	W
Northeast Louisiana	5-1	W
Sam Houston State	2-3	L
Texas-San Antonio	4-1	W
Kansas	1-4	L
California	0-8	L
California	2-1	W
Iowa	0-5	L
Bowling Green	11-2	W
Northwestern	0-2	L
Utah State	4-5	L
Michigan	3-1	W
Santa Clara	3-2/5	W
Northwestern	0-1	L
Louisiana Tech	4-2/8	W
SW Missouri State	3-5	L
Louisiana Tech	4-1	W
Oklahoma State	1-8/5	L
Oklahoma State	1-6	L
Oklahoma State	1-3	L
Oklahoma State	0-4	L
Northern Iowa	6-5	W
Northern Iowa	10-9	W
at Kansas	0-5/6	L
at Kansas	0-7	L
at Kansas	3-4	L
at Kansas	0-7/5	L
at Creighton	0-1	L
at Creighton	1-14/5	L
at Wichita State	6-7/8	L
at Wichita State	2-4	L
Iowa State	0-5	L
Iowa State	2-6	L
Iowa State	10-9/11	W
Iowa State	4-3	W
at Creighton	2-0	W
at Creighton	3-2/9	W
Missouri	2-1	W
Missouri	0-2	L
Missouri	3-1	W
Missouri	4-1	W

1994 (21-33)

Head CoachRhonda Revelle
 Overall Record..... 21-33 (.431)
 Big Eight Record.....5-15 (6th)
 Home Record.....7-5 (.583)
 Away Record.....6-19 (.240)
 Neutral Record.....8-9 (.470)
 Longest Winning Streak.. 3 games
 Longest Losing Streak .. 10 games

Oklahoma#	5-6	L
Tulsa#	4-2	W
Creighton#	1-0	W
Texas-Arlington#	12-4	W
Texas A&M#	9-0	L
Creighton#	4-0	W
Texas-Arlington#	2-7	L
Stanford\$	15-5	W
New Mexico State\$	2-6	L
Michigan State\$	5-2	W
Northeast Louisiana\$	10-0	W
Utah\$	0-9	L
Oregon State\$	2-0	W
Northwestern\$	2-10	L
at Fresno State	0-2	L
at Fresno State	1-6	L
at Pacific	1-7	L
at Pacific	3-4	L
DePaul%	1-5	L
Long Beach State%	0-7	L
California%	3-5	L
Central Michigan%	2-4	L
California%	0-10	L
Bowling Green%	4-1	W
at Creighton	5-1	W
at Creighton	7-1	W
Kansas	3-11	L
Kansas	0-10	L
Kansas	0-3	L
Kansas	3-4	L
Northern Iowa	8-0	W
Northern Iowa	0-7	L
at Drake	7-2	W
at Drake	1-2	L
UMKC	11-3	W
UMKC	9-2	W
at Oklahoma State	1-11	L
at Oklahoma State	0-11	L
at Oklahoma State	3-7	L
at Oklahoma State	2-13	L
at Wichita State	3-0	W
at Wichita State	0-2	L
Drake	8-3	W
Drake	6-5	W
at Iowa State	8-2	L
at Iowa State	3-2	W
at Iowa State	1-5	L
at Iowa State	1-3	L
Creighton	1-0	W
Creighton	7-3	W
at Missouri	13-6	L
at Missouri	3-8	L
at Missouri	0-2	L
at Missouri	0-2	L

#Intercollegiate Tournament;
 \$Roadrunner Invitational;
 %Sacramento State Tournament

Note: Oklahoma forfeited four games to NU

1995 (43-20)

Head CoachRhonda Revelle
 Overall Record..... 43-20 (.683)
 Big Eight Record..... 10-6 (3rd)
 Home Record.....13-5 (.722)
 Away Record.....8-8 (.500)
 Neutral Record.....22-7 (.759)
 Longest Winning Streak.. 8 games
 Longest Losing Streak 3 games

Stephen F. Austin#	6-1	W
Iowa State#	12-0/5	W
Sam Houston State#	8-0/5	W
Northeast Louisiana#	4-2	W
Kansas#	7-1	W
Minnesota#	8-0	W
Creighton	6-4	W
Creighton	5-0	W
Oregon State!	3-14/5	L
New Mexico State!	2-4	L
Fresno State!	1-0	W
Northwestern!	4-11	L
Northeast Louisiana!	2-6	L
Washington!	3-2	W
Southern Utah!	15-1/5	W
at Wichita State	1-3	L
at Wichita State	4-2	W
St. Mary's%	7-6/10	W
Bowling Green%	3-2	W
Washington%	6-4	W
Colorado State%	2-7	L
California%	5-0	W
San Jose State%	3-6	L
at Cal State Sacramento!	1-7	L
at Cal State Sacramento!	1-3/5	L
Oregon~	1-0/9	W
Hawaii~	5-3	W
Cal Poly SLO~	2-1/8	W
Utah~	3-0	W
Cal State Sacramento~	0-1	L
Oklahoma State	4-2	W
Oklahoma State	6-7/9	L
Oklahoma State	4-6/8	L
Oklahoma State	11-1	W
at Kansas	2-3	L
at Kansas	6-0	W
at Kansas	5-6	L
at Kansas	11-3/5	W
at UMKC	8-0/5	W
at UMKC	10-2/5	W
Wisconsin-Parkside^	14-1/6	W
Augustana^	6-3	W
Drake^	6-1	W
Northern Iowa^	3-1	W
Drake^	5-1	W
Wisconsin-Parkside^	6-9	L
Creighton	0-3	L
Creighton	9-1/5	W
Iowa State	9-2	W
Iowa State	4-2	W
Iowa State	8-3	W
Iowa State	5-6	L
Drake	6-4	W
Drake	12-0/4	W
Wichita State	6-0	W
Wichita State	4-2	W
Missouri	11-1/5	W
Missouri	3-8	L
Missouri	2-1	W
Missouri	9-1/6	W
Florida State\$	6-1	W
Arizona\$	1-9/6	L
Florida State\$	2-6	L

#Texas-Arlington Tournament;
 !Roadrunner Tournament; %National
 Invitational Tournament; ^Cellular
 One Tournament; ^UNI-Dome
 Tournament; \$NCAA Tournament

1996 (42-23)

Head CoachRhonda Revelle
 Overall Record..... 42-23 (.646)
 Big 12 Record10-8 (4th)
 Home Record.....12-2 (.857)
 Away Record.....8-8 (.500)
 Neutral Record22-13 (.629)
 Longest Winning Streak.. 7 games
 Longest Losing Streak 5 games

New Mexico#	5-2	W
Texas-San Antonio#	3-0	W
Baylor#	11-3/6	W
Oregon State#	7-2	W
Texas-Arlington#	1-0	W
Oklahoma#	1-2	L
at Creighton	19-8	W
at Creighton	8-3	W
Northeast Louisiana^	6-2	W
Michigan^	9-5	W
SW Texas State^	8-5/8	W
San Diego State^	5-0	W
Cal State Sacramento^	6-5/10	W
Cal State Fullerton^	1-10/5	L
Cal State Sacramento^	1-3	L
Purdue~	2-4	L
Pacific~	5-8	L
St. Mary's~	2-0	W
Santa Clara~	6-1	W
Tulsa~	7-3	W
Illinois State~	3-2	W
Illinois State~	2-9	L
Illinois State~	9-2	W
at Cal Poly SLO	11-4	W
at Cal Poly SLO	5-6	L
Pacific>	3-6	L
Harvard>	8-0/5	W
Cal Poly SLO>	5-9	L
Ohio State>	6-2	W
Toledo>	7-10	L
Utah>	3-1	W
Bowling Green>	7-0/5	W
Toledo>	2-6	L
Iowa State	9-7/10	W
Kansas	2-3	L
Kansas	15-11	W
Kansas	6-4/9	W
UMKC	8-0/6	W
UMKC	23-0/5	W
at Texas A&M	0-3	L
at Texas A&M	4-1	W
at Texas A&M	4-1/10	W
Northern Iowa	8-7	W
Northern Iowa	7-3	W
at Oklahoma	2-8	L
at Oklahoma	2-4	L
at Oklahoma	1-4	L
at Oklahoma State	2-11/5	L
at Oklahoma State	6-9	L
Creighton	5-1	W
Creighton	3-0	W
Texas Tech	10-0/5	W
Texas Tech	13-0/5	W
at Iowa State	10-5	W
at Iowa State	3-2	W
Oklahoma State	4-2	W
Oklahoma State	4-5/8	L
Oklahoma%	4-5	L
Iowa State%	2-1	W
Missouri%	7-0	W
Oklahoma State%	1-0	W
Oklahoma%	0-1	L
Minnesota\$	5-0	W
SW Louisiana\$	4-9/8	L
Nicholls State\$	0-2	L

#Pepsi Classic; ^Campbell/Cartier
 Classic; ~NIST Tournament; >AT&T
 Capital Classic; %Big 12 Tournament;
 \$NCAA Regional

YEAR-BY-YEAR RESULTS (1997-2000)

1997 (29-24)

Head Coach Rhonda Revelle
 Overall Record..... 29-24 (.547)
 Big 12 Record 10-6 (4th)
 Home Record..... 4-2 (.667)
 Away Record..... 10-9 (.526)
 Neutral Record 15-13 (.536)
 Longest Winning Streak.. 8 games
 Longest Losing Streak 4 games

Illinois State#	5-6	L
Florida State#	1-2/9	L
Fresno State#	2-3/8	L
Arizona#	2-15	L
Cal State Fullerton#	1-0	W
Utah#	0-1	L
Princeton^	9-1	W
Missouri^	3-0	W
Michigan^	0-2	L
Utah State^	0-1	L
Nicholls State^	8-0	W
Michigan^	0-4	L
Wichita State*	6-1	W
Kansas*	3-0	W
SW Missouri State*	3-1	W
Oklahoma State*	1-2	L
Michigan State!	4-3	W
California!	4-3	W
San Jose State!	5-2	W
Pacific!	3-0	W
Iowa!	1-15	L
Kansas!	4-5	L
at SW Louisiana	2-9	L
at SW Louisiana	1-7	L
at Texas	5-1	W
at Texas	3-4	L
at Texas A&M	8-2	W
at Texas A&M	1-2	L
Creighton	10-1	W
Creighton	4-2	W
at Texas Tech	5-8	L
at Texas Tech	5-2	W
Creighton	5-4	W
Creighton	0-6	L
at Missouri	0-2	L
at Missouri	9-1	W
at Kansas	2-1	W
at Kansas	5-1	W
at Northern Iowa	6-5	W
at Northern Iowa	6-4	W
at Iowa State	11-3	W
at Iowa State	8-4	W
Oklahoma	2-1	W
Oklahoma	2-4	L
Oklahoma State	9-3	W
Oklahoma State	1-4	L
Oklahoma State%	7-11/18	L
Baylor%	6-2	W
Oklahoma%	0-1	L
Arizona State\$	10-1	W
Arizona\$	0-2	L
Arizona State\$	2-1	W
Arizona\$	1-5	L

#Coca-Cola Classic; ^NFC A Leadoff Classic; *Cowgirl Tournament; !Cellular One Classic; %Big 12 Tournament; \$NCAA Regional

1998 (48-12)

Head Coach Rhonda Revelle
 Overall Record..... 48-12 (.800)
 Big 12 Record 16-0 (1st)
 Home Record..... 16-1 (.941)
 Away Record..... 7-5 (.583)
 Neutral Record 25-6 (.806)
 Longest Winning Streak ... 15 games
 Longest Losing Streak 2 games

Cal Poly SLO#	1-0	W
Oregon State#	0-1	L
Simon Fraser#	1-0	W
UC Santa Barbara#	3-2	W
Hawaii#	0-6	L
Cal Poly SLO#	1-0	W
Hawaii#	6-7	L
Auburn^	6-3	W
Washington^	0-1	L
Michigan^	3-2	W
Minnesota^	3-2	W
California^	1-0	W
South Carolina^	8-0	W
SW Missouri State~	4-3	W
SW Louisiana!	13-5	W
Texas Tech!	2-5	L
Bowling Green!	10-0	W
Tarleton State!	5-2	W
SW Louisiana!	2-1	W
Harvard*	10-1	W
SW Missouri State*	4-1	W
San Jose State*	1-8	L
Sacramento State*	2-4	L
Hawaii*	3-1	W
Baylor*	7-0	W
Sacramento State*	8-1	W
California*	6-5	W
Iowa*	2-1	W
Creighton	3-4	L
Creighton	5-4	W
Texas	2-0	W
Texas	4-0	W
Texas A&M	10-2	W
Texas A&M	5-0	W
Iowa State	4-3	W
Iowa State	7-2	W
at Texas Tech	4-3	W
at Texas Tech	6-1	W
at Baylor	4-0	W
at Baylor	4-1	W
Missouri	8-7	W
Missouri	9-2	W
Kansas	5-0	W
Kansas	8-2	W
at Drake	1-3	L
at Drake	2-3	L
at Oklahoma	5-3	W
at Oklahoma	6-3	W
Wichita State	4-1	W
Wichita State	3-1	W
Iowa State%	1-0	W
Oklahoma State%	1-0	W
Texas%	1-0	W
Oklahoma%	3-0	W
Coastal Carolina\$	7-0	W
Iowa\$	1-0	W
Oregon\$	9-7	W
Fresno State@	1-6	L
Texas@	2-1	W
Washington@	1-3	L

#Paradise Classic; ^NFC A Leadoff Classic; ~Arkansas Tournament; *Capital Classic; !H.I.T. College Classic; %Big 12 Tournament; \$NCAA Regional; @Women's College World Series

1999 (35-21)

Head Coach Rhonda Revelle
 Overall Record..... 35-21 (.625)
 Big 12 Record 10-8 (4th)
 Home Record..... 8-2 (.800)
 Away Record..... 8-7 (.533)
 Neutral Record 19-12 (.613)
 Longest Winning Streak.. 6 games
 Longest Losing Streak 3 games

Maryland#	3-1	W
UNLV#	9-5	W
Florida State#	4-1	W
Arizona State#	1-8	L
Utah State#	9-0/5	W
Florida State!	1-0	W
DePaul!	1-4	L
Colorado State!	2-3	L
Boston College!	10-2/5	W
Massachusetts!	0-4	L
Colorado State>	1-3	L
Santa Clara>	8-3	W
Purdue>	2-6	L
Wisconsin-Green Bay>	10-2/6	W
Creighton>	4-1	W
Notre Dame>	6-0	W
San Jose State	3-2	W
at San Jose State*	4-0	W
SE Missouri State*	10-1	W
Oregon*	2-7/8	L
Iowa*	0-1	L
Oklahoma State*	2-3	L
Creighton	6-5	W
at Texas A&M	0-1	L
at Texas A&M	4-3	W
at Texas	1-4	L
at Texas	3-1	W
at Creighton	3-2	W
Creighton	1-0	W
Oklahoma	4-2	W
Oklahoma	1-10/5	L
Oklahoma State	5-6	L
Oklahoma State	3-2	W
Baylor	7-3	W
Baylor	9-3	W
Texas Tech	1-0	W
Texas Tech	2-1	W
at Wichita State	1-2	L
at Wichita State	4-0	W
at Iowa State	3-6	L
at Creighton	8-1	W
at Kansas	0-1	L
at Kansas	6-3	W
at Missouri	0-1	L
at Missouri	0-1	L
at Iowa State	5-2	W
Kansas%	1-0	W
Oklahoma%	2-0	W
Kansas%	6-5/8	W
Texas%	2-4	L
Notre Dame\$	2-0	W
Arizona State\$	0-1	L
Notre Dame\$	4-3/8	W
Florida Atlantic\$	4-2/8	W
Arizona State\$	2-1/8	W
Arizona State\$	2-4	L

#Fiesta Bowl Tournament; !NFC A Leadoff Classic; >N.I.S.T. Tournament; *Capital Classic; %Big 12 Tournament; \$NCAA Regional

2000 (52-21)

Head Coach Rhonda Revelle
 Overall Record..... 52-21 (.712)
 Big 12 Record 15-2 (2nd)
 Home Record..... 20-0 (1.000)
 Away Record..... 9-5 (.643)
 Neutral Record 23-16 (.605)
 Longest Winning Streak ... 15 games
 Longest Losing Streak 5 games

Wisconsin#	5-4	W
UNLV#	6-7	L
Fresno State#	3-5	L
Arizona State#	1-7	L
Cal State Fullerton#	0-8/5	L
Stanford#	2-7	L
Cal Poly SLO!	9-1/6	W
UC Santa Barbara!	9-0/5	W
Oregon State!	2-1	W
UNLV!	0-1	L
Oregon!	6-2	W
Louisiana-Lafayette>	6-7	L
Hofstra>	1-0	W
Cal State Northridge>	3-0	W
Washington>	2-10	L
Arizona State>	0-7	L
Kent State*	8-2	W
Utah State*	4-0	W
California*	2-3	L
Santa Clara*	9-0/5	W
Pacific*	6-0	W
California*	4-1	W
Arizona State*	2-6	L
Louisville^	0-3	L
SE Missouri State^	7-2	W
Sacramento State^	1-2	L
Utah^	1-5	L
Texas A&M^	0-1	L
Middle Tennessee St.^	8-0	W
Louisville^	2-0	W
Utah State^	7-0	W
at Creighton	5-0	W
at Creighton	3-2/8	W
Missouri	4-3	W
Missouri	2-1	W
Colorado State	1-0	W
Colorado State	12-4/5	W
Colorado State	3-0	W
Wichita State	11-0/5	W
Wichita State	8-0/5	W
at Texas Tech	2-1/11	W
at Texas Tech	5-1	W
at Creighton	0-2	L
Baylor	8-0/5	W
Baylor	7-3	W
UMKC	9-1/5	W
UMKC	4-0	W
at Oklahoma	1-0/11	W
at Oklahoma	0-13/5	L
at Oklahoma State	2-4	L
at Oklahoma State	12-1/6	W
Iowa State	6-0	W
Creighton	3-1	W
at Texas A&M	2-0/8	W
at Texas A&M	2-0	W
Drake	5-4/8	W
Drake	2-0	W
Wisconsin	1-0/5	W
Wisconsin	8-0	W
Texas	3-2	W
Kansas	10-0/5	W
Kansas	4-1	W
at Iowa State	6-0	W
Iowa State%	5-1	W
Texas Tech%	4-1	W
Oklahoma%	3-4	L
Oklahoma%	3-1	W
Texas A&M%	2-1	W
Illinois State\$	8-0/5	W
South Carolina\$	11-1/6	W
at Arizona\$	0-13/5	L
South Carolina\$	9-0/5	W
at Arizona\$	0-5	L

#Fiesta Bowl Tournament; !UNLV Classic; >NFC A Leadoff Classic; *N.I.S.T. Tournament; ^Capital Classic; %Big 12 Tournament; \$NCAA Regional

YEAR-BY-YEAR RESULTS (2001-04)

2001 (51-15)

Head CoachRhonda Revelle
 Overall Record.....51-15 (.773)
 Big 12 Record 16-2 (1st)
 Home Record..... 15-1 (.923)
 Away Record..... 12-1 (.923)
 Neutral Record24-13 (.649)
 Longest Winning Streak ... 18 games
 Longest Losing Streak 3 games

South Carolina^	1-2/8	L
UNLV^	3-0	W
Oregon^	2-1	W
Arizona^	4-11	L
Fordham#	10-0/5	W
Oregon#	7-0	W
California#	5-6	L
UCLA#	2-6	L
Cal Poly SLO#	5-0	W
Long Island*	8-3	W
California*	1-2/8	L
DePaul*	1-3	L
Oklahoma*	5-6/8	L
New Mexico*	3-0	W
BYU&	4-1	W
Southern Utah&	5-2	W
Stanford&	4-6	L
Utah State&	4-0	W
Washington&	0-3	L
Minnesota@	3-0	W
UMKC@	3-1	W
Drake@	1-0/9	W
Buffalo@	5-0	W
Creighton@	3-2/8	W
Florida State!	3-0	W
Syracuse!	8-0	W
Florida Atlantic!	2-1	W
Bethune Cookman!	6-0	W
Syracuse!	3-0	W
Michigan!	5-0	W
at Creighton	4-0	W
at Missouri	4-1/11	W
at Missouri	5-1	W
Colorado State	4-1	W
Colorado State	14-0/5	W
Oklahoma	6-5	W
Oklahoma	3-1	W
Texas Tech	5-6	L
Texas Tech	3-1	W
Bradley	4-2	W
Creighton	6-2	W
at Baylor	4-2	W
at Baylor	2-1	W
BYU	4-1	W
BYU	4-3	W
Oklahoma State	8-2	W
Oklahoma State	8-0/6	W
at Drake	3-1	W
at Drake	8-0/5	W
at Iowa State	3-1	W
Texas A&M	3-2	W
Texas A&M	1-0	W
Creighton	8-2	W
at Texas	2-0	W
at Texas	10-0/5	W
at Kansas	4-6	L
Kansas	1-0	W
Iowa State	7-0	W
Missouri%	9-1/6	W
Oklahoma State%	0-2	L
Kansas%	3-0	W
Oklahoma%	2-10/6	L
BYU\$	3-1	W
Pacific\$	2-1	W
Stanford\$	1-5	L
Pacific\$	1-3	L

^Fiesta Bowl/ASU Tournament;
 #UNLV Classic; *NFCA Leadoff
 Classic; &Red Desert Classic; @
 Creighton Tournament; !Tallahassee
 Democrat Tournament; %Big 12
 Tournament; \$NCAA Regional

2002 (50-14)

Head CoachRhonda Revelle
 Overall Record.....50-14 (.781)
 Big 12 Record 11-5 (2nd)
 Home Record..... 9-5 (.643)
 Away Record..... 9-1 (.900)
 Neutral Record32-8 (.800)
 Longest Winning Streak ... 23 games
 Longest Losing Streak 2 games

Cal State Fullerton+	3-2	W
UNLV+	1-0	W
UCLA+	1-6	L
Wisconsin+	8-0	W
New Mexico State+	6-0	W
LSU#	2-4	L
Kent State#	5-2	W
BYU#	7-9	L
UCLA#	2-11/5	L
Oregon State#	3-1	W
Illinois-Chicago*	2-5	L
LSU*	1-0/8	W
New Mexico*	6-0	W
Stanford*	2-0	W
Texas A&M*	5-0	W
Alabama*	3-2	W
Minnesota^	4-0	W
Pittsburgh^	1-0	W
Florida A&M^	6-0	W
Southern Illinois^	4-1	W
Ball State^	4-0	W
Minnesota^	4-0	W
Long Island!	8-3	W
Utah State!	8-0	W
Wisconsin!	2-1	W
St. Mary's!	8-0	W
IUPUI!	1-0	W
Kansas!	6-3	W
Miami (Ohio)!	9-1	W
California!	4-3/8	W
Creighton	3-1	W
at Oklahoma State	3-2/9	W
at Oklahoma State	2-1	W
at Creighton	7-0	W
Baylor	0-1	L
Baylor	1-0	W
SW Missouri State	11-0	W
UMKC	1-0	W
UMKC	8-0	W
at Texas	4-3/9	W
at Texas	2-3/8	L
Iowa State	2-0	W
Missouri	4-3/9	W
Missouri	2-4	L
at Creighton	5-4/8	W
at Iowa State	8-3	W
Texas A&M	0-2	L
Texas A&M	6-0	W
Notre Dame	2-3	L
Kansas	9-4	W
Kansas	2-3	L
at Texas Tech	5-3/8	W
at Texas Tech	6-2	W
Oklahoma State%	2-0	W
Kansas%	7-5	W
Texas A&M%	6-2	W
Texas%	0-1	L
Illinois-Chicago\$	1-0	W
Iowa\$	3-0	W
Oregon State\$	7-0	W
Notre Dame\$	5-3	W
Arizona@	0-1	L
Michigan@	1-0	W
Florida State@	3-4	L

+Fiesta Bowl/ASU Tournament;
 #UNLV Classic; *NFCA Leadoff
 Classic; ^Florida State Tournament;
 !Sacramento State Capital Classic;
 %Big 12 Tournament; \$NCAA
 Regional; @Women's College World
 Series

2003 (39-17)

Head CoachRhonda Revelle
 Overall Record.....39-17 (.696)
 Big 12 Record 10-8 (6th)
 Home Record..... 14-7 (.667)
 Away Record..... 8-4 (.667)
 Neutral Record17-6 (.739)
 Longest Winning Streak.. 8 games
 Longest Losing Streak 2 games

Fresno State^	1-0	W
Mississippi State^	7-5	W
Massachusetts^	4-2/8	W
SW Texas State^	10-2/5	W
Cal State Fullerton^	2-0	W
Oregon State#	6-2	W
Cal Poly SLO#	8-2	W
California#	6-1	W
UCLA#	1-5	L
South Carolina#	9-1/5	W
North Carolina*	4-1	W
Southern Mississippi*	5-0	W
Stanford*	1-0	W
Southern Illinois+	4-0	W
Miami (Ohio)+	4-2	W
Troy State+	3-4/8	L
DePaul@	2-7	L
Notre Dame@	10-3	W
Fresno State@	3-7	L
Cal State Fullerton@	6-5/8	W
UMKC	9-0/5	W
UMKC	8-0/5	W
Oklahoma	0-1	L
Oklahoma	8-0/6	W
at Texas A&M	2-3/9	L
at Texas A&M	5-6/12	L
Wichita State	2-1	W
Drake	7-1	W
Drake	10-5/5	W
Creighton	5-2	W
Texas	0-1/10	L
Texas	3-1	W
Southern Illinois	1-2	L
at Creighton	4-2	W
at Iowa State	3-0	W
at Baylor	2-0	W
at Baylor	8-1	W
Kansas	8-0/5	W
Texas Tech	5-1	W
Texas Tech	6-0	W
Creighton	4-2	W
Oklahoma State	1-2	L
Oklahoma State	2-3/12	L
Iowa State	6-1	W
at Kansas	0-1	L
at Missouri	11-2	W
at Missouri	0-2	L
Missouri%	5-0	W
Oklahoma State%	2-3/9	L
Texas A&M%	6-4	W
Texas%	0-2	L
Hofstra\$	1-3	L
Pacific\$	11-7	W
Mississippi State\$	8-0/6	W
Hofstra\$	6-0	W
Iowa\$	1-2	L

^Fiesta Bowl/ASU Tournament;
 #UNLV Classic; *NFCA Leadoff
 Classic; +Seminoles Invitational; @Kia
 Classic; %Big 12 Tournament; \$NCAA
 Regional

2004 (45-17)

Head CoachRhonda Revelle
 Overall Record.....45-17 (.726)
 Big 12 Record 14-3 (1st)
 Home Record..... 14-6 (.700)
 Away Record..... 10-1 (.909)
 Neutral Record21-10 (.677)
 Longest Winning Streak ... 12 games
 Longest Losing Streak 2 games

UCLA^	1-10/5	L
DePaul^	10-2/6	W
Michigan^	5-4	W
Notre Dame^	4-6	L
Oregon State^	0-1	L
Centenary#	8-0/5	W
Houston#	2-0	W
Manhattan#	19-0/5	W
Florida#	1-3	L
Indiana#	5-4/8	W
Michigan*	1-5/8	L
Georgia Tech*	0-1	L
Virginia Tech*	1-0/8	W
California*	3-0	W
Notre Dame*	0-1	L
Utah&	9-1	W
Kansas&	0-3	L
Utah&	12-0/5	W
Kansas&	1-0	W
Penn State+	3-0	W
Saint Louis+	13-2/5	W
Florida A&M+	8-0/5	W
North Carolina+	10-0	W
Penn State+	8-0/6	W
Texas A&M+	2-3/8	L
UNLV@	8-0/5	W
Florida State@	1-0	W
Arizona State@	3-6	L
Oklahoma@	0-1	L
UNLV@	10-8	W
at Creighton	1-0/8	W
at Oklahoma State	10-2/5	W
at Oklahoma State	5-0	W
at Kansas	3-0/6	W
Baylor	2-0	W
Baylor	3-0	W
Creighton	2-0	W
Iowa State	6-0	W
at Texas	5-0	W
at Texas	5-3	W
Notre Dame	1-0	W
Notre Dame	0-2	L
Oklahoma	2-1	W
Oklahoma	3-1	W
at Texas Tech	6-1	W
at Texas Tech	3-1	W
Northern Colorado	9-1/5	W
Northern Colorado	8-2	W
Kansas	0-3	L
Texas A&M	5-4/8	W
Texas A&M	4-3/10	W
Missouri	3-4	L
Missouri	0-1	L
Texas%	2-1	W
Oklahoma%	7-0	W
Baylor%	10-1/5	W
Missouri%	1-0	W
Lehigh\$	6-0	W
Creighton\$	2-0	W
California\$	0-2	L
Creighton\$	3-1	W
California\$	0-2	L

^UNLV Classic; #Crownre Plaza
 Classic; *NFCA Leadoff Classic;
 &Hampton Inn Classic; +Florida State
 Invitational; @Kia Klassic; %Big 12
 Tournament; \$NCAA Regional

YEAR-BY-YEAR RESULTS (2005-08)

2005 (36-23)

Head Coach Rhonda Revelle
 Overall Record..... 36-23 (.610)
 Big 12 Record 9-9 (7th)
 Home Record..... 9-7 (.563)
 Away Record..... 9-9 (.500)
 Neutral Record 18-7 (.720)
 Longest Winning Streak.. 7 games
 Longest Losing Streak 4 games

Tennessee^	0-5	L
Texas State^	9-2	W
Oregon State^	4-3	W
Colorado State#	2-1	W
New Mexico#	3-0	W
Texas-San Antonio#	14-6/6	W
Loyola#	7-3	W
New Mexico State#	4-2	W
Cal State Northridge*	2-7	L
Georgia*	1-4	L
Massachusetts*	3-1	W
Georgia Tech*	9-1/5	W
Western Michigan&	8-2	W
Texas Southern&	12-4/5	W
Texas-San Antonio&	4-3	W
Houston&	3-4/8	L
Houston&	2-6	L
Valparaiso+	8-0/6	W
Wichita State+	7-1	W
UMKC+	11-1/5	W
Texas Tech+	4-0	W
Wichita State+	2-1	W
Washington@	4-1	W
Penn State@	2-3/8	L
DePaul@	0-2	L
Cal State Fullerton@	8-0/5	W
Syracuse@	4-3	W
Penn State@	1-7	L
Creighton	5-6/8	L
at Texas A&M	2-4	L
at Texas A&M	0-6	L
at Kansas	7-3	W
Texas	0-6	L
Texas	1-3	L
North Dakota State	7-0	W
North Dakota State	8-0/6	W
at Baylor	4-1	W
at Baylor	3-6/10	L
Iowa State	2-0	W
at Creighton	0-1/9	L
Texas Tech	7-1	W
Texas Tech	3-2	W
Kansas	0-2	L
Northern Colorado	3-2	W
Northern Colorado	3-2	W
Oklahoma State	2-1	W
Oklahoma State	0-2	L
Iowa State	11-5/8	W
at Oklahoma	6-4	W
at Oklahoma	0-4	L
at Missouri	2-1	W
at Missouri	0-1	L
Iowa State%	6-0	W
Oklahoma%	1-0	W
Texas%	0-3	L
Missouri%	1-5	L
Iowa\$	4-0	W
Washington\$	6-7	L
Iowa\$	0-1	L

^UNLV Classic; #New Mexico State Classic; *NFCA Leadoff Classic; &Hyatt Regency Classic; +Shocker Invitational; @Kia Classic; %Big 12 Tournament; \$NCAA Regional

2006 (44-12)

Head Coach Rhonda Revelle
 Overall Record..... 44-12 (.786)
 Big 12 Record 13-4 (2nd)
 Home Record..... 20-1 (.952)
 Away Record..... 7-3 (.700)
 Neutral Record 17-8 (.680)
 Longest Winning Streak ... 11 games
 Longest Losing Streak 2 games

Stanford^	3-7	L
Oregon State^	8-2	W
Cal State Northridge^	3-2	W
Utah State^	7-2	W
Nevada^	3-0	W
Illinois#	21-1/5	W
Florida Atlantic#	5-0	W
Missouri Western	3-1	W
Missouri Western	9-1/5	W
Stephen F. Austin*	2-1	W
Notre Dame*	5-2/8	W
Kansas*	0-4	L
at Tulsa*	5-2	W
Northern Iowa*	11-2/5	W
North Carolina\$	1-3	L
St. John's\$	11-6	W
Florida A&M\$	3-0	W
Indiana\$	1-2	L
Bradley\$	3-0	W
Kent State\$	1-0	W
Northern Colorado	8-0/5	W
Northern Colorado	3-1	W
North Dakota State+	8-0/5	W
Akron+	10-2/5	W
at Texas	0-2	L
at Texas	4-5	L
at Creighton	3-1	W
Northern Iowa	4-2	W
Oklahoma	9-1/6	W
Oklahoma	3-0	W
at Kansas	2-0	W
at Oklahoma State	10-0/6	W
at Oklahoma State	5-4	W
South Dakota State	8-3/6	W
South Dakota State	8-0/5	W
South Dakota State	5-0	W
Drake	7-1	W
Baylor	2-7	L
Baylor	7-4	W
at Iowa State	5-6	L
Iowa State	8-0/6	W
at Texas Tech	4-3	W
at Texas Tech	10-4/10	W
Kansas	1-0	W
Creighton	4-3/8	W
Texas A&M	3-2	W
Missouri	3-1	W
Missouri	5-3	W
Missouri%	0-3	L
Baylor%	7-1	W
Oklahoma State%	1-0/8	W
Kansas%	0-2	L
Iowa^	1-0/10	W
California^	2-4	L
Illinois State^	3-1	W
California^	1-6	L

^Kajikawa Classic; #NFCA Leadoff Classic; *Best Western Airport Festival; \$Florida State Invitational; +Big Red Tournament; %Big 12 Championship; &NCAA Regional

2007 (37-20)

Head Coach Rhonda Revelle
 Overall Record..... 37-20 (.649)
 Big 12 Record 10-8 (5th)
 Home Record..... 18-5 (.783)
 Away Record..... 5-9 (.357)
 Neutral Record 14-6 (.700)
 Longest Winning Streak ... 12 games
 Longest Losing Streak 4 games

Auburn^	1-0/8	W
at Hawaii^	3-4	L
Portland State^	1-0	W
DePaul^	5-1	W
Portland State^	0-2	L
Auburn^	1-0	W
at Hawaii^	5-6	L
Tennessee Tech#	1-4	L
Florida State#	1-2/9	L
Seton Hall#	4-3	W
Mississippi State#	7-6/9	W
Georgia#	2-1	W
Southern Utah*	5-2	W
DePaul*	0-2	L
Fresno State*	2-3	L
Delaware State*	2-1	W
California*	5-2/8	W
Minnesota&	3-2	W
Western Illinois&	4-1	W
Western Illinois&	7-3	W
Minnesota&	4-2	W
at Wichita State&	4-1	W
North Dakota State+	1-0	W
Arkansas+	6-2	W
Arkansas+	5-0	W
North Dakota State+	2-1/8	W
North Dakota State+	4-2	W
Arkansas+	5-6	L
Creighton	1-4	L
at Baylor	0-2	L
at Baylor	0-3	L
Drake	4-3/8	W
Drake	3-0/6	W
Colorado State	1-0	W
Colorado State	3-2	W
Texas Tech	6-0	W
Texas Tech	4-0	W
at Kansas	3-0	W
at Texas A&M	0-1/8	L
at Texas A&M	0-1	L
South Dakota State	4-1	W
South Dakota State	2-1	W
at Creighton	7-2	W
Texas	5-4/11	W
Texas	2-0	W
Iowa State	6-0	W
at Iowa State	3-1	W
at Oklahoma	9-10	L
at Oklahoma	1-6	L
Kansas	3-5	L
Oklahoma State	5-2	W
Oklahoma State	9-1/6	W
at Missouri	0-5	L
at Missouri	3-1	W
Texas A&M%	1-3	L
Georgia\$	2-3	L
Creighton\$	1-2	L

^Paradise Classic; #NFCA Leadoff Classic; *UNLV Invitational; &Shocker Invitational; +Big Red Tournament; %Big 12 Championship; \$NCAA Regional

2008 (25-28)

Head Coach Rhonda Revelle
 Overall Record..... 25-28 (.472)
 Big 12 Record 4-14 (t-9th)
 Home Record..... 13-9 (.591)
 Away Record..... 1-11 (.083)
 Neutral Record 11-8 (.579)
 Longest Winning Streak.. 5 games
 Longest Losing Streak 6 games

California^	1-6	L
Idaho State^	5-3	W
at Arizona State^	0-9/5	L
Memphis^	3-7	L
Northwestern^	6-8	L
at Louisville#	3-5	L
Mississippi#	0-2	L
Tennessee Tech*	11-1/5	W
Louisiana-Lafayette*	3-1	W
North Carolina*	3-6	L
Syracuse*	8-3	W
Tennessee*	0-9/6	L
Northern Colorado	8-0/6	W
Northern Colorado	8-0/6	W
Northern Colorado	4-0	W
Northern Colorado	8-0/5	W
BYU@	2-0	W
BYU@	1-2	L
Utah Valley State@	5-3	W
at UNLV@	10-2/6	W
at UNLV@	1-5	L
vs. Southern Utah	7-2	W
vs. Southern Utah	5-0	W
at Texas	1-5	L
at Texas	0-4	L
at Creighton	2-7	L
Oklahoma	0-6	L
Oklahoma	1-11	L
Northern Iowa	1-2	L
Northern Iowa	6-2	W
South Dakota State	8-1	W
South Dakota State	3-2	W
at Texas Tech	0-7	L
at Texas Tech	1-2/10	L
Creighton	1-13/5	L
Baylor	0-7	L
Baylor	5-0	W
at Iowa State	4-13/6	L
at Oklahoma State	1-3	L
at Oklahoma State	2-8	L
North Dakota State	7-0	W
North Dakota State	1-0	W
Texas A&M	0-6	L
Texas A&M	3-6	L
Iowa State	6-4	W
Kansas	5-4	W
Kansas	3-6/8	L
Missouri	7-3	W
Missouri	4-9	L
Kansas%	4-3	W
Oklahoma%	6-5	W
Texas Tech%	6-1	W
Texas A&M%	0-5	L

^Kajikawa Classic; #Louisville Cardinal Classic; *NFCA Leadoff Classic; @UNLV Rebel Round Robin; %Big 12 Championship

YEAR-BY-YEAR RESULTS (2009-12)

2009 (35-19)

Head Coach Rhonda Revelle
 Overall Record..... 35-19 (.648)
 Big 12 Record 9-9 (5th)
 Home Record..... 13-5 (.722)
 Away Record..... 9-7 (.563)
 Neutral Record 13-7 (.650)
 Longest Winning Streak.. 7 games
 Longest Losing Streak 4 games

Dayton^ 10-0/5 W
 North Dakota^ 11-1 W
 South Dakota State^ 11-2/6 W
 at Northern Iowa^ 2-1 W
 UNLV# 9-1/5 W
 Cal State Fullerton# 2-4 L
 Oregon# 3-1 W
 Northwestern# 4-5 L
 Washington# 0-6 L
 Massachusetts* 0-3 L
 Penn State* 5-2 W
 North Dakota@ 9-1/5 W
 at Wichita State@ 12-4 W
 North Dakota@ 9-1/6 W
 at Wichita State@ 8-1 W
 Pacific+ 2-1 W
 Louisiana-Lafayette+ 2-0 W
 Arizona State+ 6-11 L
 New Mexico+ 3-0 W
 Penn State+ 10-1/5 W
 North Dakota State 2-1/9 W
 North Dakota State 3-2/10 W
 South Dakota 10-2/5 W
 South Dakota 5-2 W
 at Texas A&M 1-2 L
 at Texas A&M 3-2/9 W
 South Dakota State 8-0/5 W
 South Dakota State 8-0/5 W
 Drake 5-2 W
 Drake 7-4 W
 Oklahoma State 6-3 W
 Oklahoma State 0-2 L
 Creighton 0-3 L
 at Oklahoma 2-3/8 L
 at Oklahoma 2-3 L
 at Kansas 4-0 W
 at Kansas 1-2 L
 Texas 2-1 W
 Texas 5-2 W
 at Iowa State 10-0/5 W
 Iowa State 3-4 L
 at Baylor 3-4/10 L
 at Baylor 1-0 W
 Northern Iowa 7-2 W
 Northern Iowa 3-6 L
 Texas Tech 8-0/5 W
 Texas Tech 3-4 L
 at Creighton 3-1 W
 at Missouri 6-1 W
 at Missouri 0-5 L
 Texas% 5-10 L
 Jacksonville State\$ 4-2/9 W
 at Tennessee\$ 2-5 L
 Jacksonville State\$ 1-4 L

2010 (30-29)

Head Coach Rhonda Revelle
 Overall Record..... 30-29 (.508)
 Big 12 Record 7-11 (t-6th)
 Home Record..... 12-8 (.600)
 Away Record..... 4-13 (.235)
 Neutral Record 14-8 (.636)
 Longest Winning Streak.. 6 games
 Longest Losing Streak 3 games

at New Mexico State^ 2-4 L
 at New Mexico State^ 1-2 L
 Texas-San Antonio^ 9-10/8 L
 UTEP^ 6-4 W
 Colorado State^ 6-2 W
 Penn State^ 11-6 W
 Central Michigan# 4-1 W
 Central Michigan# 8-0 W
 SIU-Edwardsville# 9-4 W
 at Auburn# 1-2 L
 Ohio# 5-1 W
 Arkansas* 0-2 L
 Georgia Tech* 2-0 W
 Alabama* 3-11/6 L
 Central Florida* 4-5/8 L
 Virginia Tech* 2-0 W
 at Tulsa@ 6-7 L
 North Dakota@ 10-0/5 W
 at Tulsa@ 1-4 L
 North Dakota@ 10-2/5 W
 at Tulsa@ 4-6 L
 Pacific+ 8-0/5 W
 BYU+ 1-4 L
 Pacific+ 11-2/6 W
 at Arizona State+ 0-1 L
 at Arizona State+ 1-7 L
 South Dakota 7-5 W
 South Dakota 9-3 W
 Wisconsin 8-0/5 W
 Wisconsin 4-3 W
 at Texas 0-9/5 L
 at Texas 1-4 L
 Drake 2-4/8 L
 Drake 5-0 W
 South Dakota State 8-3 W
 South Dakota State 6-0 W
 Texas A&M 3-6 L
 Texas A&M 8-3 W
 at Creighton 4-3 W
 at Texas Tech 3-1 W
 at Texas Tech 2-0 W
 at Kansas 2-0 W
 at Iowa State 5-9 L
 Baylor 5-3 W
 Baylor 2-6 L
 Iowa State 3-6 L
 Kansas 8-5 W
 Oklahoma 0-5 L
 Oklahoma 0-8/6 L
 Northern Iowa 3-5 L
 Creighton 11-7 W
 at Oklahoma State 0-4 L
 at Oklahoma State 0-8/5 L
 Missouri 5-2 W
 Missouri 0-5 L
 Texas A&M% 0-5 L
 North Carolina\$ 0-1 L
 North Dakota State\$ 5-1 W
 North Carolina\$ 0-1/8 L

^Hotel Encanto Tournament;
 #Tiger Invitational; *NFCA Leadoff
 Classic; @Embassy Suites Festival;
 +Diamond Devil Invitational; %Big 12
 Championship; \$NCAA Regional

2011 (41-14)

Head Coach Rhonda Revelle
 Overall Record..... 41-14 (.745)
 Big 12 Record 9-9 (6th)
 Home Record..... 10-4 (.714)
 Away Record..... 11-7 (.611)
 Neutral Record 20-3 (.870)
 Longest Winning Streak ... 10 games
 Longest Losing Streak 3 games

Portland State^ 11-2/5 W
 San Jose State^ 7-3 W
 Arizona^ 1-6 L
 Cal State Fullerton^ 3-1 W
 Stanford^ 3-2/9 W
 Oregon State^ 4-1 W
 Tennessee Tech# 4-3 W
 at North Texas# 4-2 W
 Centenary# 10-2/5 W
 Northwestern State# 7-0 W
 Tennessee Tech# 6-0 W
 BYU* 4-3 W
 Hawaii* 3-0 W
 Nevada* 1-5 L
 Ohio State* 10-0/5 W
 Long Island* 6-1/5 W
 Radford@ 7-2 W
 Maryland@ 6-4 W
 La Salle@ 9-0/5 W
 Florida@ 1-0 W
 Central Connecticut St.@ 8-3 W
 South Dakota (1) 14-0/5 W
 South Dakota (2) 7-6 W
 at New Mexico State 3-4 L
 at New Mexico State (1) 7-5 W
 at New Mexico State (2) 16-1/5 W
 at New Mexico State 6-3 W
 at UTEP (1) 8-0/5 W
 at UTEP (2) 16-0/5 W
 at Oklahoma 4-1 W
 at Oklahoma 3-6 L
 Creighton 7-2 W
 at Kansas 4-0 W
 at Kansas 7-1 W
 Texas 0-1 L
 Texas 3-4/8 L
 at Creighton 10-2/5 W
 at Texas A&M 0-3 L
 at Texas A&M 1-5 L
 Missouri 3-2 W
 Missouri 1-4 L
 South Dakota State (1) 9-1/6 W
 South Dakota State (2) 1-0 W
 Texas Tech 7-0 W
 Texas Tech 0-5 L
 at Baylor 1-2 L
 at Baylor 0-1 L
 Iowa State 8-7 W
 at Iowa State 10-1/6 W
 Oklahoma State 4-3 W
 Oklahoma State 3-1 W
 Fresno State\$ 0-1/10 L
 Pacific\$ 11-1/5 W
 Fresno State\$ 5-0 W
 Stanford\$ 1-4 L

^Kajikawa Classic; #Sleep Inn Classic;
 *Cathedral City Classic; @Under
 Armour Showcase; \$NCAA Regional

2012 (33-22)

Head Coach Rhonda Revelle
 Overall Record..... 33-22 (.600)
 Big Ten Record 14-9 (3rd)
 Home Record..... 15-1 (.938)
 Away Record..... 7-12 (.368)
 Neutral Record 11-9 (.550)
 Longest Winning Streak.. 9 games
 Longest Losing Streak 4 games

Washington^ 0-4 L
 Arizona^ 11-10 W
 Idaho State^ 12-4/5 W
 Cal State Northridge^ 10-2/6 W
 Oregon State^ 3-11/6 L
 Georgia Tech^ 5-6 L
 Colorado State# 10-2/6 W
 at New Mexico State# 15-2 W
 Stephen F. Austin# 9-0/5 W
 Weber State# 12-4/5 W
 at New Mexico State# 10-2/5 W
 Oregon* 2-4 L
 Cal Poly* 7-14 L
 Missouri* 6-4 W
 Texas* 0-3 L
 Washington* 3-6 L
 Houston@ 2-0 W
 at Texas A&M@ 0-6 L
 Texas State@ 1-5 L
 at Texas A&M@ 1-4 L
 Texas State@ 1-2 L
 Arkansas-Pine Bluff+ 16-0/5 W
 at Oklahoma State+ 0-2 L
 Loyola-Chicago (1)+ 8-0/5 W
 Loyola-Chicago (2)+ 4-2 W
 South Dakota (1) 7-0 W
 South Dakota (2) 8-0/5 W
 UNO 2-1 W
 Northwestern 9-6 W
 Northwestern (1) 7-6 W
 Northwestern (2) 8-1 W
 South Dakota State 8-0/5 W
 at Minnesota (1) 7-13 L
 at Minnesota (2) 5-8 L
 at Minnesota 5-4/8 W
 Illinois (1) 11-0/6 W
 Illinois (2) 5-1 W
 Illinois 4-1 W
 Creighton 3-0 W
 at Iowa (1) 7-4 W
 at Iowa (2) 6-7 L
 at Iowa 4-6 L
 at UNO 1-0/8 W
 at Ohio State (1) 11-2 W
 at Ohio State (2) 3-2/8 W
 at Ohio State 0-4 L
 at Creighton 1-2 L
 Michigan State (1) 5-3 W
 Michigan State (2) 3-0 W
 at Indiana (1) 2-4 L
 at Indiana (2) 2-6 L
 at Indiana 2-4 L
 Wisconsin (1) 1-3 L
 Wisconsin (2) 6-4 W
 Wisconsin 4-1 W

^Kajikawa Classic; #Troy Cox Classic;
 *Cathedral City Classic; @Aggie
 Invitational; +Mizuno Invitational

YEAR-BY-YEAR RESULTS (2013-16)

2013 (45-16)

Head CoachRhonda Revelle
 Overall Record.....45-16 (.738)
 Big Ten Record 16-6 (.727)
 Home Record.....18-4 (.818)
 Away Record.....17-7 (.708)
 Neutral Record10-5 (.667)
 Longest Winning Streak... 8 games
 Longest Losing Streak 2 games

Illinois-Chicago^	14-5/6	W
at New Mexico State^	5-1	W
Illinois-Chicago^	13-4/5	W
Illinois-Chicago^	4-3/8	W
New Mexico^	11-0/5	W
Southern Utah#	7-0	W
at Arizona#	0-1	L
Utah State#	9-0/5	W
Drake#	2-0	W
Purdue#	4-3	W
Oklahoma*	0-2	L
Maryland*	8-1	W
Oregon*	2-11/6	L
Florida State*	2-0	W
California*	0-1	L
at Oklahoma (1)	3-10	L
at Oklahoma (2)	1-0	W
at Oklahoma State (1)	3-0	W
at Oklahoma State (2)	10-5	W
at Wichita State (1)	3-1	W
at Wichita State (2)	9-0/5	W
New Mexico State (1)	4-1/10	W
New Mexico State (2)	8-0/5	W
UNO	3-2	W
North Dakota State (1)	0-13	L
North Dakota State (2)	11-0/5	W
Northwestern (1)	5-4/8	W
Northwestern (2)	14-1/5	W
UNO	4-0	W
at Illinois (1)	6-2	W
at Illinois (2)	4-5	L
at Illinois	7-1	W
at Creighton	4-3	W
at Iowa	2-6	L
at Iowa	11-1/5	W
at Iowa	3-2	W
Wisconsin	4-0	W
Wisconsin	2-5	L
Wisconsin	11-2/5	W
Minnesota (1)	3-2	W
Minnesota (2)	4-0	W
at Purdue (1)	5-2/9	W
at Purdue (2)	12-2	W
at Purdue	5-6	L
Creighton	6-0	W
Michigan	6-1	W
Michigan	3-5	L
Michigan	7-4	W
at Penn State	3-1	W
at Penn State	2-3	L
at Penn State	2-0	W
Purdue%	3-2	W
Minnesota%	0-1	L
Northern Iowa\$	4-0	W
Stanford\$	7-1	W
Stanford\$	10-5	W
at Oregon+	5-2	W
at Oregon+	3-4/11	L
at Oregon+	4-2	W
Washington@	3-4/8	L
Florida@	8-9/15	L

^Hotel Encanto Invitational; #Hillenbrand Invitational; *Mary Nutter Collegiate Classic; %Big Ten Tournament; \$NCAA Regional; +NCAA Super Regional; @Women's College World Series

2014 (44-18)

Head CoachRhonda Revelle
 Overall Record.....44-18 (.710)
 Big Ten Record 18-5 (.783)
 Home Record.....13-3 (.813)
 Away Record.....18-6 (.750)
 Neutral Record13-9 (.591)
 Longest Winning Streak ... 11 games
 Longest Losing Streak 3 games

UTEP^	7-0	W
Florida State^	4-3	W
at New Mexico State^	11-0/5	W
Florida State^	1-5	L
at Houston#	4-1	W
Army#	7-0	W
Stephen F. Austin#	0-1	L
Sam Houston State#	2-0	W
Sam Houston State#	7-1	W
Texas A&M*	3-2/9	W
Arizona*	0-7	L
Tennessee*	3-5	L
UCLA*	2-6	L
Boise State*	4-0/6	W
at Oklahoma State (1)	4-3	W
at Oklahoma State (2)	8-4	W
at Oklahoma (1)	4-5	L
at Oklahoma (2)	7-2	W
Arizona State@	0-1/8	L
San Jose State@	4-1	W
Cal State Fullerton@	9-2	W
Washington@	2-1	W
Fresno State@	0-1	L
Jackson State&	8-0/5	W
Northern Illinois&	10-2/6	W
Kansas&	1-0	W
Iowa State	10-3	W
Minnesota	2-7	L
Minnesota (1)	4-13	L
Minnesota (2)	3-2	W
at UNO	10-0/5	W
at Northwestern	2-10/5	L
at Northwestern	13-3	W
at Northwestern	10-1/5	W
Creighton	5-2	W
at Illinois (1)	4-11	L
at Illinois (2)	9-4	W
at Illinois	12-3/5	W
UNO	2-3	L
Northern Iowa	4-0	W
Iowa (1)	5-2	W
Iowa (2)	9-1/6	W
Iowa	18-0/5	W
Ohio State	14-1/5	W
Ohio State (1)	8-0/6	W
Ohio State (2)	8-0/5	W
at Michigan State	2-0	W
at Michigan State	6-0	W
at Michigan State	8-0/5	W
at Wisconsin (1)	12-0/5	W
at Wisconsin (2)	4-6	L
Indiana	3-1	W
Indiana	3-0	W
Indiana	8-3	W
Ohio State%	5-7/8	L
Kansas\$	1-3	L
Bradley\$	9-0/5	W
Kansas\$	2-1	W
Missouri\$	11-4	W
Missouri\$	8-1	W
Alabama+	5-6/12	L
Alabama+	1-2	L

^Hotel Encanto Invitational; #Hilton Houston Plaza Classic; *Mary Nutter Collegiate Classic; @Judi Garman Classic; &Jayhawk Invitational; %Big Ten Tournament; \$NCAA Regional; +NCAA Super Regional

2015 (35-23)

Head CoachRhonda Revelle
 Overall Record.....35-23 (.603)
 Big Ten Record 17-6 (.739)
 Home Record.....11-6 (.647)
 Away Record.....11-9 (.550)
 Neutral Record13-8 (.619)
 Longest Winning Streak.. 6 games
 Longest Losing Streak 5 games

Colorado State^	9-1/5	W
at New Mexico State^	11-16	L
Montana^	13-4/6	W
Texas Tech^	11-3/6	W
Texas-San Antonio^	11-7	W
Georgia Tech#	2-11/5	L
at Florida State#	1-4	L
Georgia Tech#	2-10/5	L
Western Kentucky#	1-5	L
at Florida State#	2-3	L
San Diego State*	10-0/5	W
LSU*	2-10/5	L
Tennessee*	5-2	W
Oregon State*	10-11	L
UCLA*	1-5/6	L
South Dakota@	8-3	W
at Wichita State@	1-7	L
South Dakota@	12-2/5	W
at Wichita State@	4-10	L
UNO	10-1/5	W
Boise State&	11-3/6	W
Charleston Southern&	8-3	W
DePaul&	13-2/5	W
at Cal State Fullerton&	0-3	L
Michigan State	15-10	W
Michigan State	14-6/5	W
Michigan State	7-5	W
at Iowa (1)	12-2/5	W
at Iowa (2)	16-7	W
Minnesota	7-8	L
Minnesota	3-8	L
Minnesota	5-3	W
North Dakota State (1)	0-3	L
North Dakota State (2)	6-10	L
at Ohio State (1)	7-5	W
at Ohio State (2)	11-7	W
at Ohio State	4-5	L
at Purdue	0-1	L
at Purdue	3-0	W
at Purdue	8-0/6	W
at UNO	8-5/8	W
Northwestern	10-2/5	W
Northwestern	9-5	W
Northwestern	3-5	L
Creighton	11-1/5	W
at Wisconsin (1)	13-5/5	W
at Wisconsin (2)	3-2	W
at Wisconsin	9-0/5	W
Drake	7-2	W
Illinois	8-0/5	W
Illinois	10-12	L
Illinois	9-1 (5)	W
at Ohio State%	5-2	W
Iowa%	9-6	W
Michigan%	1-6	L
Arizona State\$	2-5	L
Texas Southern\$	5-0	W
at LSU\$	2-3/10	L

^Hotel Encanto Invitational; #Unconquered Invitational; *Mary Nutter Collegiate Classic; @Shocker Invitational; &Easton Invitational; %Big Ten Tournament; \$NCAA Regional

2016 (35-21)

Head CoachRhonda Revelle
 Overall Record.....35-21 (.625)
 Big Ten Record 13-9 (.591)
 Home Record.....11-5 (.688)
 Away Record.....8-10 (.444)
 Neutral Record16-6 (.727)
 Longest Winning Streak.. 7 games
 Longest Losing Streak 3 games

at Northern Iowa^	7-4/8	W
Western Illinois^	3-2	W
Drake^	11-2/5	W
Green Bay^	8-0/5	W
Saint Louis^	7-4	W
at North Carolina State#	6-1	W
Louisville#	4-3	W
at North Carolina State#	6-11	L
Louisville#	3-0	W
Oregon*	6-5	W
Florida*	0-8/5	L
San Diego State*	3-1	W
Washington*	5-6/9	L
Wichita State (1)	6-4	W
Wichita State (2)	1-2	L
Wichita State	10-5	W
James Madison@	8-4	W
at Arizona State@	0-6	L
James Madison@	0-7	L
Ohio State@	5-4	W
Georgetown@	12-4/5	W
Omaha	12-8	W
UNLV\$	6-1	W
New Mexico\$	3-6	L
Arkansas\$	10-11	L
Oklahoma\$	2-4	L
DePaul\$	7-5	W
at Illinois	10-2/5	W
at Illinois (1)	3-8	L
at Illinois (2)	2-10/6	L
South Dakota State	3-2	W
at Maryland	4-7	L
at Maryland	14-2/6	W
at Maryland	26-4/5	W
Iowa (1)	6-5	W
Iowa (2)	3-1	W
Michigan	1-0	W
Michigan	1-4	L
Michigan	6-8	L
at Northwestern	4-3	W
at Northwestern	8-1	W
at Northwestern	11-9/11	W
at Minnesota	0-6	L
at Minnesota	10-11	L
Purdue (1)	3-4/8	L
Purdue (2)	8-0/5	W
Purdue	4-3	W
Wisconsin	13-8	W
Wisconsin (1)	4-6/14	L
Wisconsin (2)	6-5/9	W
Purdue%	8-0/5	W
at Penn State%	7-8	L
Louisville\$	3-2	W
at Missouri\$	0-8/6	L
BYU\$	2-0	W
at Missouri\$	0-9/5	L

^UNI-Dome Classic; #Big Ten/ACC Challenge; *Mary Nutter Collegiate Classic; @Louisville Slugger Invitational; &Easton Invitational; %Big Ten Tournament; \$NCAA Regional

YEAR-BY-YEAR RESULTS (2017-20)

2017 (24-29)

Head CoachRhonda Revelle
 Overall Record.....24-29 (.453)
 Big Ten Record13-10 (.565)
 Home Record.....13-6 (.684)
 Away Record.....7-12 (.368)
 Neutral Record.....4-11 (.267)
 Longest Winning Streak.. 8 games
 Longest Losing Streak .. 10 games

BYU^	1-12/5	L
Oklahoma^	0-6	L
Auburn^	2-3	L
Washington^	5-7	L
Pittsburgh#	1-9/5	L
Pittsburgh#	2-6	L
at Florida State#	0-9/5	L
at Florida State#	0-8	L
Tennessee*	0-5	L
California*	0-2	L
Missouri*	4-1	W
Oregon State*	10-6	W
IUPUI@	1-9/6	L
at Arkansas@	0-2	L
IUPUI@	6-1	W
Lamar@	8-6	W
Lamar@	9-10	L
at Arizona State	1-12/5	L
at Arizona State	1-10/5	L
at Arizona State	0-6	L
New Mexico State (1)	7-6/8	W
New Mexico State (2)	9-3	W
New Mexico State	4-1	W
at Wichita State	5-7	L
Omaha	15-11	W
Minnesota	0-16/5	L
Minnesota	4-5	L
Minnesota	1-8	L
at Wisconsin	7-4/8	W
at Wisconsin	8-3	W
at Wisconsin	9-4	W
Iowa State (1)	5-3	W
Iowa State (2)	2-1	W
at Rutgers (1)	7-4	W
at Rutgers (2)	15-12	W
at Rutgers	7-2	W
at Iowa (1)	3-4	L
at Iowa (2)	2-5	L
Penn State	2-1/8	W
Penn State	5-4	W
Penn State	6-4	W
Kansas	3-5/8	L
Illinois	0-1	L
Illinois	3-5	L
Illinois	14-0/5	W
at Creighton	5-4	W
Northwestern	4-3	W
Northwestern (1)	7-4	W
Northwestern (2)	5-4/8	W
at Purdue	3-4	L
at Purdue	4-6	L
at Purdue	3-6	L
Penn State%	0-5	L

^Puerto Vallarta Collegiate Classic;
 #ACC/Big Ten Challenge; *Mary
 Nutter Collegiate Classic; @Woowo
 Classic; %Big Ten Tournament

2018 (31-23)

Head CoachRhonda Revelle
 Overall Record.....31-23 (.574)
 Big Ten Record9-13 (.409)
 Home Record.....10-7 (.588)
 Away Record.....8-9 (.471)
 Neutral Record.....13-7 (.650)
 Longest Winning Streak.. 7 games
 Longest Losing Streak 8 games

BYU^	5-4/8	W
at Arizona State^	4-6	L
Utah^	5-0	W
San Diego State^	5-3	W
Cal State Northridge^	9-1/5	W
Seattle^	3-2	W
Boston College#	2-1	W
at Georgia Tech#	6-5	W
at Georgia Tech#	7-3	W
Boston College#	0-3	L
Texas A&M*	6-3	W
Mississippi State*	0-9/5	L
UCLA*	0-5	L
St. John's*	7-4	W
Washington*	2-4	L
Wichita State (1)	2-6	L
Wichita State (2)	3-1	W
Wichita State	0-8	L
Green Bay@	7-0	W
Northern Iowa@	6-3	W
Tulsa@	3-2	W
at Kansas@	5-1	W
South Dakota State (1)	8-2	W
South Dakota State (2)	12-3/5	W
Grand Canyon\$	4-1	W
Cal State Northridge\$	5-10	L
Oklahoma\$	0-8/5	L
at Cal State Fullerton\$	7-1	W
DePaul\$	1-0	W
Creighton	6-2	W
Michigan State	9-6	W
Michigan State	12-6	W
Michigan State	1-9/5	L
South Dakota	9-3	W
at Northwestern	6-2	W
at Northwestern	3-8	L
at Northwestern	5-9	L
at Indiana	5-0	W
at Indiana	3-4/8	L
at Indiana	2-1	W
Iowa (1)	1-2	L
Iowa (2)	3-0	W
Purdue (1)	8-7/8	W
Purdue (2)	10-1/5	W
at Minnesota	1-10/5	L
at Minnesota	0-6	L
at Minnesota	1-5	L
Wisconsin	1-6	L
Wisconsin	4-11	L
Wisconsin	2-11/6	L
at Illinois	4-5	L
at Illinois	2-6	L
at Illinois	6-3	W
Michigan State%	3-4	L

^Kajikawa Classic; #Big Ten/ACC
 Challenge; *Mary Nutter Collegiate
 Classic; @Jayhawk Invitational;
 \$Easton Invitational; %Big Ten
 Tournament

2019 (31-23)

Head CoachRhonda Revelle
 Overall Record.....21-31 (.404)
 Big Ten Record9-14 (.391)
 Home Record.....7-9 (.438)
 Away Record.....6-14 (.300)
 Neutral Record8-8 (.500)
 Longest Winning Streak.. 6 games
 Longest Losing Streak .. 12 games

Lamar^	14-2/5	W
Texas Tech^	10-15	L
Lamar^	6-4	W
Texas Tech^	1-4	L
Omaha^	4-3	W
at NC State#	7-2	W
Pittsburgh#	14-1/5	W
at NC State#	6-0	W
Pittsburgh#	16-2/5	W
BYU*	5-4/8	W
San Diego State*	0-4	L
Arizona State*	5-6	L
UCLA*	1-9/6	L
Idaho State@	10-4/9	W
at Colorado State@	9-12	L
Idaho State@	5-0	W
at Wichita State	1-10/5	L
at Wichita State (1)	2-6	L
at Wichita State (2)	5-7	L
Tulsa\$	5-6/8	L
at Kansas\$	0-2	L
Tulsa\$	0-6	L
at Kansas\$	0-1	L
at Michigan	0-8/6	L
at Michigan	2-7	L
at Michigan	0-12/5	L
Drake (1)	1-7	L
Drake (2)	0-14/5	L
Illinois	3-2	W
Illinois	8-11/8	L
Illinois	5-4	W
South Dakota State	14-3/5	W
Northwestern	0-8	L
Northwestern	2-5	L
Northwestern	0-4	L
at Creighton	1-9/5	L
at Purdue	4-9	L
at Purdue	7-5	W
at Purdue	9-4	W
Minnesota	0-3	L
Minnesota	3-8	L
Minnesota	3-9	L
South Dakota	9-2	W
at Iowa (1)	7-5	W
at Iowa (2)	1-3	L
Maryland	11-2/5	W
Maryland	14-0/5	W
Maryland	9-1/6	W
at Wisconsin	5-3	W
at Wisconsin	4-5	L
at Wisconsin	2-4	L
Illinois%	4-6	L

^Lone Star College Challenge;
 #ACC/Big Ten Challenge; *Mary
 Nutter Collegiate Classic; @Colorado
 State Classic; \$Rock Chalk Challenge;
 %Big Ten Tournament

2020 (9-14)

Head CoachRhonda Revelle
 Overall Record.....9-14 (.391)
 Big Ten Record0-0 (n/a)
 Home Record.....0-0 (.000)
 Away Record.....2-4 (.333)
 Neutral Record7-10 (.412)
 Longest Winning Streak.. 3 games
 Longest Losing Streak 4 games

at New Mexico State^	6-11	L
UTEP^	10-7	W
Bradley^	8-1	W
UTEP^	16-3/5	W
Arkansas^	4-15/5	L
at Georgia Tech#	4-2	W
Boston College#	5-2	W
at Georgia Tech#	1-7	L
Boston College#	0-2	L
Oklahoma*	2-10/5	L
BYU*	1-4	L
Cal*	8-2	W
Washington*	2-10/6	L
Florida*	3-6	L
at Missouri@	1-7	L
Wichita State@	5-17	L
at Missouri@	10-2/5	W
Wichita State@	8-7	W
Oregon State\$	3-4	L
Wright State\$	4-6	L
Lehigh\$	3-2/8	W
at Arizona State\$	3-7	L
New Mexico State\$	1-4	L
North Dakota	Canceled	
North Dakota	Canceled	
Northern Colorado	Canceled	
Northern Colorado	Canceled	
at Illinois	Canceled	
at Illinois	Canceled	
at Illinois	Canceled	
at Kansas (1)	Canceled	
at Kansas (2)	Canceled	
at Minnesota	Canceled	
at Minnesota	Canceled	
at Minnesota	Canceled	
at Minnesota	Canceled	
South Dakota State	Canceled	
Wisconsin	Canceled	
Wisconsin	Canceled	
Wisconsin	Canceled	
South Dakota	Canceled	
Indiana	Canceled	
Indiana	Canceled	
Indiana	Canceled	
at Maryland	Canceled	
at Maryland	Canceled	
at Maryland	Canceled	
Iowa (1)	Canceled	
Iowa (2)	Canceled	
at Michigan State	Canceled	
at Michigan State	Canceled	
Creighton	Canceled	
Purdue	Canceled	
Purdue	Canceled	
Purdue	Canceled	

^Troy Cox Classic; #Big Ten/ACC
 Challenge; *Mary Nutter Collegiate
 Classic; @Mizzou Tournament;
 \$Arizona State Invitational

Note: The 2020 season was canceled
 on March 12 due to the Coronavirus
 pandemic.

YEAR-BY-YEAR RESULTS (2021-23)

2021 (22-22)

2022 (41-16)

2023 (36-22)

Head CoachRhonda Revelle
 Overall Record.....22-22 (.500)
 Big Ten Record22-22 (.500)
 Home Record.....11-5 (.688)
 Away Record.....5-11 (.313)
 Neutral Record6-6 (.500)
 Longest Winning Streak.. 4 games
 Longest Losing Streak 4 games

Head CoachRhonda Revelle
 Overall Record.....41-16 (.719)
 Big Ten Record17-5 (.773)
 Home Record.....14-2 (.700)
 Away Record.....12-9 (.750)
 Neutral Record15-5 (.333)
 Longest Winning Streak.. 18 games
 Longest Losing Streak 2 games

Head CoachRhonda Revelle
 Overall Record.....36-22 (.621)
 Big Ten Record13-10 (.565)
 Home Record.....8-5 (.615)
 Away Record.....12-9 (.571)
 Neutral Record16-8 (.667)
 Longest Winning Streak 9 games
 Longest Losing Streak 4 games

Indiana^ 1-3 L
 Indiana^ 4-2 W
 Michigan State^ 7-1 W
 Michigan State^ 3-6/8 L
 Ohio State^ 2-4 L
 Ohio State^ 2-1 W
 Michigan^ 1-2/8 L
 Michigan^ 0-2 L
 Michigan^ 5-4/8 W
 Purdue^ 8-1 W
 Purdue^ 0-7 L
 Purdue^ 3-1 W
 Penn State 9-0/5 W
 Penn State 8-2 W
 Penn State 10-2/5 W
 Penn State 5-7/8 L
 at Rutgers 12-3/6 W
 at Rutgers 8-1 W
 at Rutgers 6-10 L
 at Rutgers 1-2 L
 Illinois 0-4 L
 Illinois 5-4 W
 Illinois 10-6 W
 Illinois 8-6 W
 at Minnesota 7-8 L
 at Minnesota 0-2 L
 at Minnesota 0-9/6 L
 at Minnesota 6-4 W
 Wisconsin 4-6 L
 Wisconsin 9-4 W
 Wisconsin 3-4 L
 Wisconsin 3-9 L
 Maryland 2-1 W
 Maryland 4-3 W
 Maryland 8-4 W
 Maryland 8-0/5 W
 at Iowa 0-1 L
 at Iowa 4-0 W
 at Iowa 1-6 L
 at Iowa 1-4 L
 at Northwestern 1-6 L
 at Northwestern 1-9/6 L
 at Northwestern 5-4 W
 at Northwestern 5-6 L

Omaha^ 6-1 W
 @ UNI^ 1-2 L
 Iowa State^ 3-7 L
 Drake^ 10-1/6 W
 South Dakota St.^ 2-6 L
 @ New Mexico State# 14-4/6 W
 Southeastern La.# 0-2 L
 UT Arlington# 6-2 W
 Northern Colorado# 15-3 W
 Southeastern La.# 11-1/6 W
 @ Kansas 5-13/6 L
 @ Kansas 6-4 W
 @ Kansas 5-3 W
 Wichita State 10-4 W
 Wichita State 12-4/6 W
 SDSU (1) 9-0/6 W
 SDSU (2) 4-16/6 L
 Sacramento State* 10-9 W
 @ Cal State Fullerton* 3-1 W
 Boston* 5-2 W
 UCF* 3-7 L
 @ Long Beach State* 9-0 W
 @ San Diego (1) 2-4 L
 @ San Diego (2) 0-4 L
 Tulsa\$ 7-6/8 W
 South Dakota\$ 3-1 W
 South Dakota\$ 9-3 W
 Tulsa\$ 3-0 W
 @ Michigan 3-2 W
 @ Michigan 7-4 W
 Creighton 15-0/5 W
 Rutgers 12-7/6 W
 Rutgers 2-1 W
 Rutgers 9-0/5 W
 @ Michigan State 6-0 W
 @ Michigan State (1) 7-5/9 W
 @ Michigan State (2) 5-4 W
 Iowa (1) 8-3 W
 Iowa (2) 7-0 W
 Minnesota 7-0 W
 Minnesota 11-0/5 W
 Minnesota 11-8 W
 @ Wisconsin (1) 2-3 L
 @ Wisconsin (2) 2-5 L
 @ Wisconsin 6-4 W
 @ Ohio State 2-6 L
 @ Ohio State 4-5 L
 @ Ohio State 9-1/5 W
 Indiana 0-5 L
 Indiana 7-2 W
 Indiana 5-4/8 W
 Penn State% 3-1 W
 Ohio State% 2-1 W
 Michigan% 3-1/8 W
 North Texas@ 3-0 W
 @ Oklahoma State@ 4-7 L
 North Texas@ 0-3 L

Lamar^ 8-0/5 W
 South Dakota State^ 0-1 L
 Lamar^ 7-0 W
 @ Houston^ 7-0 W
 Virginia^ 2-0 W
 Oklahoma State# 0-10/5 L
 UCLA# 0-8/6 L
 Virginia Tech# 4-6 L
 Texas A&M# 4-3 W
 Arkansas# 1-6 L
 Oklahoma State* 1-3 L
 @ New Mexico State* 5-0 W
 CSU Bakersfield* 10-1/5 W
 New Mexico* 15-0/5 W
 New Mexico* 1-0 W
 Weber State\$ 3-2 W
 TAMU-Commerce\$ 3-0 W
 Weber State\$ 9-1/5 W
 @ Arizona\$ 10-3 W
 CSUN\$ 11-7/8 W
 @ Wichita State& 8-10 L
 Missouri State& 10-2/5 W
 @ Wichita State& 1-10/5 L
 Missouri State& 7-2 W
 @ Omaha (1) 2-1 W
 @ Omaha (2) 11-3/6 W
 Kansas City\$ 12-2/5 W
 @ Kansas\$ 4-6 L
 Iowa State 3-1 W
 Purdue 9-7 W
 Purdue 4-1 W
 Purdue 4-2 W
 @ Iowa (1) 2-4 L
 @ Iowa (2) 9-3 W
 Michigan 1-10/5 W
 Michigan 8-0/5 W
 Michigan 2-4 L
 @ Maryland 3-0 W
 @ Maryland 0-2 L
 @ Maryland 4-0 W
 @ Indiana 8-6 W
 @ Indiana (1) 12-2/5 W
 @ Indiana (2) 4-2 W
 Wisconsin 7-6/10 W
 Wisconsin 3-4 L
 Wisconsin 2-1 W
 @ Northwestern 4-22/5 L
 @ Northwestern 6-8/9 L
 @ Northwestern 9-10 L
 Ohio State 1-2 L
 Ohio State 4-3 W
 Ohio State 4-6 L
 @ Illinois% 1-0 W
 Northwestern% 0-8/5 L
 Wichita State@ 5-6 L
 UMBC@ 3-2 W
 Wichita State@ 9-8/9 W
 @ Oklahoma State@ 2-5 L

^Big Ten Bonanza

Note: The 2021 season consisted of only Big Ten competition due to the conference's COVID-19 protocols. There was no Big Ten Tournament during the 2021 season.

^DOC Halverson UNI-Dome Classic;
 #Troy Cox Classic; *Cal State Fulerton/Long Beach Tournament;
 \$Rock Chalk Challenge; %Big Ten Tournament; @NCAA Regional

^Houston Invitational; #Taxact Clearwater Invitational; *Troy Cox Classic; \$Hillenbrand Invitational; &Shocker Classic; \$Rock Chalk Challenge; %Big Ten Tournament; @NCAA Regional

ALL-TIME SERIES RECORDS

ADELPHI (4-1)

H: 0-0, A: 0-0, N: 4-1
 5-26-84 W 2-1 N
 5-27-88 W 3-1 N
 4-14-90 W 1-0 N
 3-28-91 L (9) 3-6 N
 3-28-91 W 3-1 N

AKRON (1-0)

H: 1-0, A: 0-0, N: 0-0
 3-17-06 W (5) 10-2 H

ALABAMA (1-3)

H: 0-0, A: 0-2, N: 0-1
 2-24-02 W 3-2 N
 2-27-10 L (6) 3-11 N
 5-22-14 L (12) 5-6 A
 5-23-14 L 1-2 A

ARIZONA (4-15)

H: 0-0, A: 1-6, N: 3-9
 3-15-83 L 1-5 N
 3-6-86 L 4-6 N
 3-4-87 W 1-0 N
 3-21-87 W (9) 3-2 N
 2-16-89 L 0-7 A
 3-2-89 L 1-3 N
 5-20-95 L (6) 1-9 N
 2-14-97 L (5) 2-15 N
 5-17-97 L (8) 0-2 A
 5-18-97 L 1-5 A
 5-20-00 L (5) 0-13 A
 5-21-00 L 0-5 A
 2-10-01 L 4-11 N
 4-23-02 L 0-1 N
 2-11-11 L 1-6 N
 2-10-12 W 11-10 N
 2-15-13 L 0-1 A
 2-21-14 L 0-7 N
 3-3-23 W 10-3 A

ARIZONA STATE (10-29)

H: 2-0, A: 0-13, N: 8-16
 3-27-79 L 3-6 A
 3-27-79 L (8) 1-2 A
 3-29-79 L 1-6 A
 3-19-82 W (8) 1-0 N
 5-28-82 L 0-2 N
 3-16-85 W 2-1 N
 3-27-86 W 2-0 N
 3-29-86 L 0-1 N
 3-29-87 W 3-0 N
 3-4-88 L 0-1 N
 3-26-88 W (9) 3-1 N
 3-3-89 L 4-5 N
 3-4-89 L (5) 3-9 N
 4-15-89 W 3-0 H
 4-16-89 W 2-0 H
 3-14-91 L 1-2 N
 5-16-97 W (6) 10-1 N
 5-17-97 W 2-1 N
 2-13-99 L 1-8 N
 5-21-99 L 0-1 N
 5-23-99 W (8) 2-1 N
 5-23-99 L 2-4 N
 2-12-00 L 1-7 A
 3-5-00 L 0-7 N
 3-12-00 L 2-6 N
 3-19-04 L 3-6 N
 2-16-08 L (5) 0-9 A
 3-13-09 L 6-11 N
 3-13-10 L 0-1 A
 3-14-10 L 1-7 A

3-7-14 L (8) 0-1 N
 5-15-15 L 2-5 N
 3-11-16 L 0-6 A
 3-10-17 L (5) 1-12 A
 3-11-17 L (5) 1-10 A
 3-12-17 L 0-6 A
 2-9-18 L 4-6 A
 2-22-19 L 5-6 N
 3-7-20 L 3-7 A

ARKANSAS (2-6)

H: 2-2, A: 0-1, N: 0-4
 3-16-07 W 6-2 H
 3-17-07 W 5-0 H
 3-18-07 L 4-5 H
 2-26-10 L 0-2 N
 3-19-16 L 10-11 N
 3-3-17 L 0-2 A
 2-9-20 L (5) 4-15 N
 2-19-23 L 1-6 N

ARKANSAS-PINE BLUFF (1-0)

H: 0-0, A: 0-0, N: 1-0
 3-9-12 W (5) 16-0 N

ARMY (1-0)

H: 0-0, A: 0-0, N: 1-0
 2-14-14 W 7-0 N

AUBURN (3-2)

H: 0-0, A: 0-0, N: 4-1
 2-27-98 W 6-3 N
 2-8-07 W (8) 1-0 N
 2-11-07 W 1-0 N
 2-20-10 L 1-2 A
 2-10-17 L 2-3 N

AUGUSTANA (S.D.) (1-0)

H: 0-0, A: 0-0, N: 1-0
 4-15-95 W 6-3 N

BALL STATE (1-0)

H: 0-0, A: 0-0, N: 1-0
 3-10-02 W 4-0 N

BAYLOR (32-14)

H: 10-4, A: 11-9, N: 11-1
 3-23-79 W (4) 15-3 N
 3-13-82 L 0-1 N
 3-27-84 W 3-2 A
 3-27-84 L 2-4 A
 3-31-84 W 1-0 A
 3-31-84 L 2-3 A
 3-25-86 W (13) 4-1 A
 3-25-86 L (9) 2-3 A
 3-27-86 W 7-0 N
 3-20-87 W 8-2 N
 3-2-88 W 9-1 N
 3-3-88 W 3-0 N
 3-18-88 W 5-0 N
 2-17-96 W (6) 11-3 N
 5-2-97 W 6-2 N
 3-21-98 W (5) 7-0 N
 4-11-98 W 4-0 A
 4-11-98 W 4-1 A
 4-18-99 W 7-3 H
 4-18-99 W 9-3 H
 4-8-00 W (5) 8-0 H
 4-9-00 W 7-3 H
 4-7-01 W 4-2 A
 4-8-01 W 2-1 A
 3-29-02 L 0-1 H

3-30-02 W 1-0 H
 4-5-03 W 2-0 A
 4-6-03 W 8-1 A
 4-3-04 W 2-0 H
 4-4-04 W 3-0 H
 5-15-04 W (5) 10-1 N
 4-9-05 W 4-1 A
 4-10-05 L (10) 3-6 A
 4-14-06 L 2-7 H
 4-15-06 W 7-4 H
 5-11-06 W 7-1 N
 3-24-07 L 0-2 A
 3-25-07 L 0-3 A
 4-13-08 L 0-7 H
 4-13-08 W 5-0 H
 4-18-09 L (10) 3-4 A
 4-19-09 W 1-0 A
 4-17-10 W 5-3 H
 4-18-10 L 2-6 H
 5-7-11 L 1-2 A
 5-8-11 L 0-1 A

BETHANY (1-0)

H: 0-0, A: 0-0, N: 1-0
 4-22-77 W (5) 13-3 N

BETHUNE-COOKMAN (1-0)

H: 0-0, A: 0-0, N: 1-0
 3-16-01 W 6-0 N

BOISE STATE (2-0)

H: 0-0, A: 0-0, N: 2-0
 2-23-14 W (6) 4-0 N
 3-13-15 W (6) 11-3 N

BOSTON UNIVERSITY (1-0)

H: 0-0, A: 0-0, N: 1-0
 3-12-22 W 5-2 N

BOSTON COLLEGE (3-2)

H: 0-0, A: 0-0, N: 3-2
 2-27-99 W (5) 10-2 N
 2-16-18 W 2-1 N
 2-18-18 L 0-3 N
 2-15-20 W 5-2 N
 2-16-20 L 0-2 N

BOWLING GREEN (8-0)

H: 0-0, A: 0-0, N: 8-0
 3-18-88 W 6-0 N
 3-19-88 W 4-0 N
 3-23-89 W 1-0 N
 3-24-93 W 11-2 N
 3-26-94 W 4-1 N
 3-17-95 W 3-2 N
 3-23-96 W (5) 7-0 N
 3-13-98 W (5) 10-0 N

BRADLEY (4-0)

H: 1-0, A: 0-0, N: 3-0
 4-2-01 W 4-2 H
 3-12-06 W 3-0 N
 5-7-14 W (5) 9-0 N
 2-8-20 W 8-1 N

BYU (9-5)

H: 2-0, A: 0-0, N: 7-5
 3-2-01 W 4-1 N
 4-10-01 W 4-1 H
 4-10-01 W 4-3 H
 4-17-01 W 3-1 N
 4-16-02 L 7-9 N
 3-14-08 W 2-0 N

3-15-08 L 1-2 N
 3-12-10 L 1-4 N
 2-25-11 W 4-3 N
 5-20-16 W 2-0 N
 2-9-17 L (5) 1-12 N
 2-9-18 W (8) 5-4 N
 2-21-19 W (8) 5-4 N
 2-21-20 L 1-4 N

BUENA VISTA (1-0)

H: 0-0, A: 0-0, N: 1-0
 3-18-81 W 8-4 N

BUFFALO (1-0)

H: 0-0, A: 0-0, N: 1-0
 3-10-01 W 5-0 N

CALIFORNIA (16-15)

H: 2-2, A: 2-3, N: 12-10
 4-22-83 W 2-1 H
 4-24-83 W 4-3 H
 5-7-83 W 2-1 A
 3-25-87 L (8) 1-2 A
 3-25-87 L 1-2 A
 3-27-87 W 1-0 N
 2-18-89 W 1-0 N
 3-21-93 L 0-8 A
 3-21-93 W 2-1 A
 3-25-94 L 3-5 N
 3-26-94 L (5) 0-10 N
 3-18-95 W 5-0 N
 3-21-97 W 4-3 N
 3-1-98 W 1-0 N
 3-22-98 W 6-5 N
 3-10-00 L 2-3 N
 3-12-00 W 4-1 N
 2-17-01 L 5-6 N
 2-23-01 L 1-2 N
 3-16-02 W (8) 4-3 N
 2-15-03 W 6-1 N
 2-28-04 W 3-0 N
 5-22-04 L 0-2 H
 5-23-04 L 0-2 H
 5-20-06 L 2-4 N
 5-21-06 L 1-6 N
 3-4-07 W (8) 5-2 N
 2-15-08 L 1-6 N
 2-24-13 L 0-1 N
 2-25-17 L 0-2 N
 2-22-20 W 8-2 N

CAL POLY POMONA (0-1)

H: 0-0, A: 0-0, N: 0-1
 5-26-88 L 0-3 N

CAL POLY SLO (7-3)

H: 0-0, A: 1-1, N: 6-2
 3-25-95 W (8) 2-1 N
 3-19-96 W 11-4 A
 3-19-96 L 5-6 A
 3-22-96 L 5-9 N
 2-13-98 W 1-0 N
 2-15-98 W 1-0 N
 2-18-00 W (6) 9-1 N
 2-18-01 W 5-0 N
 2-14-03 W 8-2 N
 2-25-12 L 7-14 N

CAL STATE BAKERSFIELD (1-0)

H: 0-0, A: 0-0, N: 1-0
 2-24-23 W (5) 10-1 N

CAL STATE FULLERTON (10-9)

H: 0-0, A: 2-4, N: 8-5
 3-20-85 L 0-2 A
 3-23-85 L 0-6 A
 3-4-88 W 7-2 N
 3-5-88 L 0-1 N
 2-17-89 L (5) 0-9 N
 3-22-90 L 1-3 A
 3-2-96 L (5) 1-10 N
 2-15-97 W 1-0 N
 2-13-00 L (5) 0-8 N
 2-8-02 W 3-2 N
 2-9-03 W 2-0 N
 3-14-03 W (8) 6-5 N
 3-19-05 W (5) 8-0 A
 2-20-09 L 2-4 N
 2-12-11 W 3-1 N
 3-8-14 W 9-2 A
 3-14-15 L 0-3 A
 3-17-18 W 7-1 A
 3-11-22 W 3-1 N

CAL STATE NORTHBRIDGE (6-5)

H: 0-0, A: 1-3, N: 5-2
 3-21-85 W 3-0 A
 3-21-85 L (8) 0-1 A
 3-28-89 L 1-2 A
 3-28-89 L 2-3 A
 3-4-00 W 3-0 N
 2-25-05 L 2-7 N
 2-11-06 W 3-2 N
 2-11-12 W (6) 10-2 N
 2-11-18 W (5) 9-5 N
 3-16-18 L 5-10 N
 3-5-23 W (8) 11-7 N

CAL STATE RIVERSIDE (1-0)

H: 0-0, A: 0-0, N: 1-0
 3-26-85 W (5) 12-0 A

CENTENARY (2-0)

H: 0-0, A: 0-0, N: 2-0
 2-20-04 W (5) 8-0 N
 2-19-11 W (5) 10-2 N

CENTRAL ARIZONA (1-1)

H: 0-0, A: 0-0, N: 1-1
 3-11-82 L 1-2 N
 3-8-84 W 3-1 N

CENTRAL CONNECTICUT ST. (1-0)

H: 0-0, A: 0-0, N: 1-0
 3-13-11 W 8-3 N

CENTRAL ILLINOIS (1-1)

H: 0-0, A: 0-0, N: 1-1
 4-16-82 W (10) 5-4 N
 3-18-83 L (8) 2-5 N

CENTRAL FLORIDA (0-2)

H: 0-0, A: 0-0, N: 0-2
 2-27-10 L (8) 4-5 N
 3-13-22 L 3-7 N

ALL-TIME SERIES RECORDS

CENTRAL

MICHIGAN (6-3)

H: 0-0, A: 1-0, N: 5-3

3-13-83	W	4-3	N
3-6-87	L (10)	1-2	N
3-27-87	L	0-1	N
5-23-87	W	2-1	A
3-27-88	W	4-1	N
3-21-91	W (8)	3-2	N
3-25-94	L	2-4	N
2-19-10	W	4-1	N
2-19-10	W	8-0	N

CENTRAL OKLAHOMA (3-0)

H: 0-0, A: 0-0, N: 3-0

4-22-77	W	2-0	N
3-31-80	W	3-1	N
4-3-81	W	8-3	N

CHAPMAN (2-0)

H: 0-0, A: 2-0, N: 0-0

3-25-85	W	6-1	A
3-25-85	W	5-0	A

CHARLESTON

SOUTHERN (1-0)

H: 0-0, A: 0-0, N: 1-0

3-13-15	W	8-3	N
---------	---	-----	---

COASTAL CAROLINA (1-0)

H: 1-0, A: 0-0, N: 0-0

5-15-98	W	7-0	H
---------	---	-----	---

COLORADO STATE (17-5)

H: 11-0, A: 0-1, N: 6-4

3-12-82	W	4-2	N
4-11-85	W	10-0	H
4-11-85	W	3-0	H
3-7-86	W	6-0	N
3-28-92	L	2-8	N
4-10-92	W	4-1	H
4-10-92	W (10)	7-6	H
3-18-95	L	2-7	N
2-27-99	L	2-3	N
3-12-99	L	1-3	N
3-28-00	W	1-0	H
3-28-00	W (5)	12-4	H
3-29-00	W	3-0	H
3-26-01	W	4-1	H
3-26-01	W	14-0	H
2-18-05	W	2-1	N
3-28-07	W	1-0	H
3-28-07	W	3-2	H
2-13-10	W	6-2	N
2-17-12	W (6)	10-2	N
2-6-15	W (5)	9-1	N
2-28-18	L	9-12	A

CONCORDIA-ST. PAUL (1-0)

H: 0-0, A: 0-0, N: 1-0

2-9-91	W (6)	9-0	N
--------	-------	-----	---

CONNECTICUT (2-0)

H: 0-0, A: 0-0, N: 2-0

3-17-89	W	7-6	N
3-16-90	W	6-1	N

CREIGHTON (87-47)

H: 44-14, A: 32-22, N: 11-1

4-26-78	W (6)	12-1	A
4-26-78	L	5-6	A
4-29-78	W	8-2	N

4-28-79	W	3-1	H
5-3-79	W	6-2	H
5-3-79	L	3-10	H
4-8-80	L	2-7	H
4-8-80	L	7-9	H
5-1-80	W	3-2	A
5-1-80	L	2-3	A
5-9-80	L	0-1	N
4-12-81	W	8-4	H
4-29-81	L	0-9	A
4-29-81	L	0-1	A
3-31-82	L (8)	0-1	A
3-31-82	W	4-2	A
4-16-82	W	1-0	N
5-27-82	W (8)	3-2	N
4-16-83	W	2-0	N
4-22-83	L	2-7	H
4-4-84	W	1-0	A
4-4-84	L	0-4	A
4-22-84	W	4-0	H
4-22-84	W	1-0	H
4-3-85	W	3-0	H
4-3-85	W	6-1	H
4-17-85	W	7-0	A
4-17-85	L	3-5	A
3-26-88	W	5-0	N
4-13-88	L	2-4	H
4-13-88	L (10)	1-2	H
4-28-88	L (9)	1-2	A
4-28-88	W	3-1	A
5-23-88	L	2-3	H
5-23-88	W	7-2	H
5-23-88	W	4-1	H
4-5-89	L	2-4	A
4-5-89	L	0-1	A
4-20-89	W (8)	3-2	H
4-20-89	L (5)	0-7	H
4-18-90	L (5)	0-7	A
4-18-90	L	0-1	A
4-26-90	W	2-1	H
4-2-91	L	1-4	A
4-2-91	W	5-1	A
4-6-91	W	2-1	N
4-24-91	W (10)	2-1	H
4-24-91	W	4-1	H
3-21-92	W	2-1	A
3-21-92	L	2-7	A
4-14-92	W	3-1	A
3-5-93	W	14-7	N
4-20-93	L	0-1	A
4-20-93	L (5)	1-14	A
4-28-93	W	2-0	H
4-28-93	W (9)	3-2	H
2-19-94	W (8)	1-0	N
2-20-94	W	4-0	N
3-30-94	W	5-1	A
3-30-94	W	7-1	A
4-25-94	W	1-0	H
4-25-94	W	7-3	H
2-25-95	W	6-4	A
2-25-95	W (5)	5-0	A
4-19-95	L	0-3	H
4-19-95	W (5)	9-1	H
2-24-96	W	19-8	A
2-24-96	W	8-3	A
4-24-96	W	5-1	H
4-24-96	W	3-0	H
4-3-97	W (5)	10-1	H
4-3-97	W	4-2	H
4-15-97	W	5-4	A
4-15-97	L	0-6	A
3-26-98	L	3-4	H

3-26-98	W (9)	5-4	H
3-13-99	W	4-1	N
3-23-99	W	6-5	H
3-31-99	W	3-2	A
4-7-99	W	1-0	H
4-28-99	W	8-1	A
3-22-00	W	5-0	A
3-22-00	W (8)	3-2	A
4-6-00	L	0-2	A
4-19-00	W	3-1	H
3-10-01	W	3-2	N
3-21-01	W	4-0	A
4-4-01	W	6-2	H
4-24-01	W	8-2	H
3-19-02	W	3-1	H
3-27-02	W	7-0	A
4-16-02	W (8)	5-4	A
3-26-03	W	5-2	H
4-1-03	W	4-2	A
4-16-03	W	4-2	H
3-24-04	W (8)	1-0	A
4-6-04	W	2-0	H
5-21-04	W	2-0	H
5-22-04	W	3-1	H
3-23-05	L (9)	5-6	H
4-14-05	L (9)	0-1	A
3-28-06	W	3-1	A
4-27-06	W (8)	4-3	H
3-21-07	L	1-4	H
4-12-07	W	7-2	A
5-19-07	L	1-2	H
3-26-08	L	2-7	A
4-9-08	L (5)	1-13	H
4-1-09	L	0-3	H
4-28-09	W	3-1	A
4-7-10	W	4-3	A
4-28-10	W	11-7	H
3-30-11	W	7-2	H
4-13-11	W (5)	10-2	A
4-11-12	W	3-0	H
4-25-12	L	1-2	A
4-3-13	W	4-3	A
4-24-13	W	6-0	H
4-2-14	W	5-2	H
4-21-15	W (5)	11-1	H
4-25-17	W	5-4	A
3-21-18	W	6-2	H
4-9-19	L (5)	1-9	A
3-29-22	W (5)	15-0	H

DAYTON (1-0)

H: 0-0, A: 0-0, N: 1-0

2-7-09	W (5)	10-0	N
--------	-------	------	---

DELAWARE STATE (1-0)

H: 0-0, A: 0-0, N: 1-0

3-4-07	W	2-1	N
--------	---	-----	---

DePAUL (5-7)

H: 0-0, A: 0-0, N: 5-7

4-12-92	L	2-5	N
3-24-94	L	1-5	N
2-26-99	L	1-4	N
2-24-01	L	1-3	N
3-13-03	L	2-7	N
2-13-04	W (6)	10-2	N
3-18-05	L	0-2	N
2-9-07	W	5-1	N
3-3-07	L	0-2	N
3-14-15	W (5)	13-2	N
3-20-16	W	7-5	N
3-18-18	W	1-0	N

DRAKE (36-9)

H: 22-3, A: 8-6, N: 6-0

4-8-78	W (8)	10-9	H
4-12-79	L	1-2	A
4-12-79	W	4-1	A
4-7-80	W	2-1	H
4-7-80	W	8-4	H
4-23-80	W	8-0	A
4-23-80	L	1-5	A
4-21-81	L (10)	4-5	A
4-21-81	W	9-0	A
4-9-86	W	2-0	H
4-9-86	W	4-0	H
4-25-91	W	3-0	A
4-25-91	W	3-1	A
4-1-92	W	1-0	H
4-1-92	W	7-1	H
4-7-94	W	7-2	A
4-7-94	L (8)	1-2	A
4-20-94	W	8-3	H
4-20-94	W	6-5	H
4-15-95	W	6-1	N
4-16-95	W	5-1	N
4-25-95	W	6-4	H
4-25-95	W (4)	12-0	H
4-23-98	L	1-3	A
4-23-98	L	2-3	A
4-25-00	W (8)	5-4	H
4-25-00	W	2-0	H
3-10-01	W	1-0	N
3-18-01	W	3-1	A
3-18-01	W	8-0	A
3-25-03	W	7-1	H
3-25-03	W (5)	10-0	H
4-13-06	W	7-1	H
3-27-07	W (8)	4-3	H
3-27-07	W (6)	3-0	H
3-25-09	W	5-2	H
3-25-09	W	7-4	H
3-30-10	L (8)	2-4	H
3-30-10	W	5-0	H
2-16-13	W	2-0	N
4-28-15	W	7-2	H
2-13-16	W (5)	11-2	N
3-26-19	L	1-7	H
3-26-19	L (5)	0-14	H
2-12-22	W (6)	10-1	N

EASTERN ARIZONA (1-0)

H: 0-0, A: 0-0, N: 1-0

3-10-83	W	4-3	N
---------	---	-----	---

EASTERN ILLINOIS (3-0)

H: 2-0, A: 0-0, N: 1-0

4-2-88	W	2-1	H
4-2-88	W	4-2	H
3-17-89	W	7-0	N

EMPORIA STATE (3-5)

H: 3-2, A: 0-2, N: 0-1

5-2-78	W	5-3	H
5-2-78	W	9-5	H
4-8-79	W (5)	12-2	H
4-11-79	L	2-4	N
4-13-80	L	0-1	H
4-13-80	L	0-2	H
4-4-81	L	0-3	A
4-4-81	L	0-1	A

FLORIDA A&M (4-0)

H: 0-0, A: 0-0, N: 4-0

3-18-89	W (6)	10-0	N
---------	-------	------	---

3-9-02	W	6-0	N
3-13-04	W (5)	8-0	N
3-11-06	W	3-0	N

FLORIDA ATLANTIC (3-0)

H: 0-0, A: 0-0, N: 3-0

5-22-99	W (8)	4-2	N
3-16-01	W	2-1	N
2-24-06	W	5-0	N

FLORIDA (1-4)

H: 0-0, A: 0-0, N: 1-4

2-21-04	L	1-3	N
3-12-11	W	1-0	N
6-1-13	L (15)	8-9	N
2-26-16	L (5)	0-8	N
2-23-20	L	3-6	N

FLORIDA STATE (11-10)

H: 4-0, A: 1-5, N: 6-5

4-15-88	W	3-0	H
4-16-88	W	5-0	H
4-14-89	W	1-0	H
4-16-89	W	4-2	H
3-18-90	L	1-2	A
5-19-95	W	6-1	N
5-20-95	L	2-6	N
2-14-97	L (9)	1-2	N
2-13-99	W	4-1	N

ALL-TIME SERIES RECORDS

FURMAN (2-0)

H: 0-0, A: 0-0, N: 2-0
 3-18-89 W 1-0 N
 3-16-90 W 1-0 N

GEORGETOWN (1-0)

H: 0-0, A: 0-0, N: 1-0
 3-13-16 W (5) 12-4 N

GEORGIA (1-2)

H: 0-1, A: 0-0, N: 1-1
 2-25-05 L 1-4 N
 2-25-07 W 2-1 N
 5-18-07 L 2-3 H

GEORGIA TECH (5-5)

H: 0-0, A: 3-1, N: 2-4
 2-27-04 L 0-1 N
 2-26-05 W (5) 9-1 N
 2-26-10 W 2-0 N
 2-12-12 L 5-6 N
 2-13-15 L (5) 2-11 N
 2-14-15 L (5) 2-10 N
 2-16-18 W 2-1 A
 2-17-18 W 7-3 A
 2-14-20 W 4-2 A
 2-15-20 L 1-7 A

GRAND CANYON (1-0)

H: 0-0, A: 0-0, N: 1-0
 3-21-79 W 4-1 N

GRAND VALLEY (1-0)

H: 0-0, A: 0-0, N: 1-0
 3-21-79 W 3-2 N

GRANDVIEW (4-0)

H: 2-0, A: 2-0, N: 0-0
 4-12-84 W 4-0 H
 4-12-84 W (5) 10-0 H
 4-26-84 W 2-0 A
 4-26-84 W (4) 5-0 A

GREEN BAY (5-0)

H: 2-0, A: 0-0, N: 3-0
 4-3-90 W 3-1 H
 4-3-90 W (6) 9-1 H
 3-13-99 W (6) 10-2 N
 2-14-16 W (5) 8-0 N
 3-9-18 W 1-0 N

HARVARD (2-0)

H: 0-0, A: 0-0, N:
 2-0
 3-22-96 W (5) 8-0 N
 3-19-98 W (5) 10-1 N

HAWAII (4-4)

H: 0-0, A: 0-4, N: 4-0
 2-16-89 W (8) 7-4 N
 3-25-95 W 5-3 N
 2-14-98 L 0-6 A
 2-15-98 L (8) 6-7 A
 3-21-98 W 3-1 N
 2-8-07 L 3-4 A
 2-11-07 L 5-6 A
 2-25-11 W 3-0 N

HOFSTRA (2-1)

H: 1-1, A: 0-0, N: 1-0
 3-3-00 W 1-0 N
 5-15-03 L 1-3 H
 5-17-03 W 6-0 H

HOUSTON (4-2)

H: 0-0, A: 3-2, N: 1-0
 2-20-04 W 2-0 A
 3-5-05 L (8) 3-4 A
 3-6-05 L 2-6 A
 2-2-12 W 2-0 N
 2-14-14 W 4-1 A
 2-11-23 W 7-0 A

IDAHO STATE (4-0)

H: 0-0, A: 0-0, N: 4-0
 2-15-08 W 5-3 N
 2-10-12 W (5) 12-4 N
 2-28-19 W (9) 10-4 N
 3-1-19 W 5-0 N

ILLINOIS (19-12)

H: 10-4, A: 8-7, N: 1-1
 2-24-06 W (5) 21-1 N
 4-6-12 W (6) 11-0 H
 4-6-12 W 5-1 H
 4-7-12 W 7-1 H
 3-30-13 W 6-2 A
 3-30-13 L 4-5 A
 3-31-13 W 7-1 A
 4-5-14 L 4-11 A
 4-5-14 W 9-4 A
 4-6-14 W (5) 12-3 A
 5-1-15 W (5) 8-0 H
 5-2-15 L 10-12 H
 5-3-15 W (5) 9-1 H
 3-25-16 W (5) 10-2 A
 3-26-16 L 3-8 A
 3-26-16 L (6) 2-10 A
 4-21-17 L 0-1 H
 4-22-17 L 3-5 H
 4-23-17 W (5) 14-0 H
 5-4-18 L 4-5 A
 5-5-18 L 2-6 A
 5-6-18 W 6-3 A
 3-29-19 W 3-2 H
 3-30-19 L (8) 8-11 H
 3-31-19 W 5-4 H
 5-9-19 L 4-6 N
 4-9-21 L 0-4 H
 4-10-21 W 5-4 H
 4-10-21 W 10-6 H
 4-11-21 W 8-6 H
 5-10-23 W 1-0 A

ILLINOIS-CHICAGO (4-1)

H: 0-0, A: 0-0, N: 4-1
 2-22-02 L 2-5 N
 5-16-02 W 1-0 N
 2-8-13 W (6) 14-5 N
 2-9-13 W (5) 13-4 N
 2-10-13 W (8) 4-3 N

ILLINOIS STATE (7-3)

H: 0-0, A: 0-0, N: 7-3
 3-14-85 W 7-0 N
 3-25-88 L 1-2 N
 4-23-88 W 1-0 N
 3-8-92 W (9) 8-2 N
 3-16-96 W 3-2 N
 3-17-96 L 2-9 N
 3-17-96 W 9-2 N
 2-13-97 L 5-6 N
 5-18-00 W (5) 8-0 N
 5-20-06 W 3-1 N

INDIANA (14-9)

H: 5-1, A: 5-4, N: 4-4
 3-15-83 L 0-3 N
 3-21-86 L 0-4 N
 3-19-87 W 7-0 N
 3-19-88 W 3-0 N
 2-22-04 W (8) 5-4 N
 3-11-06 L 1-2 N
 5-5-12 L 2-4 A
 5-5-12 L 2-6 A
 5-6-12 L 2-4 A
 5-2-14 W 3-1 H
 5-3-14 W 3-0 H
 5-4-14 W 8-3 H
 4-6-18 W 5-0 A
 4-7-18 L (8) 3-4 A
 4-8-18 W 2-1 A
 2-26-21 L 1-3 N
 2-26-21 W 4-2 N
 5-6-22 L 0-5 H
 5-7-22 W 7-2 H
 5-8-22 W (8) 5-4 H
 4-14-23 W 8-6 A
 4-14-23 W (5) 12-2 A
 4-15-23 W 4-2 A

INDIANA STATE (1-0)

H: 0-0, A: 0-0, N: 1-0
 4-24-88 W (12) 1-0 N

IOWA (25-19)

H: 8-2, A: 10-9, N: 3-4
 4-6-79 W 4-1 H
 5-9-81 W (9) 1-0 N
 3-24-82 L 0-1 A
 4-14-90 W 3-1 A
 4-15-90 L 0-1 A
 3-22-91 L 0-4 N
 3-23-93 L 0-5 N
 3-22-97 L (5) 1-15 N
 3-22-98 W 2-1 N
 5-16-98 W 1-0 H
 3-19-99 L 0-1 N
 5-17-02 W 3-0 A
 5-17-03 L 1-2 H
 5-20-05 W 4-0 H
 5-21-05 L 0-1 H
 5-19-06 W (10) 1-0 A
 4-14-12 W 7-4 A
 4-14-12 L 6-7 A
 4-15-12 L 4-6 A
 4-5-13 L 2-6 A
 4-6-13 W (5) 11-1 A
 4-7-13 W 3-2 A
 4-11-14 W 5-2 H
 4-11-14 W (6) 9-1 H
 4-12-14 W (5) 18-0 H
 3-25-15 W (6) 12-2 A
 3-25-15 W 16-7 A
 5-9-15 W 9-6 N
 4-6-16 W 6-5 H
 4-6-16 W 3-1 H
 4-12-17 L 3-4 A
 4-12-17 L 2-5 A
 4-10-18 L 1-2 H
 4-10-18 W 3-0 H
 4-24-19 W 7-5 A
 4-24-19 L 1-3 A
 5-7-21 L 0-1 A
 5-8-21 W 4-0 A
 5-9-21 L 1-6 A
 5-9-21 L 1-4 A

4-12-22 W (5) 14-1 H
 4-12-22 W (5) 8-3 H
 3-27-23 L 2-4 A
 3-27-23 W 9-3 A

IOWA STATE (70-20)

H: 33-6, A: 22-8, N: 15-6
 4-14-78 L 4-9 N
 4-22-78 W 4-2 N
 4-8-79 L 0-3 H
 4-13-80 W 2-1 H
 4-22-80 L 1-4 A
 4-22-80 W 4-1 A
 4-11-81 W 2-0 H
 4-25-81 W (18) 6-2 N
 5-9-81 L 0-3 N
 4-23-82 W 9-0 N
 4-29-83 L 0-3 N
 4-7-84 W 1-0 H
 4-8-84 W 4-0 H
 4-20-85 W 4-3 A
 4-21-85 W 4-0 A
 4-19-86 W 1-0 H
 4-20-86 W 2-1 H
 5-2-86 W 9-3 N
 5-3-86 W (8) 2-1 N
 3-6-87 W 1-0 N
 4-18-87 W 10-2 H
 4-18-87 W 2-0 H
 3-19-88 L (10) 0-1 N
 4-22-88 W 4-0 A
 4-22-88 W 6-1 A
 5-6-88 W (10) 1-0 N
 5-22-88 W 5-2 H
 4-22-89 W 3-1 N
 4-23-89 W 2-1 N
 4-28-90 W 4-1 H
 4-29-90 W 2-0 H
 4-21-91 W (5) 9-1 A
 5-3-91 W 2-0 N
 4-25-92 W 5-4 A
 4-26-92 W 3-2 A
 5-1-92 L 1-2 N
 4-24-93 L 0-5 H
 4-24-93 L 2-6 H
 4-25-93 W (11) 10-9 H
 4-25-93 W 4-3 H
 4-23-94 L 2-8 A
 4-23-94 W (8) 3-2 A
 4-24-94 L 1-5 A
 4-24-94 L 1-3 A
 2-17-95 W (5) 12-0 N
 4-22-95 W 9-2 H
 4-22-95 W 4-2 H
 4-23-95 W 8-3 H
 4-23-95 L 5-6 H
 4-3-96 W (10) 9-7 H
 5-4-96 W 10-5 A
 5-4-96 W 3-2 A
 5-10-96 W 2-1 N
 4-24-97 W (6) 11-3 A
 4-24-97 W 8-4 A
 4-4-98 W 4-3 H
 4-4-98 W 7-2 H
 5-1-98 W 1-0 N
 4-25-99 L 3-6 A
 5-9-99 W 5-2 A
 4-18-00 W 6-0 H
 5-7-00 W 6-0 A
 5-11-00 W 5-1 N
 4-19-01 W 3-1 A
 5-6-01 W 7-0 H

4-9-02 W 2-0 H
 4-17-02 W 8-3 A
 4-2-03 W 3-0 A
 4-23-03 W 6-1 H
 4-7-04 W 6-0 H
 4-13-05 W 2-0 H
 4-27-05 W (8) 11-5 A
 5-11-05 W 6-0 N
 4-18-06 L 5-6 A
 4-20-06 W (6) 8-0 H
 4-17-07 W 6-0 H
 4-19-07 W 3-1 A
 4-15-08 L (6) 4-13 A
 4-29-08 W 6-4 H
 4-14-09 W (5) 10-0 A
 4-16-09 L 3-4 H
 4-15-10 L 5-9 A
 4-20-10 L 3-6 H
 5-10-11 W 8-7 H
 5-12-11 W (6) 10-1 A
 3-19-14 W 10-3 H
 4-5-17 W 5-3 H
 4-5-17 W 2-1 H
 2-12-22 L 3-7 N
 3-21-23 W 3-1 H

IUPUI (2-1)

H: 0-0, A: 0-0, N: 2-1
 3-16-02 W 11-0 N
 3-3-17 L (6) 1-9 N
 3-14-17 W 6-1 N

JACKSON STATE (11-0)

H: 0-0, A: 0-0, N: 1-0
 3-14-14 W (5) 8-0 N

JACKSONVILLE STATE (1-1)

H: 0-0, A: 0-0, N: 1-1
 5-15-09 W (9) 4-2 N
 5-17-09 L 1-4 N

JAMES MADISON (1-1)

H: 0-0, A: 0-0, N: 1-1
 3-11-16 W 8-4 N
 3-12-16 L 0-7 N

KANSAS (57-60)

H: 16-19, A: 23-24, N: 18-17
 4-15-77 L (10) 1-2 A
 5-13-77 L 0-8 N
 4-19-79 L 1-3 A
 4-19-79 W 12-1 A
 5-10-79 L 0-9 A
 4-18-80 L 3-4 N
 4-24-80 L 4-6 A
 5-3-80 L 4-6 H
 5-3-80 W 5-1 H
 4-17-81 L 0-3 A
 4-25-81 L 2-5 N
 5-8-81 L 0-8 A
 3-26-82 L 0-5 A
 3-12-83 L 2-4 N
 4-28-83 L 0-3 N
 4-14-84 L 1-2 H
 4-15-84 W 9-1 H
 4-6-85 L 0-1 A
 4-7-85 W (9) 4-2 N
 5-4-85 W 3-0 N
 5-5-85 W 4-2 N
 3-8-86 L 1-6 N
 3-23-86 W 9-0 N
 4-19-86 L 0-3 H

ALL-TIME SERIES RECORDS

4-20-86 L (10) 0-1 H
 5-3-86 L (6) 0-7 N
 5-4-86 W 3-2 N
 5-4-86 W 3-2 N
 4-25-87 W (10) 3-2 A
 4-26-87 W 3-0 A
 5-3-87 W 3-1 N
 4-15-88 L 0-2 H
 4-16-88 W 5-2 H
 4-30-88 W (6) 10-3 N
 5-1-88 W 4-0 N
 4-15-89 W 3-0 H
 4-28-89 L 1-4 H
 4-28-89 L 0-5 H
 4-7-90 W 6-1 A
 4-7-90 L 0-3 A
 5-5-90 L 0-2 N
 4-27-91 L 0-4 H
 4-28-91 W 1-0 H
 5-4-91 L 3-5 N
 4-4-92 L 2-3 N
 4-5-92 L 1-2 N
 5-1-92 L 0-2 N
 3-7-93 L 1-4 N
 4-17-93 L (6) 0-5 A
 4-18-93 L 0-7 A
 4-18-93 L 3-4 A
 4-18-93 L (5) 0-7 A
 4-2-94 L (6) 3-11 H
 4-2-94 L (5) 0-10 H
 4-3-94 L 0-3 H
 4-3-94 L 3-4 H
 2-19-95 W 7-1 N
 4-8-95 L 2-3 A
 4-8-95 W 6-0 A
 4-9-95 L 5-6 A
 4-9-95 W (5) 11-3 A
 4-6-96 L 2-3 H
 4-6-96 W 15-11 H
 4-7-96 W (9) 6-4 H
 3-15-97 W 3-0 N
 3-23-97 L (10) 4-5 N
 4-20-97 W 2-1 A
 4-20-97 W 5-1 A
 4-19-98 W 5-0 H
 4-19-98 W 8-2 H
 5-1-99 L 0-1 A
 5-1-99 W 6-3 A
 5-13-99 W 1-0 N
 5-14-99 W (8) 6-5 N
 5-5-00 W (5) 10-0 H
 5-5-00 W 4-1 H
 5-5-01 L 4-6 A
 5-5-01 W 1-0 A
 5-11-01 W 3-0 N
 3-16-02 W 6-3 N
 4-24-02 W 9-4 H
 4-24-02 L 2-3 H
 5-3-02 W 7-5 N
 4-10-03 W (5) 8-0 H
 4-25-03 L 0-1 A
 3-6-04 L 0-3 A
 3-7-04 W 1-0 A
 3-31-04 W 3-0 A
 4-28-04 L 0-3 H
 3-30-05 W 7-3 A
 4-20-05 L 0-2 H
 3-4-06 L 0-4 N
 4-4-06 W 2-0 A
 4-26-06 W 1-0 H
 5-12-06 L 0-2 N
 4-4-07 W 3-0 A

4-26-07 L 3-5 H
 4-30-08 W 5-4 H
 4-30-08 L (8) 3-6 H
 5-9-08 W 4-3 N
 4-8-09 W 4-0 A
 4-8-09 L 1-2 A
 4-14-10 W 2-0 A
 4-22-10 W 8-5 H
 4-2-11 W 4-0 A
 4-3-11 W 7-1 A
 3-15-14 W 1-0 A
 5-16-14 L 1-3 N
 5-17-14 W 2-1 N
 4-19-17 L (8) 3-5 H
 3-10-18 W 5-1 A
 3-16-19 L 0-2 A
 3-17-19 L 0-1 A
 2-27-22 L (6) 5-13 A
 2-27-22 W 6-4 A
 2-28-22 W 5-3 A
 3-18-23 L 4-6 A

KANSAS CITY (16-0)

H: 10-0, A: 2-0, N: 4-0
 4-11-92 W (5) 10-2 N
 4-14-94 W (6) 11-3 H
 4-14-94 W (4) 9-2 H
 4-10-95 W (5) 8-0 A
 4-10-95 W (5) 10-2 A
 4-11-96 W (6) 8-0 H
 4-11-96 W (5) 23-0 H
 4-11-00 W (5) 9-1 H
 4-11-00 W 4-0 H
 3-9-01 W 3-1 N
 4-3-02 W 1-0 H
 4-3-02 W (5) 8-0 H
 3-18-03 W (5) 9-0 H
 3-18-03 W (5) 8-0 H
 3-12-05 W (5) 11-1 N
 3-18-23 W (5) 12-2 N

KANSAS STATE (21-10)

H: 5-3, A: 9-2, N: 7-5
 4-1-77 L 11-12 A
 4-16-77 L 0-7 N
 4-10-78 W (8) 5-3 A
 4-10-78 W 6-1 A
 4-20-78 L 5-6 H
 4-20-78 W 2-1 H
 4-21-79 L 10-11 N
 4-23-79 W (13) 7-6 H
 4-23-79 W 8-2 H
 4-4-80 W 7-0 N
 4-26-80 L 4-6 A
 4-26-80 W 3-0 A
 5-4-80 L 0-1 H
 5-4-80 W 2-1 H
 4-16-81 W 6-2 A
 4-16-81 W (10) 2-1 A
 5-3-81 W 4-3 H
 5-3-81 L 1-2 H
 3-27-82 W (11) 4-3 N
 4-17-82 L 0-2 N
 5-1-82 W 1-0 A
 3-18-83 L 2-4 N
 4-15-83 W 3-1 N
 4-29-83 L 0-7 N
 5-3-84 W 4-0 N
 4-6-85 W (5) 8-0 N
 4-7-85 W 1-0 A
 3-23-86 W 5-0 N
 4-5-86 W (5) 8-0 A

4-6-86 W (5) 8-0 A
 5-2-86 W 2-0 N

KENT STATE (3-0)

H: 0-0, A: 0-0, N: 3-0
 3-10-00 W 8-2 N
 2-15-02 W 5-2 N
 3-12-06 W 1-0 N

LAMAR (5-1)

H: 0-0, A: 0-0, N: 5-1
 3-4-17 W 8-6 N
 3-5-17 L 9-10 N
 2-8-19 W (5) 14-2 N
 2-9-19 W 6-4 N
 2-10-23 W (5) 8-0 N
 2-11-23 W 7-0 N

LA SALLE (1-0)

H: 0-0, A: 0-0, N: 1-0
 3-12-11 W (5) 9-0 N

LEHIGH (2-0)

H: 0-0, A: 0-0, N: 2-0
 5-20-04 W 6-0 H
 3-7-20 W (8) 3-2 N

LONG BEACH STATE (1-2)

H: 0-0, A: 1-0, N: 0-2
 3-5-90 L 0-8 N
 3-25-94 L (6) 0-7 N
 3-13-22 W 9-0 A

LONG ISLAND (3-0)

H: 0-0, A: 0-0, N: 3-0
 2-23-01 W 8-3 N
 3-14-02 W 8-3 N
 2-27-11 W (6) 6-1 N

LOUISIANA-MONROE (6-2)

H: 0-0, A: 0-0, N: 6-2
 3-6-87 W 2-0 N
 3-3-90 W 7-0 N
 3-7-92 L 0-1 N
 3-5-93 W 5-1 N
 3-4-94 W (5) 10-0 N
 2-18-95 W 4-2 N
 3-4-95 L 2-6 N
 3-1-96 W 6-2 N

LOUISIANA-LAFAYETTE (4-5)

H: 0-0, A: 0-1, N: 4-2
 3-15-91 L 1-3 N
 5-18-96 L (8) 4-9 A
 3-26-97 L 2-9 A
 3-26-97 L 1-7 A
 3-12-98 W (6) 13-5 N
 3-13-98 W (9) 2-1 N
 3-3-00 L 6-7 N
 2-29-08 W 3-1 N
 3-12-09 W 2-0 N

LSU (2-3)

H: 0-0, A: 0-1, N: 4-2
 3-20-82 W (18) 1-0 N
 2-15-02 L 2-4 N
 2-22-02 W (8) 1-0 N
 2-21-15 L (5) 2-10 N
 5-16-15 L (10) 2-3 A

LOUISIANA TECH (3-4)

H: 0-0, A: 0-0, N: 3-4
 3-21-82 L 1-5 N
 3-17-83 L 1-2 N
 3-20-87 W 2-0 N
 3-4-90 L 0-3 N
 3-8-92 L 0-1 N
 4-3-93 W (8) 4-2 N
 4-4-93 W 4-1 N

LOUISVILLE (4-2)

H: 0-0, A: 0-1, N: 4-1
 3-16-00 L 0-3 N
 3-19-00 W 2-0 N
 2-23-08 L 3-5 A
 2-20-16 W 4-3 N
 2-21-16 W 3-0 N
 5-19-16 W 3-2 N

LOYOLA-CHICAGO (3-0)

H: 0-0, A: 0-0, N: 3-0
 2-19-05 W 7-3 N
 3-10-12 W (5) 8-0 N
 3-10-12 W 4-2 N

LUTHER COLLEGE (0-1)

H: 0-0, A: 0-0, N: 0-1
 4-22-78 L 1-9 N

MANHATTAN (1-0)

H: 0-0, A: 0-0, N: 1-0
 2-21-04 W (5) 19-0 N

MANKATO STATE (4-0)

H: 4-0, A: 0-0, N: 0-0
 4-5-79 W 11-3 H
 4-9-81 W 3-1 H
 4-10-82 W 4-1 H
 4-10-82 W 7-0 H

MARYLAND (14-2)

H: 3-0, A: 2-1, N: 3-0
 2-12-99 W 3-1 N
 2-11-11 W 6-4 N
 2-22-13 W 8-1 N
 4-1-16 L 4-7 A
 4-2-16 W (6) 14-2 A
 4-3-16 W (5) 26-4 A
 4-26-19 W (5) 11-2 H
 4-27-19 W (5) 14-0 H
 4-28-19 W (6) 9-1 H
 4-30-21 W 2-1 H
 4-30-21 W 4-3 H
 5-1-21 W 8-4 H
 5-2-21 W (5) 8-0 H
 4-7-23 W 3-0 A
 4-8-23 L 0-2 A
 4-9-23 W 4-0 A

MASSACHUSETTS (2-2)

H: 0-0, A: 0-0, N: 2-2
 2-28-99 L 0-4 N
 2-8-03 W (8) 4-2 N
 2-26-05 W 3-1 N
 2-27-09 L 0-3 N

MEMPHIS (0-1)

H: 0-0, A: 0-0, N: 0-1
 2-16-08 L 3-7 N

MESA COLLEGE (1-0)

H: 0-0, A: 0-0, N: 1-0
 3-8-84 W 4-1 N

METRO STATE (1-0)

H: 0-0, A: 0-0, N: 1-0
 3-5-87 W (5) 10-2 N

MIAMI (OHIO) (2-2)

H: 0-0, A: 0-0, N: 2-2
 3-16-90 L 1-3 N
 4-14-90 L 2-5 N
 3-17-02 W 9-1 N
 3-8-03 W 4-2 N

MICHIGAN (15-17)

H: 4-5, A: 2-3, N: 9-9
 3-30-84 W 1-0 N
 3-2-89 L 5-6 N
 3-23-91 L 0-7 N
 3-28-92 L 0-3 N
 3-26-93 W 3-1 N
 3-1-96 W 9-5 N
 2-28-97 L 0-2 N
 3-2-97 L 0-4 N
 2-28-98 W 3-2 N
 3-17-01 W 5-0 N
 5-25-02 W 1-0 N
 2-14-04 W 5-4 N
 2-27-04 L (8) 1-5 N
 4-26-13 W 6-1 H
 4-27-13 L 3-5 H
 4-28-13 W 7-4 H
 5-9-15 L 1-6 N
 4-8-16 W 1-0 H
 4-9-16 L 1-4 H
 4-10-16 L 6-8 H
 3-23-19 L (6) 0-8 A
 3-23-19 L 2-7 A
 3-24-19 L (5) 0-12 A
 3-11-21 L (8) 1-2 N
 3-11-21 L 0-2 N
 3-12-21 W (8) 5-4 N
 3-25-22 W 3-2 A
 3-25-22 W 7-4 A
 5-14-22 W (8) 3-1 N
 3-30-23 L (5) 1-10 H
 3-31-23 W (5) 8-0 H
 4-1-23 L 2-4 H

MICHIGAN STATE (16-3)

H: 7-1, A: 6-0, N: 3-2
 3-3-94 W 5-2 N
 3-20-97 W (9) 4-3 N
 4-28-12 W 5-3 H
 4-28-12 W 3-0 H
 4-25-14 W 2-0 A
 4-26-14 W 6-0 A
 4-27-14 W (6) 8-0 A
 3-20-15 W 15-10 H
 3-21-15 W (5) 14-6 H
 3-22-15 W 7-5 H
 3-23-18 W 9-6 H
 3-24-18 W 12-6 H
 3-25-18 L (5) 1-9 H
 5-10-18 L 3-4 N
 2-27-21 W 7-1 N
 2-27-21 L (8) 3-6 N
 4-9-22 W 6-0 A
 4-10-22 W (9) 7-5 A
 4-10-22 W 5-4 A

MIDDLE TENNESSEE (1-0)

H: 0-0, A: 0-0, N: 1-0
 3-18-00 W 8-0 N

ALL-TIME SERIES RECORDS

MINNESOTA (22-26)

H: 8-12, A: 3-10, N: 11-4

3-21-79	L	0-7	N
3-23-79	L (5)	2-4	N
4-10-81	L	1-2	H
4-12-81	W	1-0	H
3-5-86	W	6-2	N
3-5-86	W	6-0	N
3-6-86	L	6-7	N
3-24-90	W	1-0	N
2-9-91	W	3-0	A
3-7-92	L	1-4	N
2-19-95	W (5)	8-0	N
5-17-96	W	5-0	N
2-28-98	W	3-2	N
3-9-01	W	3-0	N
3-8-02	W	4-0	N
3-10-02	W	4-0	N
3-9-07	W	3-2	N
3-10-07	W	4-2	N
3-31-12	L	7-13	A
3-31-12	L	5-8	A
4-1-12	W (8)	5-4	A
4-16-13	W	3-2	H
4-16-13	W	4-0	H
5-11-13	L	0-1	H
3-21-14	L	2-7	H
3-23-14	L	4-13	H
3-23-14	W	3-2	H
3-27-15	L	7-8	H
2-28-15	L	3-8	H
3-29-15	W	5-3	H
4-22-16	L	0-6	A
4-23-16	L	10-11	A
3-24-17	L (5)	0-16	H
3-25-17	L	4-5	H
3-26-17	L	1-8	H
4-20-18	L (5)	1-10	A
4-21-18	L	0-6	A
4-22-18	L	1-5	A
4-19-19	L	0-3	H
4-20-19	L	3-8	H
4-21-19	L	3-9	H
4-16-21	L	7-8	A
4-17-21	L	0-2	A
4-17-21	L (6)	0-9	A
4-18-21	W	6-4	A
4-15-22	W	7-0	H
4-16-22	W (5)	11-0	H
4-17-22	W	11-8	H

MINNESOTA-DULUTH (1-0)

H: 0-0, A: 0-0, N: 1-0

2-10-91	W	8-2	N
---------	---	-----	---

MISSISSIPPI (0-1)

H: 0-0, A: 0-0, N: 1-0

2-23-08	L	0-2	N
---------	---	-----	---

MISSISSIPPI STATE (3-0)

H: 1-0, A: 0-0, N: 2-0

2-7-03	W	7-5	N
5-16-03	W (6)	8-0	H
2-24-07	W (9)	7-6	N

MISSOURI (57-38)

H: 23-9, A: 17-18, N: 17-11

4-13-79	L	0-2	N
4-18-80	L	0-8	A
4-24-81	W	1-0	N
4-17-82	W	1-0	A
4-24-82	W (14)	1-0	N
4-24-82	W (8)	3-1	N

5-9-82	L	2-3	N
5-13-82	W (11)	1-0	H
5-13-82	L	0-1	H
5-14-82	W	4-1	H
4-28-83	W	4-3	N
4-14-84	W	5-2	H
4-15-84	W	4-0	H
3-16-85	L	1-3	N
4-13-85	W	5-2	H
4-14-85	W	5-2	H
5-3-85	W	6-1	N
4-11-86	W	8-1	A
4-12-86	W	3-2	A
4-11-87	W	3-0	H
4-25-87	W	2-1	A
4-26-87	W	1-0	A
4-30-88	L	2-3	A
5-1-88	W	3-1	A
4-8-89	W	5-1	N
4-9-89	W	1-0	N
5-5-89	W	4-3	N
5-6-89	L	1-2	N
4-21-90	L	0-2	A
4-22-90	W	4-3	A
2-10-91	W	1-0	N
3-22-91	L	0-1	N
4-21-91	L	0-3	A
5-3-91	L (12)	0-5	N
3-6-92	L	0-4	N
4-25-92	L (5)	0-11	N
4-26-92	L	2-5	N
5-1-92	W	1-0	N
5-1-93	W	2-1	H
5-1-93	L	0-2	H
5-2-93	W	3-1	H
5-2-93	W	4-1	H
4-30-94	L	6-13	A
4-30-94	L	3-8	A
5-1-94	L	0-2	A
5-1-94	L	0-2	A
4-29-95	W (5)	11-1	H
4-29-95	L	3-8	H
4-30-95	W	2-1	H
4-30-95	W (6)	9-1	H
5-11-96	W	7-0	N
2-28-97	W	3-0	N
4-19-97	L	0-2	A
4-19-97	W	9-1	A
4-18-98	W (12)	8-7	H
4-18-98	W	9-2	H
5-2-99	L	0-1	A
5-2-99	L	0-1	A
3-25-00	W	4-3	H
3-26-00	W	2-1	H
3-24-01	W	4-1	A
3-25-01	W	5-1	A
5-9-01	W	9-1	N
4-13-02	W (8)	4-3	H
4-14-02	L	2-4	H
4-26-03	W	11-2	A
4-27-03	L	0-2	A
5-2-03	W	5-0	N
5-8-04	L	3-4	H
5-9-04	L	0-1	H
5-15-04	W	1-0	N
5-7-05	W	2-1	A
5-8-05	L	0-1	A
5-13-05	L	1-5	N
5-6-06	W	3-1	H
5-7-06	W	5-3	H
5-10-06	L	0-3	N
5-5-07	L	0-5	A
5-6-07	W	3-1	A

5-3-08	W	7-3	H
5-4-08	L	4-9	H
5-2-09	W	6-1	A
5-3-09	L	0-5	A
5-8-10	W	5-2	H
5-9-10	L	0-5	H
4-22-11	W	3-2	H
4-23-11	L	1-4	H
2-25-12	W	6-4	N
5-18-14	W	11-4	A
5-18-14	W	8-1	A
5-20-16	L (6)	0-8	A
5-21-16	L (5)	0-9	A
2-25-17	W	4-1	N
2-29-20	L	1-7	A
3-1-20	W (5)	10-2	A

MISSOURI-ST. LOUIS (2-0)

H: 0-0, A: 0-0, N: 2-0

3-21-79	W	4-1	N
4-17-82	W	4-1	N

MISSOURI STATE (11-6)

H: 1-0, A: 0-2, N: 10-4

3-25-78	L (5)	1-12	N
4-24-80	L	1-4	A
3-19-81	W	3-2	N
3-27-81	W	4-3	N
4-17-81	L	1-2	N
4-16-82	W	1-0	N
4-15-83	L	1-2	N
4-6-91	W (6)	7-0	N
4-17-92	L	4-5	N
4-18-92	W	7-2	N
4-3-93	L	3-5	A
3-16-97	W	3-1	N
3-7-98	W	4-3	N
3-20-98	W	4-1	N
4-1-02	W (5)	11-0	H
3-11-23	W (5)	10-2	N
3-12-23	W	7-2	N

MISSOURI WESTERN (4-0)

H: 2-0, A: 2-0, N: 2-0

4-17-80	W	5-0	A
4-17-80	W	2-1	A
3-1-06	W	3-1	H
3-1-06	W (6)	9-1	H

MONTANA (1-0)

H: 0-0, A: 0-0, N: 1-0

2-7-15	W (6)	13-4	N
--------	-------	------	---

NEBRASKA WESLEYAN (1-0)

H: 1-0, A: 0-0, N: 0-0

4-27-79	W	7-0	H
---------	---	-----	---

NEBRASKA-KEARNEY (27-1)

H: 17-1, A: 8-0, N: 2-0

4-7-77	W	2-1	H
4-7-77	W	3-2	H
4-29-77	W (6)	12-2	N
4-30-77	W (8)	6-5	N
4-3-78	W	6-4	H
4-3-78	W	9-2	H
4-27-78	W	8-0	A
4-27-78	W	3-0	A
4-27-79	W	5-3	H
4-29-79	W	2-1	H
4-15-80	W	5-0	A
4-15-80	W	9-5	A
4-29-80	W	3-1	H
4-29-80	W	6-0	H

4-7-81	W (9)	5-4	H
4-7-81	L	1-3	H
4-28-81	W (9)	7-6	A
4-28-81	W	4-3	A
4-18-84	W	7-4	A
4-18-84	W	5-1	A
4-24-85	W	1-0	H
4-24-85	W	8-0	H
4-22-86	W	15-0	H
4-22-86	W	12-0	H
4-28-87	W (5)	10-2	H
4-28-87	W (5)	13-0	H
4-25-89	W	6-0	H
4-25-89	W	2-0	H

NEVADA (1-1)

H: 0-0, A: 0-0, N: 1-1

2-12-06	W	3-0	N
2-26-11	L	1-5	N

NEW MEXICO (10-9)

H: 0-0, A: 0-1, N: 10-8

3-29-79	L	1-6	N
3-27-81	L	2-3	N
3-13-83	L	1-4	N
3-17-83	L	0-2	N
3-9-84	L	0-1	N
3-10-84	W (8)	2-1	N
3-3-88	L	1-3	N
3-25-88	W	2-0	N
3-3-89	L (5)	0-10	A
3-26-92	L	2-3	N
2-16-96	W	5-2	N
2-25-01	W	3-0	N
2-23-02	W	6-0	N
2-18-05	W	3-0	N
3-14-09	W	3-0	N
2-10-13	W (5)	11-0	N
3-19-16	L	3-6	N
2-24-23	W (5)	15-0	N
2-25-23	W	1-0	N

NEW MEXICO HIGHLANDS (1-0)

H: 0-0, A: 0-0, N: 1-0

3-7-86	W (6)	8-0	N
--------	-------	-----	---

NEW MEXICO STATE (19-8)

H: 5-1, A: 13-7, N: 1-0

3-12-82	W	4-1	A
3-11-83	W (8)	1-0	A
3-9-84	W (5)	8-0	A
3-3-94	L	2-6	A
3-2-95	L	2-4	A
2-10-02	W	6-0	N
2-20-05	W	4-2	A
2-11-10	L	2-4	A
2-11-10	L	1-2	A
3-18-11	L	3-4	A
3-19-11	W	7-5	A
3-19-11	W (5)	16-1	A
3-20-11	W	6-3	A
2-17-12	W	15-2	A
2-19-12	W (5)	10-2	A
2-8-13	W	5-1	A
3-15-13	W (10)	4-1	H
3-15-13	W (5)	8-0	H
2-8-14	W (5)	11-0	A
2-6-15	L	11-16	A
2-18-17	W (8)	7-6	H
2-18-17	W	9-3	H
2-19-17	W	4-1	H
2-6-20	L	6-11	A

3-8-20	L	1-4	N
2-17-22	W (6)	14-4	A
2-23-23	W	5-0	A

NICHOLLS STATE (4-1)

H: 0-0, A: 0-0, N: 4-1

3-3-88	W	4-2	N
3-3-89	W	5-3	N
3-18-90	W	2-1	N
5-18-96	L	0-2	N
3-2-97	W	8-0	N

NORTH CAROLINA (2-4)

H: 0-0, A: 0-0, N: 2-4

2-22-03	W	4-1	N
3-13-04	W (6)	10-0	N
3-10-06	L	1-3	N
3-1-08	L	3-6	N
5-21-10	L	0-1	N
5-23-10	L (8)	0-1	N

NORTH CAROLINA STATE (3-1)

H: 0-0, A: 3-1, N: 0-0

2-19-16	W	6-1	A
2-20-16	L		

ALL-TIME SERIES RECORDS

NORTHEAST

OKLAHOMA (4-0)

H: 1-0, A: 0-0, N: 4-0
 4-23-77 W 2-0 N
 3-24-78 W 9-3 N
 3-23-79 W 12-3 N
 3-20-81 W 6-1 N

NORTHERN ARIZONA (2-0)

H: 0-0, A: 0-0, N: 2-0
 3-10-83 W 6-1 N
 3-8-84 W 5-1 N

NORTHERN

COLORADO (13-0)

H: 10-0, A: 2-0, N: 1-0
 3-22-82 W 5-0 A
 3-22-82 W 4-1 A
 4-27-04 W (5) 9-1 H
 4-27-04 W 8-2 H
 4-21-05 W 3-2 H
 4-21-05 W 3-2 H
 3-14-06 W (5) 8-0 H
 3-14-06 W 3-1 H
 3-8-08 W (6) 8-0 H
 3-8-08 W (6) 8-0 H
 3-9-08 W 4-0 H
 3-9-08 W (5) 8-0 H
 2-19-22 W (6) 15-3 N

NORTHERN ILLINOIS (3-2)

H: 1-0, A: 0-0, N: 2-2
 4-8-78 W 5-3 H
 3-16-83 W 3-2 N
 4-23-88 L 1-3 N
 3-7-92 L 1-2 N
 3-15-14 W (6) 10-2 N

NORTHERN IOWA (20-5)

H: 12-4, A: 7-0, N: 1-1
 4-7-79 W 5-2 H
 4-12-80 W 5-1 H
 4-27-92 W 5-2 A
 4-27-92 W 4-3 A
 4-13-93 W 6-5 H
 4-13-93 W (9) 10-9 H
 4-5-94 W (5) 8-0 H
 4-5-94 L 0-7 H
 4-16-95 W 3-1 A
 4-17-96 W 8-7 H
 4-17-96 W 7-3 H
 4-23-97 W (8) 6-5 A
 4-23-97 W 6-4 A
 3-5-06 W (5) 11-2 N
 3-30-06 W 4-2 H
 3-31-08 L 1-2 H
 3-31-08 W 6-2 H
 2-8-09 W 2-1 A
 4-22-09 W 7-2 H
 4-22-09 L 3-6 H
 4-27-10 L 3-5 H
 5-17-13 W 4-0 H
 4-9-14 W 4-0 H
 2-12-16 W (8) 7-4 A
 2-11-22 L 1-2 N

NORTHWEST

MISSOURI STATE (10-6)

H: 5-6, A: 4-0, N: 1-0
 4-6-77 W 8-7 H
 4-6-77 L 0-5 H
 4-25-77 L (10) 0-10 H
 4-25-77 L (5) 2-14 H

4-9-79 W (6) 3-0 A
 4-9-79 W 5-1 A
 4-16-79 W 1-0 H
 4-16-79 W 6-4 H
 4-21-79 W 3-1 N
 4-8-81 W 2-0 A
 4-8-81 W 3-0 A
 4-11-81 L 1-3 H
 4-30-81 L 0-4 H
 4-30-81 W 7-0 H
 4-20-83 W (11) 3-2 H
 4-20-83 L 2-3 H

NORTHWEST

OKLAHOMA (1-0)

H: 0-0, A: 0-0, N: 1-0
 3-24-78 W (5) 13-2 N

NORTHWESTERN (21-21)

H: 10-4, A: 7-9, N: 4-8
 3-21-79 W 6-4 N
 5-8-82 W 5-0 N
 3-28-86 W (10) 2-1 N
 3-23-88 L 1-3 N
 2-18-89 W 6-3 N
 3-24-93 L 0-2 N
 3-28-93 L 0-1 N
 3-5-94 L (5) 2-10 N
 3-3-95 L 4-11 N
 2-17-08 L 6-8 N
 2-22-09 L 4-5 N
 3-23-12 W 9-6 H
 3-24-12 W 7-6 H
 3-24-12 W 8-1 H
 3-22-13 W (8) 5-4 H
 3-23-13 W (5) 14-1 H
 3-28-14 L (5) 2-10 A
 3-29-14 W 13-3 A
 3-30-14 W (5) 10-1 A
 4-17-15 W (5) 10-2 H
 4-18-15 W 9-5 H
 4-19-15 L 3-5 H
 4-15-16 W 4-3 A
 4-16-16 W 8-1 A
 4-17-16 W (11) 11-9 A
 4-28-17 W 4-3 H
 4-29-17 W 7-4 H
 4-29-17 W (8) 5-4 H
 3-30-18 W 6-2 A
 3-31-18 L 3-8 A
 4-1-18 L 5-9 A
 4-5-19 L 0-8 H
 4-6-19 L 2-5 H
 4-7-19 L 0-4 H
 5-14-21 L 1-6 A
 5-15-21 L (6) 1-9 A
 5-15-21 W 5-4 A
 5-16-21 L 5-6 A
 4-27-23 L (5) 4-22 A
 4-28-23 L (9) 6-8 A
 4-30-23 L 9-10 A
 5-11-23 L (5) 0-8 N

NORTHWESTERN ST. (1-0)

H: 0-0, A: 0-0, N: 1-0
 2-19-11 W 7-0 N

NOTRE DAME (8-4)

H: 1-2, A: 0-0, N: 7-2
 4-11-92 W 2-0 N
 3-14-99 W 6-0 N
 5-20-99 W 2-0 N
 5-22-99 W (8) 4-3 N

4-23-02 L 2-3 H
 5-19-02 W 5-3 N
 3-13-03 W 10-3 N
 2-14-04 L 4-6 N
 2-29-04 L 0-1 N
 4-12-04 W 1-0 H
 4-13-04 L 0-2 H
 3-3-06 W (8) 5-2 N

OHIO (1-0)

H: 0-0, A: 0-0, N: 1-0
 2-21-10 W 5-1 N

OHIO STATE (16-11)

H: 4-2, A: 6-5, N: 6-4
 3-20-79 L (11) 1-2 N
 3-20-82 W 2-1 N
 3-23-82 L (8) 2-3 A
 3-6-92 L 2-6 N
 3-22-96 W 6-2 N
 2-27-11 W (5) 10-0 N
 4-21-12 W 11-2 A
 4-21-12 W (8) 3-2 A
 4-22-12 L 0-4 A
 4-18-14 W (5) 14-1 H
 4-19-14 W (6) 8-0 H
 4-19-14 W (5) 8-0 H
 5-9-14 L (8) 4-6 N
 4-4-15 W 7-5 A
 4-4-15 W 11-7 A
 4-5-15 L 4-5 A
 5-8-15 W 5-2 A
 3-12-16 W 5-4 N
 2-28-21 L 2-4 N
 2-28-21 W 2-1 N
 4-29-22 L 2-6 A
 4-30-22 L 4-5 A
 4-31-22 W (5) 9-1 A
 5-13-22 W 2-1 N
 5-4-23 L 1-2 H
 5-5-23 W 4-3 H
 5-6-23 L 4-6 H

OKLAHOMA (42-45)

H: 11-9, A: 14-15, N: 17-20
 4-15-77 W 2-1 N
 3-20-79 L 1-6 A
 3-23-79 L 2-8 A
 4-1-80 L 3-4 N
 4-5-80 L 1-3 N
 4-18-80 W 9-1 N
 3-26-81 L 2-3 N
 3-26-82 W 4-0 N
 3-27-82 W 3-1 N
 4-23-82 W 2-0 A
 4-30-83 L (13) 1-2 N
 4-7-84 W 2-0 H
 4-8-84 L 0-1 H
 5-3-84 W 2-0 N
 4-20-85 W (9) 2-1 N
 4-21-85 W 8-4 N
 4-5-86 L 0-1 N
 4-6-86 W 3-0 N
 4-4-87 W 3-0 A
 4-5-87 L 1-3 A
 5-2-87 W (5) 7-0 N
 4-9-88 W 6-0 A
 4-10-88 W 2-0 N
 4-8-89 W 1-0 A
 4-9-89 W (9) 1-0 A
 4-21-90 W 2-1 A
 4-22-90 W 3-1 A
 4-27-91 W (11) 2-1 H

4-28-91 L 0-3 H
 3-27-92 W 11-5 N
 4-4-92 L 2-6 N
 4-5-92 L 0-1 N
 2-18-94 L 5-6 N
 5-7-94 - OU forfeit H
 5-7-94 - OU forfeit H
 5-8-94 - OU forfeit H
 5-8-94 - OU forfeit H
 2-18-96 L 1-2 N
 4-20-96 L 2-8 A
 4-20-96 L 2-4 A
 4-21-96 L 1-4 A
 5-10-96 L 4-5 N
 5-11-96 L 0-1 N
 4-26-97 W 2-1 H
 4-26-97 L 2-4 H
 5-3-97 L 0-1 N
 4-25-98 W 5-3 A
 4-25-98 W 6-3 A
 5-3-98 W 3-0 N
 4-10-99 W 4-2 H
 4-10-99 L (5) 1-10 H
 5-13-99 W 2-0 N
 4-14-00 W (11) 1-0 A
 4-14-00 L (5) 0-13 A
 5-12-00 L 3-4 N
 5-13-00 W 3-1 N
 2-24-01 L 5-6 N
 3-30-01 W 6-5 H
 3-30-01 W 3-1 H
 5-10-01 L 2-10 N
 3-20-03 L 0-1 H
 3-20-03 W (6) 8-0 H
 3-20-04 L 0-1 N
 4-17-04 W 2-1 H
 4-18-04 W 3-1 H
 5-14-04 W 7-0 N
 4-30-05 W 6-4 A
 5-1-05 L 0-4 A
 5-11-05 W 1-0 N
 4-1-06 W (6) 9-1 H
 4-1-06 W 3-0 H
 4-21-07 L 9-10 A
 4-22-07 L 1-5 A
 3-29-08 L 0-6 H
 3-29-08 L 1-11 H
 5-10-08 W 6-5 N
 4-4-09 L (8) 2-3 A
 4-5-09 L 2-3 A
 4-24-10 L 0-5 H
 4-25-10 L (6) 0-8 H
 3-26-11 W 4-1 A
 3-27-11 L 3-6 A
 2-22-13 L 0-2 N
 3-2-13 L 3-10 A
 3-2-13 W 1-0 A
 3-1-14 L 4-5 A
 3-1-14 W 7-2 A
 3-20-16 L 2-4 N
 2-10-17 L 0-6 N
 3-17-18 L (5) 0-8 N
 2-21-20 L (5) 2-10 N

OKLAHOMA BAPTIST (1-0)

H: 0-0, A: 1-0, N: 0-0
 3-23-78 W 15-3 A

OKLAHOMA CITY (3-0)

H: 0-0, A: 1-0, N: 2-0
 3-11-82 W (5) 7-0 N
 3-22-86 W 4-1 A
 3-7-87 W 3-0 N

OKLAHOMA STATE (48-51)

H: 19-13, A: 12-21, N: 17-17
 4-14-78 L 4-6 N
 4-13-79 L 0-3 N
 4-24-80 L 0-11 A
 4-25-81 L 0-10 A
 3-12-83 W 3-2 N
 4-30-83 L (8) 1-2 N
 5-4-84 W 2-0 N
 5-5-84 W 4-1 N
 5-17-84 W (18) 3-2 H
 5-18-84 W (14) 2-1 H
 4-13-85 W 3-0 H
 4-14-85 W (8) 1-0 H
 3-22-86 W 2-1 N
 3-29-86 W 2-1 N
 4-11-86 W 4-3 N
 4-12-86 W 3-1 N
 4-4-87 W (10) 1-0 A
 4-5-87 L 0-2 A
 5-1-87 W 4-0 N
 4-9-88 L 0-6 N
 4-10-88 L 0-1 N
 5-7-88 W 2-0 N
 5-8-88 L (9) 2-3 N
 5-8-88 W 2-0 N
 3-24-89 L 0-1 N
 4-22-89 W 6-1 N
 4-23-89 L 0-5 N
 5-6-89 L 0-1 N
 3-5-90 W 1-0 N
 3-23-90 L 2-6 N
 4-28-90 W 3-1 H
 4-29-90 W 3-1 H
 5-4-90 L 2-4 N
 4-5-91 L 0-5 A
 4-7-91 L 1-3 A
 4-18-92 L (5) 0-8 A
 4-18-92 W 5-2 N
 4-10-93 L (5) 1-8 H
 4-10-93 L 1-6 H
 4-11-93 L 1-3 H
 4-11-93 L 0-4 H
 4-16-94 L (5) 1-11 A
 4-16-94 L (5) 0-11 A
 4-17-94 L 3-7 A
 4-17-94 L (5) 2-13 A
 4-1-95 W 4-2 H
 4-1-95 L (9) 6-7 H
 4-2-95 L (8) 4-6 H
 4-2-95 W 11-1 H
 4-22-96 L (5) 2-11 A
 4-22-96 L 6-9 A
 5-6-96 W 4-2 H
 5-6-96 L (8) 4-5 H
 5-11-96 W 1-0 N
 3-16-97 L (11) 1-2 A
 4-27-97 W 9-3 H
 4-27-97 L 1-4 H
 5-2-97 L (18) 7-11 N
 5-1-98 W 1-0 N
 3-20-99 L 2-3 N
 4-11-99 L 5-6 H
 4-11-99 W 3-2 H
 4-15-00 L 2-4 L
 4-15-00 W (6) 12-1 A
 4-14-01 W 8-2 H
 4-15-01 W 8-0 H
 5-10-01 L 0-2 N
 3-23-02 W (9) 3-2 A
 3-24-02 W 2-1 A
 5-3-02 W 2-0 N
 4-19-03 L 1-2 H

ALL-TIME SERIES RECORDS

4-20-03	L (12)	2-3	H
5-2-03	L (9)	2-3	N
3-27-04	W (5)	10-2	A
3-28-04	W	5-0	A
4-23-05	W	2-1	H
4-24-05	L	0-2	H
4-8-06	W (6)	10-0	A
4-9-06	W	5-4	A
5-12-06	W (8)	1-0	N
4-28-07	W	5-2	H
4-29-07	W (6)	9-1	H
4-19-08	L	1-3	A
4-20-08	L	2-8	A
3-29-09	W	6-3	H
3-30-09	L	0-2	H
5-1-10	L	0-4	A
5-2-10	L (5)	0-8	A
5-14-11	W	4-3	H
5-15-11	W	3-1	H
3-9-12	L	0-2	A
3-3-13	W	3-0	A
3-3-13	W	10-5	A
2-28-14	W	4-3	A
2-28-14	W	8-4	A
5-21-22	L	4-7	A
2-15-23	L (5)	0-10	N
2-23-23	L	1-3	N
5-20-23	L	2-5	A

OMAHA (24-11)

H: 11-5, A: 10-4, N: 3-1			
4-23-77	L	1-4	N
4-27-77	L (5)	0-10	H
4-27-77	L	2-4	H
4-30-77	L	0-3	A
5-1-77	W (8)	1-0	A
5-1-77	W	2-0	A
5-5-77	L	0-6	H
5-5-77	L	0-5	H
4-3-78	L (9)	3-4	A
4-3-78	W	2-0	A
4-25-78	W	1-0	H
4-25-78	W (9)	6-5	H
4-29-78	L	3-7	A
4-30-78	L	4-5	A
4-24-79	W (8)	2-1	A
4-24-79	W	4-0	A
5-5-79	W	4-1	H
5-5-79	W	3-0	H
4-21-80	L	1-2	H
4-21-80	W	5-1	H
5-8-82	W	3-2	N
3-20-12	W	2-1	H
4-18-12	W (8)	1-0	A
3-19-13	W	3-2	H
3-27-13	W	4-0	H
3-26-14	W (5)	10-0	A
4-8-14	L	2-3	H
3-11-15	W (5)	10-1	H
4-15-15	W (8)	8-5	A
3-16-16	W	12-8	H
3-22-17	W	15-11	H
2-10-19	W	4-3	N
2-11-22	W	6-1	N
3-15-23	W	2-1	A
3-15-23	W (6)	11-3	A

OREGON (9-6)

H: 1-0, A: 2-1, N: 6-5			
2-19-89	L	1-2	N
3-23-89	L	1-3	N
3-25-95	W (9)	1-0	N
5-17-98	W	9-7	H

3-19-99	L (8)	2-7	N
2-20-00	W	6-2	N
2-10-01	W	2-1	N
2-16-01	W	7-0	N
2-21-09	W	3-1	N
2-24-12	L	2-4	N
2-23-13	L (5)	2-11	N
5-25-13	W	5-2	A
5-26-13	L (11)	3-4	A
5-26-13	W	4-2	A
2-26-16	W	6-5	N

OREGON STATE (11-6)

H: 0-0, A: 0-0, N: 11-6			
3-28-87	W	2-0	N
3-5-94	W	2-0	N
3-2-95	L	3-14	N
2-17-96	W	7-2	N
2-13-98	L (9)	0-1	N
2-19-01	W	2-1	N
2-17-02	W	3-1	N
5-18-02	W	7-0	N
2-14-03	W	5-2	N
2-15-04	L	0-1	N
2-13-05	W	4-3	N
2-10-06	W	8-2	N
2-13-11	W	4-1	N
2-11-12	L (6)	3-11	N
2-22-15	L	10-11	N
2-26-17	W	10-6	N
3-6-20	L	3-4	N

PACIFIC (9-7)

H: 1-0, A: 1-2, N: 7-5			
5-6-83	L	0-5	N
3-23-85	L	0-1	N
3-23-88	W	6-0	A
3-22-94	L	1-7	A
3-22-94	L	3-4	A
3-15-96	L	5-8	N
3-21-96	L	3-6	N
3-22-97	W	3-0	N
3-11-00	W	6-0	N
5-18-01	W	2-1	N
5-19-01	L	1-3	N
5-16-03	W	11-7	H
3-12-09	W	2-1	N
3-12-10	W (5)	8-0	N
3-13-10	W (6)	11-2	N
5-21-11	W (5)	11-1	N

PENN STATE (14-6)

H: 6-1, A: 2-2, N: 6-3			
3-12-04	W	3-0	N
3-13-04	W (5)	8-0	N
3-18-05	L (8)	2-3	N
3-20-05	L	1-7	N
2-27-09	W	5-2	N
3-15-09	W (5)	10-1	N
2-14-10	W	11-6	N
5-4-13	W	3-1	A
5-5-13	L	2-3	A
5-6-13	W	2-0	A
5-13-16	L	7-8	A
4-14-17	W (8)	2-1	H
4-15-17	W	5-4	H
4-16-17	W	6-4	H
5-11-17	L	0-5	N
3-26-21	W (5)	9-0	H
3-27-21	W	8-2	H
3-27-21	W (5)	10-2	H
3-28-21	L (8)	5-7	H
5-12-22	W	3-1	N

PITTSBURGH (3-2)

H: 0-0, A: 0-0, N: 3-2			
3-9-02	W	1-0	N
2-17-17	L (5)	1-9	N
2-18-17	L	2-6	N
2-15-19	W (5)	14-1	N
2-17-19	W (5)	16-2	N

PITTSBURG STATE (1-0)

H: 0-0, A: 0-0, N: 1-0			
4-8-90	W (5)	12-0	N

PORTLAND STATE (2-1)

H: 0-0, A: 0-0, N: 2-1			
2-9-07	W	1-0	N
2-10-07	L	0-2	N
2-10-11	W (5)	11-2	N

PRINCETON (1-0)

H: 0-0, A: 0-0, N: 1-0			
2-27-97	W (6)	9-1	N

PURDUE (18-10)

H: 8-1, A: 6-6, N: 4-3			
3-15-96	L	2-4	N
3-12-99	L	2-6	N
2-17-13	W	4-3	N
4-20-13	W (9)	5-2	A
4-20-13	W	12-2	A
4-21-13	L	5-6	A
5-10-13	W	3-2	H
4-10-15	L	0-1	A
4-11-15	W	3-0	A
4-12-15	W (6)	8-0	A
4-29-16	L (8)	3-4	H
4-29-16	W (5)	8-0	H
4-30-16	W	4-3	H
5-12-16	W (5)	8-0	N
5-6-17	L	3-4	A
5-7-17	L	4-6	A
5-8-17	L	3-6	A
4-13-18	W (8)	8-7	H
4-13-18	W (5)	10-1	H
4-12-19	L	4-9	A
4-13-19	W	7-5	A
4-13-19	W	9-4	A
3-13-21	W	8-1	N
3-13-21	L	0-7	N
3-14-21	W	3-1	N
3-23-23	W	9-7	H
3-24-23	W	4-1	H
3-25-23	W	4-2	H

RADFORD (1-0)

H: 0-0, A: 0-0, N: 1-0			
3-11-11	W	7-2	N

RUTGERS (9-3)

H: 3-0, A: 5-2, N: 1-1			
3-18-81	L	0-2	N
3-22-90	W	4-2	N
4-8-17	W	7-4	A
4-8-17	W	15-12	A
4-9-17	W	7-2	A
4-2-21	W (6)	12-3	A
4-3-21	W	8-1	A
4-3-21	L	6-10	A
4-4-21	L	1-2	A
4-2-22	W (6)	12-4	H
4-3-22	W	2-1	H
4-4-22	W (5)	9-0	H

SACRAMENTO STATE (3-8)

H: 0-0, A: 1-6, N: 2-2			
3-24-92	L	1-5	A
3-24-92	L	1-2	A
3-21-95	L	1-7	A
3-21-95	L (5)	1-3	A
3-26-95	L	0-1	A
3-2-96	W (10)	6-5	N
3-3-96	L	1-3	N
3-20-98	L	2-4	A
3-21-98	W (6)	8-1	A
3-17-00	L	1-2	N
3-11-22	W	10-9	N

SAINT LOUIS (3-1)

H: 0-0, A: 0-0, N: 3-1			
5-8-80	L	5-9	N
5-8-81	W	10-0	N
3-12-04	W (5)	13-2	N
2-14-16	W	7-4	N

SEATTLE (1-0)

H: 0-0, A: 0-0, N: 1-0			
2-11-18	W	3-2	N

ST. JOHN'S (2-0)

H: 0-0, A: 0-0, N: 2-0			
3-10-06	W	1-6	N
2-24-18	W	7-4	N

ST. MARY'S (4-0)

H: 0-0, A: 0-0, N: 4-0			
3-19-87	W	3-0	N
3-17-95	W (10)	7-6	N
3-15-96	W	2-0	N
3-15-02	W	8-0	N

SAM HOUSTON ST. (8-2)

H: 0-0, A: 2-0, N: 6-2			
3-26-81	W	1-0	N
3-28-84	W	3-0	A
3-28-84	W	3-1	A
3-3-90	W	1-0	N
3-14-91	W	2-0	N
4-5-91	L	0-1	N
3-6-93	L	2-3	N
2-18-95	W (5)	8-0	N
2-15-14	W	2-0	N
2-16-14	W	7-1	N

SAN DIEGO (0-2)

H: 0-0, A: 0-2, N: 0-0			
3-15-22	L	2-4	A
3-15-22	L	0-4	A

SAN DIEGO STATE (7-2)

H: 0-0, A: 1-1, N: 6-1			
3-22-85	W	1-0	N
3-30-90	L	0-3	A
3-30-90	W	2-0	A
3-27-92	W	8-5	N
3-2-96	W	5-0	N
2-20-15	W (5)	10-0	N
2-27-16	W	3-1	N
2-10-18	W	5-3	N
2-22-19	L	0-4	N

SAN FRANCISCO (1-0)

H: 0-0, A: 0-0, N: 1-0			
5-6-83	W	1-0	N

SAN JOSE STATE (7-3)

H: 0-0, A: 2-2, N: 5-1			
3-28-87	W	5-3	A
3-30-91	W (10)	4-1	A
3-30-91	L (9)	2-3	A
3-18-95	L	3-6	A
3-21-97	W	5-2	N
3-20-98	L (5)	1-8	N
3-17-99	W	3-2	A
3-18-99	W	4-0	N
2-11-11	W	7-3	N
3-7-14	W	4-1	N

SANTA CLARA (7-0)

H: 0-0, A: 0-0, N: 7-0			
3-25-88	W	12-1	N
3-22-91	W (6)	8-0	N
3-27-93	W (5)	12-3	N
3-16-96	W	6-1	N
3-12-99	W	8-3	N
3-11-00	W (5)	6-0	N
2-8-03	W	10-2	N

SETON HALL (1-0)

H: 0-0, A: 0-0, N: 1-0			
2-24-07	W	4-3	N

SIMON FRASER (1-0)

H: 0-0, A: 0-0, N: 1-0			
2-14-98	W	2-1	N

SIMPSON (2-0)

H: 0-0, A: 2-0, N: 0-0			
4-27-84	W	7-0	A
4-27-84	W (5)	11-0	A

SOUTH CAROLINA (5-2)

H: 0-0, A: 0-0, N: 5-2			
3-27-86	W	6-2	N
3-6-92	L (8)	5-6	N
3-1-98	W	8-0	N
5-19-00	W (6)	11-1	N
5-20-00	W (5)	9-0	N
2-9-01	L	1-2	N

ALL-TIME SERIES RECORDS

2-8-09 W (6) 11-2 N
 3-24-09 W (5) 8-0 H
 3-24-09 W (5) 8-0 H
 3-31-10 W 8-3 H
 3-31-10 W 6-0 H
 4-27-11 W (6) 9-1 H
 4-27-11 W 1-0 H
 3-28-12 W (5) 8-0 H
 3-29-16 W 3-2 H
 3-14-18 W 8-2 H
 3-14-18 W (5) 12-3 H
 4-2-19 W (5) 14-3 H
 2-13-22 L 2-6 N
 3-4-22 W (6) 9-0 H
 3-5-22 L (6) 4-16 H
 2-10-23 L 0-1 N

SOUTHEAST MISSOURI STATE (3-0)
H: 0-0, A: 0-0, N: 3-0
 3-31-80 W 5-0 N
 3-18-99 W 10-1 N
 3-17-00 W 7-2 N

SOUTHEASTERN LOUISIANA (1-1)
H: 0-0, A: 0-0, N: 1-1
 2-18-22 L 0-2 N
 2-20-22 W (6) 11-1 N

SOUTHERN ILLINOIS (3-4)
H: 0-1, A: 0-0, N: 3-3
 4-4-80 L 2-3 N
 3-21-81 L 0-1 N
 3-18-89 L 1-2 N
 3-18-90 W 3-1 N
 3-9-02 W 4-1 N
 3-7-03 W 4-0 N
 3-31-03 L 1-2 H

SIU-EDWARDSVILLE (1-0)
H: 0-0, A: 0-0, N: 1-0
 2-20-10 W 9-4 N

SOUTHERN MISSISSIPPI (1-0)
H: 0-0, A: 0-0, N: 1-0
 2-22-03 W 5-0 N

SOUTHERN UTAH (6-0)
H: 0-0, A: 0-0, N: 6-0
 3-4-95 W (5) 15-1 N
 3-2-01 W 5-2 N
 3-2-07 W 5-2 N
 3-17-08 W 7-2 N
 3-17-08 W 5-0 N
 2-15-13 W 7-0 N

STANFORD (6-5)
H: 2-0, A: 0-1, N: 4-1
 3-3-94 W (5) 15-5 N
 2-13-00 L 2-7 N
 2-3-01 L 4-6 N
 5-19-01 L 1-5 N
 2-23-02 W 2-0 N
 2-23-03 W 1-0 N
 2-10-06 L 3-7 N
 2-12-11 W (9) 3-2 N
 5-22-11 L 1-4 A
 5-18-13 W 7-1 H
 5-19-13 W 10-5 H

STEPHEN F. AUSTIN (5-1)
H: 0-0, A: 0-0, N: 5-1
 3-20-84 W 1-0 N
 3-5-88 W 6-1 N
 2-17-95 W 6-1 N
 3-3-06 W 2-1 N
 2-18-12 W (5) 9-0 N
 2-15-14 L 0-1 N

SYRACUSE (4-0)
H: 0-0, A: 0-0, N: 4-0
 3-15-01 W 8-0 N
 3-17-01 W 3-0 N
 3-20-05 W 4-3 N
 3-1-08 W 8-3 N

TARKIO (0-1)
H: 0-0, A: 0-0, N: 0-1
 5-12-77 L 1-2 N

TARLETON STATE (1-0)
H: 0-0, A: 0-0, N: 1-0
 3-13-98 W 5-2 N

TENNESSEE (1-5)
H: 0-0, A: 0-1, N: 1-4
 2-12-05 L 0-5 N
 3-2-08 L (6) 0-9 N
 5-16-09 L 2-5 A
 2-21-14 L 3-5 N
 2-21-15 W 5-2 N
 2-24-17 L 0-5 N

TENNESSEE TECH (3-1)
H: 0-0, A: 0-0, N: 3-1
 2-23-07 L 1-4 N
 2-29-08 W (5) 11-1 N
 2-18-11 W 4-3 N
 2-20-11 W 6-0 N

TEXAS (18-20)
H: 8-5, A: 7-9, N: 3-6
 3-29-97 W 5-1 A
 3-29-97 L 3-4 A
 3-28-98 W 2-0 H
 3-28-98 W 4-0 H
 5-2-98 W (10) 1-0 N
 5-23-98 W 2-1 N
 3-28-99 L 1-4 A
 3-28-99 W 3-1 A
 5-15-99 L 2-4 N
 4-29-00 W 3-2 H
 4-28-01 W 2-0 A
 4-29-01 W 10-0 A
 4-6-02 W (9) 4-3 A
 4-6-02 L (8) 2-3 A
 5-2-02 L 0-1 N
 3-29-03 L (10) 0-1 H
 3-30-03 W 3-1 H
 5-3-03 L 0-2 N
 4-9-04 W 5-0 A
 4-10-04 W 5-3 A
 5-12-04 W 2-1 N
 4-2-05 L 0-6 H
 4-3-05 L 1-3 H
 5-12-05 L 0-3 N
 3-25-06 L 0-2 A
 3-26-06 L 4-5 A
 4-14-07 W (11) 5-4 H
 4-15-07 W 2-0 H
 3-21-08 L 1-5 A
 3-22-08 L 0-4 A
 4-10-09 W 2-1 H

4-11-09 W 5-2 H
 5-9-09 L 5-10 N
 3-27-10 L (5) 0-9 A
 3-28-10 L 1-4 A
 4-9-11 L 0-1 H
 4-10-11 L (8) 3-4 H
 2-26-12 L 0-3 N

TEXAS A&M (27-38)
H: 10-6, A: 10-19, N: 7-13
 4-23-83 L 0-5 H
 3-29-84 L 0-5 A
 3-29-84 L 0-1 A
 3-30-84 L (8) 2-3 N
 3-31-84 L 1-3 N
 5-25-84 L 2-5 N
 3-21-87 L (9) 0-1 N
 3-23-87 W 3-2 A
 3-23-87 L (8) 1-2 A
 5-23-87 L 0-4 A
 3-20-88 L 1-4 A
 4-29-89 L (9) 2-3 H
 4-30-89 W 4-2 H
 3-5-90 W 1-0 A
 4-5-91 L 1-4 N
 3-8-92 W (9) 1-0 A
 4-17-92 L 3-4 N
 4-18-92 L 1-5 N
 2-19-94 L (5) 0-9 N
 4-13-96 L 0-3 A
 4-13-96 W 4-1 A
 4-14-96 W (10) 4-1 A
 3-30-97 W 8-2 A
 3-30-97 L 1-2 A
 3-29-98 W (5) 10-2 H
 3-29-98 W 5-0 H
 3-27-99 L 0-1 A
 3-27-99 W 4-3 A
 3-18-00 L 0-1 N
 4-22-00 W (8) 2-0 A
 4-22-00 W 2-0 A
 5-13-00 W 2-1 N
 4-21-01 W 3-2 H
 4-21-01 W 1-0 H
 2-24-02 W 5-0 N
 4-21-02 L 0-2 H
 4-21-02 W 6-0 H
 5-4-02 W 6-2 N
 3-22-03 L (9) 2-3 A
 3-23-03 L (12) 5-6 A
 5-3-03 W 6-4 N
 3-14-04 L (8) 2-3 N
 5-1-04 W (8) 5-4 H
 5-2-04 W (10) 4-3 H
 3-25-05 L 2-4 A
 3-26-05 L 0-6 A
 4-29-06 W 3-2 H
 4-6-07 L (8) 0-1 A
 4-6-07 L 0-1 A
 5-11-07 L 1-3 N
 4-26-08 L 0-6 H
 4-27-08 L 3-6 H
 5-11-08 L 0-5 N
 3-21-09 L 1-2 A
 3-22-09 W (9) 3-2 A
 4-3-10 L 3-6 H
 4-3-10 W 8-3 H
 5-15-10 L 0-5 N
 4-16-11 L 0-3 A
 4-17-11 L 1-5 A
 3-2-12 L 0-6 A
 3-3-12 L 1-4 A
 2-21-14 W (9) 3-2 N

2-22-18 W 6-3 N
 2-18-23 W 4-3 N

TEXAS A&M COMMERCE (1-0)
H: 0-0, A: 0-0, N: 1-0
 3-2-23 W 3-0 N

TEXAS-SAN ANTONIO (5-1)
H: 8-5, A: 7-9, N: 5-1
 3-6-93 W 4-1 N
 2-16-96 W 3-0 N
 2-19-05 W (6) 14-6 N
 3-5-05 W 4-3 N
 2-1-2-10 L (8) 9-10 N
 2-8-15 W 11-7 N

TEXAS SOUTHERN (2-0)
H: 8-5, A: 7-9, N: 2-0
 3-4-05 W (6) 12-4 N
 5-16-15 W 5-0 N

TEXAS STATE (6-2)
H: 0-0, A: 2-0, N: 4-2
 3-26-86 W 6-0 A
 3-26-86 W 9-1 A
 3-18-88 W (5) 10-0 N
 3-1-96 W (8) 8-5 N
 2-8-03 W (5) 10-2 N
 2-12-05 W 9-2 N
 3-3-12 L 1-5 N
 3-4-12 L 1-2 N

TEXAS TECH (32-9)
H: 13-3, A: 12-2, N: 7-4
 3-11-83 W (8) 3-2 N
 3-15-85 W 4-0 N
 4-27-96 W (5) 10-0 H
 4-27-96 W (5) 13-0 H
 4-13-97 L 5-8 N
 4-13-97 W 5-2 N
 3-12-98 L 2-5 N
 4-10-98 W (11) 4-3 A
 4-10-98 W 6-1 A
 4-19-99 W 1-0 H
 4-19-99 W 2-1 H
 4-1-00 W (11) 2-1 A
 4-2-00 W 5-1 A
 5-11-00 W 4-1 N
 3-31-01 L 5-6 H
 4-1-01 W 3-1 H
 4-27-02 W (8) 5-3 A
 4-28-02 W 6-2 A
 4-12-03 W 5-1 H
 4-13-03 W 6-0 H
 4-24-04 W 6-1 A
 4-25-04 W 3-1 A
 3-12-05 W 4-0 N
 4-16-05 W 7-1 H
 4-17-05 W 3-2 H
 4-22-06 W 4-3 A
 4-23-06 W (10) 10-4 A
 4-1-07 W 6-0 H
 4-1-07 W 4-0 H
 4-5-08 L 0-7 A
 4-6-08 L (10) 1-2 A
 5-10-08 W 6-1 N
 4-25-09 W (5) 8-0 H
 4-25-09 L 3-4 H
 4-10-10 W 3-1 A
 4-11-10 W 2-0 A
 4-30-11 W 7-0 H
 5-1-11 L 0-5 H

2-7-15 W (6) 11-3 N
 2-8-19 L 10-15 N
 2-9-19 L 1-4 N

TEXAS WOMEN'S (0-4)
H: 0-0, A: 0-0, N: 0-4
 4-22-77 L 1-9 N
 3-24-78 L 0-4 N
 4-5-80 L 0-5 N
 3-20-81 L 2-4 N

TEXAS-ARLINGTON (10-3)
H: 0-0, A: 6-1, N: 4-2
 4-1-80 L 0-1 N
 3-19-82 L 1-8 N
 3-26-84 W 3-2 A
 3-26-84 W 6-1 A
 3-24-86 W 1-0 A
 3-24-86 W 2-0 A
 3-19-87 W 9-3 N
 3-4-90 W 1-0 N
 4-6-91 W 3-0 N
 2-19-94 W 12-4 A
 2-20-94 L 2-7 A
 2-18-96 W 1-0 A
 2-19-22 W 6-2 N

TOLEDO (3-6)
H: 0-0, A: 2-0, N: 3-6
 3-4-87 W 4-1 N
 3-7-87 W 5-2 N
 2-17-89 L 3-4 N
 3-26-90 L 3-5 N
 3-26-90 L 1-5 N
 3-23-92 L (8) 1-2 N
 3-23-92 W 7-1 N
 3-23-96 L 7-10 N
 3-24-96 L 2-6 N

TROY STATE (0-1)
H: 0-0, A: 0-0, N: 0-1
 3-8-03 L (8) 3-4 N

TULSA (6-5)
H: 0-0, A: 1-3, N: 5-2
 2-18-94 W 4-2 N
 3-16-96 W 7-3 N
 3-4-06 W 5-2 A
 3-5-10 L 6-7 A
 3-6-10 L 1-4 A
 3-7-10 L 4-6 A
 3-10-18 W 3-2 N
 3-16-19 L (8) 5-6 N
 3-17-19 L 0-6 N
 3-19-22 W (8) 7-6 N
 3-20-22 W 3-0 N

UC SANTA BARBARA (3-0)
H: 0-0, A: 0-0, N: 3-0
 5-7-83 W (19) 3-2 N
 2-14-98 W 3-2 N
 2-18-00 W (5) 9-0 N

UCLA (1-14)
H: 0-0, A: 0-1, N: 1-13
 5-26-84 L (8) 0-1 N
 3-29-87 W 3-1 N
 5-22-87 L 0-3 A
 3-27-88 L 0-9 N
 3-27-92 L 1-6 N
 2-17-01 L 2-6 N
 2-9-02 L 1-6 N
 2-16-02 L (5) 2-11 N

ALL-TIME SERIES RECORDS

2-15-03 L 1-5 N
 2-13-04 L (5) 1-10 N
 2-23-14 L 2-6 N
 2-22-15 L (6) 1-5 N
 2-23-18 L 0-5 N
 2-23-19 L (6) 1-9 N
 2-16-23 L (6) 0-8 N

UMBC (1-0)
H: 0-0, A: 0-0, N: 1-0
 5-19-23 W 3-2 N

UNLV (11-3)
H: 0-0, A: 4-1, N: 7-2
 3-26-85 W 4-3 A
 3-27-85 W 6-1 A
 3-27-87 W 4-2 N
 2-12-99 W 9-5 N
 2-11-00 L 6-7 N
 2-19-00 L 0-1 N
 2-9-01 W 3-0 N
 2-8-02 W 1-0 A
 3-17-04 W (5) 8-0 N
 3-20-04 W 10-8 N
 3-16-08 W (6) 10-2 A
 3-16-08 L 1-5 A
 2-20-09 W (5) 9-1 N
 3-18-16 W 6-1 N

U.S. INTERNATIONAL (5-1)
H: 0-0, A: 3-1, N: 2-0
 2-18-89 W 3-2 N
 2-19-89 W 5-1 N
 4-1-89 W 2-0 A
 4-1-89 W 2-0 A
 3-27-90 W 3-2 A
 3-27-90 L 0-2 A

UTAH (11-5)
H: 4-0, A: 1-1, N: 6-4
 3-25-82 W 1-0 A
 3-20-85 L 0-3 A
 3-28-86 W 2-0 N
 4-11-87 W (5) 9-0 H
 4-11-87 W 3-2 H
 5-15-87 W 6-0 H
 5-16-87 W (9) 3-2 H
 3-26-89 L 5-7 N
 3-4-94 L (5) 0-9 N
 3-26-95 W 3-0 N
 3-23-96 W 3-1 N
 2-15-97 L 0-1 N
 3-17-00 L 1-5 N
 3-6-04 W (5) 9-1 N
 3-7-04 W (5) 12-0 N
 2-10-18 W 5-0 N

UTAH STATE (8-3)
H: 0-0, A: 0-0, N: 8-3
 3-10-84 L 1-7 N
 3-6-86 W (8) 2-1 N
 3-26-93 L 4-5 N
 2-28-97 L 0-1 N
 2-14-99 W (5) 9-0 N
 3-10-00 W 4-0 N
 3-19-00 W 7-0 N
 3-3-01 W 4-0 N
 3-14-02 W 8-0 N
 2-11-06 W 7-2 N
 2-16-13 W (5) 9-0 N

UTAH VALLEY (1-0)
H: 0-0, A: 0-0, N: 1-0
 3-15-08 W 5-3 N

UTEP (6-0)
H: 0-0, A: 2-0, N: 4-0
 2-13-10 W 6-4 N
 3-22-11 W (6) 8-0 A
 3-22-11 W (5) 16-0 A
 2-7-14 W 7-0 N
 2-7-20 W 10-7 N
 2-8-20 W (5) 16-3 N

VALPARAISO (1-0)
H: 0-0, A: 0-0, N: 1-0
 3-11-05 W (6) 8-0 N

VIRGINIA (1-0)
H: 0-0, A: 0-0, N: 1-0
 2-12-23 W 2-0 N

VIRGINIA TECH (2-1)
H: 0-0, A: 0-0, N: 2-1
 2-28-04 W 1-0 N
 2-28-10 W 2-0 N
 2-17-23 L 4-6 N

WASHINGTON (4-13)
H: 0-1, A: 0-0, N: 4-12
 3-4-95 W 3-2 N
 3-17-95 W 6-4 N
 2-27-98 L 0-1 N
 5-23-98 L 1-3 N
 3-4-00 L 2-10 N
 3-4-01 L 0-3 N
 3-17-05 W 4-1 N
 5-21-05 L 6-7 H
 2-22-09 L 0-6 N
 2-9-12 L 0-4 N
 2-26-12 L 3-6 N
 5-30-13 L (8) 3-4 N
 3-8-14 W 2-1 N
 2-28-16 L (9) 5-6 N
 2-11-17 L 5-7 N
 2-24-18 L 2-4 N
 2-22-20 L (6) 2-10 N

WAYNE STATE (9-2)
H: 7-1, A: 1-1, N: 1-0
 3-30-78 L 0-1 H
 3-30-78 W 4-2 H
 4-12-78 L 8-11 A
 4-12-78 W 14-7 A
 4-30-78 W 3-0 N
 4-18-79 W 2-1 H
 4-18-79 W 9-3 H
 4-13-80 W 4-0 H
 4-16-80 W 7-2 H
 4-16-80 W 9-4 H
 4-10-81 W 7-0 H

WEBER STATE (3-0)
H: 0-0, A: 0-0, N: 2-0
 2-18-12 W (5) 12-4 N
 3-2-23 W 3-2 N
 3-3-23 W (5) 9-1 N

WESTERN ARIZONA (1-0)
H: 0-0, A: 0-0, N: 1-0
 3-13-82 W 4-1 N

WESTERN ILLINOIS (3-0)
H: 0-0, A: 0-0, N: 3-0
 3-9-07 W 4-1 N
 3-10-07 W 7-3 N
 2-13-16 W 3-2 N

WESTERN KENTUCKY (0-1)
H: 0-0, A: 0-0, N: 0-1
 2-14-15 L 1-5 N

WESTERN MICHIGAN (1-0)
H: 0-0, A: 0-0, N: 1-0
 3-4-05 W 8-2 N

WICHITA STATE (39-26)
H: 17-4, A: 17-18, N: 5-4
 3-22-78 L 3-4 A
 3-22-78 L 2-5 A
 4-25-80 W 7-1 A
 4-25-80 W 13-2 A
 4-30-82 W 8-3 N
 3-14-85 W (6) 8-0 N
 3-2-89 L 1-2 N
 4-11-89 L 0-4 H
 4-11-89 W 1-0 H
 4-18-89 W 2-1 A
 4-18-89 L 2-3 A
 4-11-90 W 6-0 A
 4-11-90 W 2-0 A
 4-24-90 W 8-5 H
 4-24-90 W (6) 10-3 H
 4-17-91 L (8) 0-1 A
 4-17-91 W (6) 9-1 A
 4-8-92 W 5-0 H
 4-8-92 W (9) 3-2 H
 4-16-92 W 2-1 A
 4-16-92 L 2-7 A
 4-17-92 L 0-4 N
 4-21-93 L (8) 6-7 A
 4-21-93 L 2-4 A
 4-18-94 W 3-0 A
 4-18-94 L 0-2 A
 3-11-95 L 1-3 A
 3-11-95 W 4-2 A
 4-27-95 W 6-0 H
 4-27-95 W 4-2 H
 3-15-97 W 6-1 N
 4-27-98 W 4-1 H
 4-27-98 W 3-1 H
 4-21-99 L 1-2 A
 4-21-99 W 4-0 A
 3-30-00 W (5) 11-0 H
 3-30-00 W (5) 8-0 H
 3-24-03 W 2-1 H
 3-11-05 W 7-1 A
 3-13-05 W 2-1 A
 3-11-07 W 4-1 A
 3-7-09 W 12-4 A
 3-8-09 W 8-1 A
 3-9-13 W 3-1 A
 3-9-13 W (5) 9-0 A
 3-7-15 L 1-7 A
 3-8-15 L 4-10 A
 3-5-16 W 6-4 H
 3-5-16 L 1-2 H
 3-6-16 W 10-5 H
 3-20-17 L 5-7 A
 3-3-18 L 2-6 H
 3-3-18 W 3-1 H
 3-4-18 L (5) 0-5 H
 3-9-19 L (5) 1-10 A
 3-10-19 L 2-6 A

3-10-19 L 5-7 A
 2-29-20 L 5-17 N
 3-1-20 W 8-7 N
 3-3-22 W 10-4 H
 3-4-22 W (6) 12-4 H
 3-10-23 L 8-10 A
 3-11-23 L (5) 1-10 A
 5-18-23 L 5-6 N
 5-19-23 W (9) 0-8 N

WISCONSIN (24-15)
H: 13-10, A: 9-5, N: 2-0
 2-11-00 W 5-4 N
 4-26-00 W 1-0 H
 4-26-00 W (5) 8-0 H
 3-15-02 W 2-1 N
 3-24-10 W (5) 8-0 H
 3-24-10 W 4-3 H
 5-11-12 L 1-3 H
 5-11-12 W 6-4 H
 5-12-12 W 4-1 H
 4-12-13 W 4-0 H
 4-13-13 L 2-5 H
 4-14-13 W (5) 11-2 H
 4-30-14 W (5) 14-0 A
 4-30-14 L 4-6 A
 4-25-15 W (5) 13-5 A
 4-26-15 W 3-2 A
 4-27-15 W (5) 9-0 A
 5-6-16 W 13-8 H
 5-7-16 L (14) 4-6 H
 5-7-16 W (9) 6-5 H
 3-31-17 W (8) 7-4 A
 4-1-17 W 8-3 A
 4-2-17 W 9-4 A
 4-27-18 L 1-6 H
 4-28-18 L 4-11 H
 4-29-18 L (6) 2-11 H
 5-3-19 W 5-3 A
 5-4-19 L 4-5 A
 5-5-19 L 2-4 A
 4-23-21 L 4-6 H
 4-24-21 W 9-4 H
 4-24-21 L 3-4 H
 4-25-21 L 3-9 H
 4-23-22 L 2-3 A
 4-23-22 L 2-5 A
 4-24-22 W 6-4 A
 4-21-23 W (10) 7-6 H
 4-22-23 L 3-4 H
 4-23-23 W 2-1 H

WISCONSIN-PARKSIDE (1-1)
H: 0-0, A: 0-0, N: 1-1
 4-15-95 W (6) 14-1 N
 4-16-95 L 6-9 N

WRIGHT STATE (0-1)
H: 0-0, A: 0-0, N: 0-1
 3-6-20 L 4-6 N

WISCONSIN-PARKSIDE (1-1)
H: 0-0, A: 0-0, N: 1-1
 4-15-95 W (6) 14-1 N
 4-16-95 L 6-9 N

WRIGHT STATE (2-7)
H: 1-4, A: 1-2, N: 0-1
 3-6-20 L 4-6 N
 4-29-18 L (6) 2-11 H
 5-3-19 W 5-3 A
 5-4-19 L 4-5 A
 5-5-19 L 2-4 A
 4-23-21 L 4-6 H
 4-24-21 W 9-4 H
 4-24-21 L 3-4 H
 4-25-21 L 3-9 H

YEARLY COACHING RECORDS

Year	OVERALL			CONFERENCE				HOME			AWAY			NEUTRAL			Head Coach	NU Record (Pct.)
	W	L	Pct.	W	L	Pct.	Place	W	L	Pct.	W	L	Pct.	W	L	Pct.		
1976	9	15	.375	Not Available					Not Available			Not Available			Don Isherwood	9-15 (.375)		
1977	12	15	.444	1	4	.200	t-4th [^]	3	7	.300	2	3	.400	7	5	.583	Don Isherwood	21-30 (.412)
1978	25	14	.641	4	3	.571	7th [^]	12	2	.857	8	7	.533	5	5	.500	Don Isherwood	46-44 (.511)
1979	33	18	.647	3	8	.273	6th [^]	18	2	.900	8	8	.500	7	8	.467	Don Isherwood	79-62 (.560)
1980	27	23	.540	8	9	.471	4th [^]	13	7	.650	10	8	.555	4	8	.333	Don Isherwood	106-85 (.555)
1981	27	21	.543	5	6	.455	3rd [^]	7	4	.636	7	9	.438	13	8	.619	Nancy Plantz	27-21 (.563)
1982!	33	14	.702	9	3	.750	1st [^]	4	1	.800	8	4	.667	21	9	.700	Nancy Plantz	60-35 (.632)
1983	17	18	.486	3	7	.300	7th [^]	2	0	1.000	3	3	.500	12	15	.444	Nancy Plantz	77-53 (.586)
1984	39	13	.750	6	2	.750	1st [^]	12	2	.857	14	5	.737	13	6	.680	Wayne Daigle	39-13 (.774)
1985%	33	8	.814	11	1	.917	1st [^]	10	0	1.000	10	6	.625	13	2	.867	Wayne Daigle	72-21 (.762)
1986	38	10	.792	9	3	.750	1st [^]	6	2	.750	10	1	.909	22	7	.759	Wayne Daigle	110-31 (.780)
1987	41	11	.788	8	2	.800	1st [^]	9	0	1.000	10	7	.588	22	4	.846	Ron Wolforth	41-11 (.788)
1988	39	20	.661	7	3	.700	1st [^]	8	4	.667	6	3	.667	25	13	.658	Ron Wolforth	80-31 (.721)
1989	32	28	.533	6	4	.600	3rd [^]	10	5	.667	5	7	.417	17	16	.515	Ron Wolforth	112-59 (.655)
1990	31	19	.620	3	5	.375	5th [^]	9	0	1.000	10	9	.679	12	10	.545	Ron Wolforth	143-78 (.647)
1991	22	18	.550	3	5	.375	5th [^]	4	2	.667	7	6	.538	11	10	.524	Ron Wolforth	165-96 (.632)
1992	23	30	.434	2	6	.250	5th [^]	6	0	1.000	8	5	.615	9	25	.265	Ron Wolforth	188-126 (.599)
1993	18	23	.439	5	11	.313	5th [^]	9	7	.563	1	10	.091	8	6	.571	Rhonda Revelle	18-23 (.439)
1994	21	33	.431	5	15	.250	6th [^]	7	5	.583	6	19	.240	8	9	.470	Rhonda Revelle	39-56 (.411)
1995	43	20	.683	10	6	.625	3rd [^]	13	5	.722	8	8	.500	22	7	.759	Rhonda Revelle	82-76 (.519)
1996	42	23	.646	10	8	.556	4th*	12	2	.857	8	8	.500	22	13	.629	Rhonda Revelle	124-99 (.556)
1997	29	24	.547	10	6	.625	4th*	4	2	.667	10	9	.526	15	13	.536	Rhonda Revelle	153-123 (.554)
1998	48	12	.800	16	0	1.000	1st*	16	1	.941	7	5	.583	25	6	.806	Rhonda Revelle	201-135 (.598)
1999	35	21	.625	10	8	.556	4th*	8	2	.800	8	7	.533	19	12	.613	Rhonda Revelle	236-156 (.602)
2000	52	21	.712	15	2	.882	2nd*	20	0	1.000	9	5	.643	23	16	.605	Rhonda Revelle	288-177 (.619)
2001	51	15	.773	16	2	.889	1st*	15	1	.938	12	1	.923	24	13	.649	Rhonda Revelle	339-192 (.638)
2002	50	14	.781	11	5	.688	2nd*	9	5	.643	9	1	.900	32	8	.800	Rhonda Revelle	389-206 (.654)
2003	39	17	.696	10	8	.555	6th*	14	7	.667	8	4	.667	17	6	.739	Rhonda Revelle	428-223 (.657)
2004	45	17	.726	14	3	.824	1st*	14	6	.700	10	1	.909	21	10	.677	Rhonda Revelle	473-240 (.663)
2005	36	23	.610	9	9	.500	7th*	9	7	.563	9	9	.500	18	7	.720	Rhonda Revelle	509-263 (.659)
2006	44	12	.786	13	4	.745	2nd*	20	1	.952	7	3	.700	17	8	.680	Rhonda Revelle	553-275 (.668)
2007	37	20	.649	10	8	.555	5th*	18	5	.783	5	9	.357	14	6	.700	Rhonda Revelle	590-295 (.667)
2008	25	28	.472	4	14	.222	t-9th*	13	9	.591	1	11	.083	11	8	.579	Rhonda Revelle	615-323 (.656)
2009	35	19	.648	9	9	.500	5th*	13	5	.722	9	7	.563	13	7	.650	Rhonda Revelle	650-342 (.655)
2010	30	29	.508	7	11	.389	t-6th*	12	8	.600	4	13	.235	14	8	.636	Rhonda Revelle	680-371 (.647)
2011	41	14	.745	9	9	.500	6th*	10	4	.714	11	7	.611	20	3	.870	Rhonda Revelle	721-385 (.652)
2012	33	22	.600	14	9	.609	3rd#	15	1	.938	7	12	.368	11	9	.550	Rhonda Revelle	754-407 (.649)
2013	45	16	.738	16	6	.727	2nd#	18	4	.818	17	7	.708	10	5	.667	Rhonda Revelle	799-423 (.654)
2014	44	18	.710	18	5	.783	t-1st#	13	3	.818	18	6	.750	13	9	.591	Rhonda Revelle	843-441 (.657)
2015	35	23	.603	17	6	.739	3rd#	11	6	.647	11	9	.550	13	8	.619	Rhonda Revelle	878-464 (.654)
2016	35	21	.625	13	9	.591	5th#	11	5	.688	8	10	.444	16	6	.727	Rhonda Revelle	913-485 (.653)
2017	24	29	.453	13	10	.565	5th#	13	6	.684	7	12	.368	4	11	.267	Rhonda Revelle	937-514 (.646)
2018	31	23	.574	9	13	.409	9th#	10	7	.588	8	9	.471	13	7	.650	Rhonda Revelle	968-537 (.643)
2019	21	31	.404	9	14	.391	t-8th#	7	9	.438	6	14	.300	8	8	.500	Rhonda Revelle	989-568 (.635)
2020\$	9	14	.391	0	0	.000	n/a#	0	0	.000	2	4	.333	7	10	.412	Rhonda Revelle	998-582 (.632)
2021	22	22	.500	22	22	.500	8th#	11	5	.687	5	11	.312	6	6	.500	Rhonda Revelle	1,020-604 (.628)
2022	41	16	.719	17	5	.773	2nd#	14	2	.875	12	9	.571	15	5	.750	Rhonda Revelle	1,061-620 (.631)
2023	36	22	.621	13	10	.565	4th#	8	5	.615	12	9	.571	16	8	.667	Rhonda Revelle	1,097-642 (.631)
Totals	1,578	937	.627	442	318	.582	--	500	173	.743	381	340	.528	688	409	.627		

!First year of WCWS/Softball as an NCAA sport; %Nebraska's record was adjusted after vacating its appearance in the 1985 NCAA Tournament; \$The 2020 season was canceled after 23 games due to the pandemic; ^Big Eight Conference *Big 12 Conference #Big Ten Conference

ALL-TIME SUPERLATIVES

Total Seasons	48	NCAA Tournament Record (26 appearances)	65-56 (.537)
Overall Conference Titles	20	NCAA Regional Record (26 appearances)	55-39 (.585)
Regular-Season Conference Titles	9	NCAA Super Regional Record (2 appearances)	2-3 (.400)
Conference Tournament Titles	11	Women's College World Series Record (7 appearances)	8-14 (.364)
Big Eight Record (19 seasons)	108-103 (.512)	Record at Ballard Field (6 seasons)	58-24 (.707)
Big 12 Record (16 seasons)	173-106 (.620)	Record at Nebraska Softball Complex (19 seasons)	180-40 (.816)
Big Ten Record (12 seasons)	161-109 (.596)	Record at Bowlin Stadium (22 seasons)	263-110 (.705)

NCAA TOURNAMENT HISTORY

Year	Round	Location	Opponent	Result
1982	Regional	Lincoln, Neb.	Missouri	W, 1-0 (11)
1982	Regional	Lincoln, Neb.	Missouri	L, 0-1
1982	Regional	Lincoln, Neb.	Missouri	W, 4-1
1982	WCWS	Omaha, Neb.	vs. Creighton	W, 3-2 (8)
1982	WCWS	Omaha, Neb.	vs. Arizona St.	L, 0-2
1982	WCWS	Omaha, Neb.	vs. Fresno St.	L, 0-1
1984	Regional	Lincoln, Neb.	Oklahoma St.	W, 3-2 (18)
1984	Regional	Lincoln, Neb.	Oklahoma St.	W, 2-1 (14)
1984	WCWS	Omaha, Neb.	vs. Fresno St.	W, 2-0
1984	WCWS	Omaha, Neb.	vs. Texas A&M	L, 2-5
1984	WCWS	Omaha, Neb.	vs. Adelphi	W, 2-1
1984	WCWS	Omaha, Neb.	vs. UCLA	L, 0-1 (8)

Nebraska went 5-3 at the 1985 NCAA Tournament and finished as the national runner-up to UCLA, but the Huskers' appearance was later vacated by the NCAA Committee on Infractions.

1987	Regional	Lincoln, Neb.	Utah	W, 6-0
1987	Regional	Lincoln, Neb.	Utah	W, 3-2 (9)
1987	WCWS	Omaha, Neb.	vs. Fresno Stt.	W, 1-0
1987	WCWS	Omaha, Neb.	vs. UCLA	L, 0-3
1987	WCWS	Omaha, Neb.	vs. Central Michigan	W, 2-1
1987	WCWS	Omaha, Neb.	vs. Texas A&M	L, 0-4

1988	Regional	Lincoln, Neb.	Iowa St.	W, 5-2
1988	Regional	Lincoln, Neb.	Creighton	L, 2-3
1988	Regional	Lincoln, Neb.	Creighton	W, 7-2
1988	Regional	Lincoln, Neb.	Creighton	W, 4-1
1988	WCWS	Sunnyvale, Calif.	vs. Cal Poly Pomona	L, 0-3
1988	WCWS	Sunnyvale, Calif.	vs. Adelphi	W, 5-1
1988	WCWS	Sunnyvale, Calif.	vs. Fresno Stt.	L, 0-1 (9)

1995	Regional	Tucson, Ariz.	vs. Florida St.	W, 6-1
1995	Regional	Tucson, Ariz.	at Arizona	L, 1-9 (6)
1995	Regional	Tucson, Ariz.	vs. Florida St.	L, 2-6

1996	Regional	Lafayette, La.	vs. Minnesota	W, 5-0
1996	Regional	Lafayette, La.	at SW Louisiana	L, 4-9 (8)
1996	Regional	Lafayette, La.	vs. Nicholls St.	L, 0-2

1997	Regional	Tucson, Ariz.	vs. Arizona St.	W, 10-1
1997	Regional	Tucson, Ariz.	at Arizona	L, 0-2
1997	Regional	Tucson, Ariz.	vs. Arizona St.	W, 2-1
1997	Regional	Tucson, Ariz.	at Arizona	L, 1-5

1998	Regional	Lincoln, Neb.	Coastal Carolina	W, 7-0
1998	Regional	Lincoln, Neb.	Iowa	W, 1-0
1998	Regional	Lincoln, Neb.	Oregon	W, 9-7
1998	WCWS	Oklahoma City	vs. Fresno St.	L, 1-6
1998	WCWS	Oklahoma City	vs. Texas	W, 2-1
1998	WCWS	Oklahoma City	vs. Washington	L, 1-3

1999	Regional	Ann Arbor, Mich.	vs. Notre Dame	W, 2-0
1999	Regional	Ann Arbor, Mich.	vs. Arizona St.	L, 0-1
1999	Regional	Ann Arbor, Mich.	vs. Notre Dame	W, 4-3 (8)
1999	Regional	Ann Arbor, Mich.	vs. Florida Atlantic	W, 4-2 (8)
1999	Regional	Ann Arbor, Mich.	vs. Arizona St.	W, 2-1 (8)
1999	Regional	Ann Arbor, Mich.	vs. Arizona St.	L, 2-4

2000	Regional	Tucson, Ariz.	vs. Illinois St.	W, 8-0 (5)
2000	Regional	Tucson, Ariz.	vs. South Carolina	W, 11-1 (6)
2000	Regional	Tucson, Ariz.	at Arizona	L, 0-13 (5)
2000	Regional	Tucson, Ariz.	vs. South Carolina	W, 9-0 (5)
2000	Regional	Tucson, Ariz.	at Arizona	L, 0-5

2001	Regional	Palo Alto, Calif.	vs. Brigham Young	W, 3-1
2001	Regional	Palo Alto, Calif.	vs. Pacific	W, 2-1
2001	Regional	Palo Alto, Calif.	at Stanford	L, 1-5
2001	Regional	Palo Alto, Calif.	vs. Pacific	L, 1-3

2002	Regional	Iowa City, Iowa	vs. Illinois-Chicago	W, 1-0
2002	Regional	Iowa City, Iowa	at Iowa	W, 3-0
2002	Regional	Iowa City, Iowa	vs. Oregon St.	W, 7-0
2002	Regional	Iowa City, Iowa	vs. Notre Dame	W, 5-3
2002	WCWS	Oklahoma City	vs. Arizona	L, 0-1
2002	WCWS	Oklahoma City	vs. Michigan	W, 1-0
2002	WCWS	Oklahoma City	vs. Florida St.	L, 3-4

2003	Regional	Lincoln, Neb.	Hofstra	L, 1-3
2003	Regional	Lincoln, Neb.	Pacific	W, 11-7
2003	Regional	Lincoln, Neb.	Mississippi St.	W, 8-0 (6)
2003	Regional	Lincoln, Neb.	Hofstra	W, 6-0
2003	Regional	Lincoln, Neb.	Iowa	L, 1-2

2004	Regional	Lincoln, Neb.	Lehigh	W, 6-0
2004	Regional	Lincoln, Neb.	Creighton	W, 2-0
2004	Regional	Lincoln, Neb.	California	L, 0-2
2004	Regional	Lincoln, Neb.	Creighton	W, 3-1
2004	Regional	Lincoln, Neb.	California	L, 0-2

2005	Regional	Lincoln, Neb.	Iowa	W, 4-0
2005	Regional	Lincoln, Neb.	Washington	L, 6-7
2005	Regional	Lincoln, Neb.	Iowa	L, 0-1

2006	Regional	Iowa City, Iowa	at Iowa	W, 1-0 (10)
2006	Regional	Iowa City, Iowa	vs. California	L, 2-4
2006	Regional	Iowa City, Iowa	vs. Illinois St.	W, 3-1
2006	Regional	Iowa City, Iowa	vs. California	L, 1-6

2007	Regional	Lincoln, Neb.	Georgia	L, 2-3
2007	Regional	Lincoln, Neb.	Creighton	L, 1-2

2009	Regional	Knoxville, Tenn.	vs. Jacksonville St.	W, 4-2 (9)
2009	Regional	Knoxville, Tenn.	at Tennessee	L, 2-5
2009	Regional	Knoxville, Tenn.	vs. Jacksonville St.	L, 1-4

2010	Regional	Seattle, Wash.	vs. North Carolina	L, 0-1
2010	Regional	Seattle, Wash.	vs. North Dakota St.	W, 5-1
2010	Regional	Seattle, Wash.	vs. North Carolina	L, 0-1 (8)

2011	Regional	Stanford, Calif.	vs. Fresno St.	L, 0-1 (10)
2011	Regional	Stanford, Calif.	vs. Pacific	W, 11-1 (5)
2011	Regional	Stanford, Calif.	vs. Fresno St.	W, 5-0
2011	Regional	Stanford, Calif.	at Stanford	L, 1-4

2013	Regional	Lincoln, Neb.	Northern Iowa	W, 4-0
2013	Regional	Lincoln, Neb.	Stanford	W, 7-1
2013	Regional	Lincoln, Neb.	Stanford	W, 10-5
2013	Super Reg.	Eugene, Ore.	at Oregon	W, 5-2
2013	Super Reg.	Eugene, Ore.	at Oregon	L, 3-4 (11)
2013	Super Reg.	Eugene, Ore.	at Oregon	W, 4-2
2013	WCWS	Oklahoma City	vs. Washington	L, 3-4 (8)
2013	WCWS	Oklahoma City	vs. Florida	L, 8-9 (15)

2014	Regional	Columbia, Mo.	vs. Kansas	L, 1-3
2014	Regional	Columbia, Mo.	vs. Bradley	W, 9-0 (5)
2014	Regional	Columbia, Mo.	vs. Kansas	W, 2-1
2014	Regional	Columbia, Mo.	at Missouri	W, 11-4
2014	Regional	Columbia, Mo.	at Missouri	W, 8-1
2014	Super Reg.	Tuscaloosa, Ala.	at Alabama	L, 5-6 (12)
2014	Super Reg.	Tuscaloosa, Ala.	at Alabama	L, 1-2

Year	Round	Location	Opponent	Result
2015	Regional	Baton Rouge, La.	vs. Arizona St.	L, 2-5
2015	Regional	Baton Rouge, La.	vs. Texas Southern	W, 5-0
2015	Regional	Baton Rouge, La.	at LSU	L, 2-3 (10)
2016	Regional	Columbia, Mo.	vs. Louisville	W, 3-2
2016	Regional	Columbia, Mo.	at Missouri	L, 0-8 (6)
2016	Regional	Columbia, Mo.	vs. BYU	W, 2-0
2016	Regional	Columbia, Mo.	at Missouri	L, 0-9 (5)
2022	Regional	Stillwater, Okla.	vs. North Texas	W, 3-0
2022	Regional	Stillwater, Okla.	at Oklahoma State	L, 4-7
2022	Regional	Stillwater, Okla.	vs North Texas	L, 0-3
2023	Regional	Stillwater, Okla.	vs. Wichita St.	L, 5-6
2023	Regional	Stillwater, Okla.	vs. UMBC	W, 3-2
2023	Regional	Stillwater, Okla.	vs. Wichita St.	W, 9-8 (9)
2023	Regional	Stillwater, Okla.	at Oklahoma St.	L, 2-5

26 NCAA Tournament Appearances (65-56)
2 NCAA Super Regional Appearances (2-3)
7 Women's College World Series Appearances (8-14)

ALL-TIME NCAA TOURNAMENT FINISHES

Year	Round	Finish	Ranking [^]	Final Game
1982	WCWS	t-5th	--	vs. Arizona State
1984	WCWS	t-3rd	--	vs. UCLA
1987	WCWS	t-3rd	--	vs. Texas A&M
1988	WCWS	t-5th	--	vs. Fresno State
1995	Regional	t-17th	18th	vs. Florida State
1996	Regional	t-17th	18th	vs. Nicholls State
1997	Regional	t-9th	25th	at Arizona
1998	WCWS	t-5th	5th	vs. Washington
1999	Regional	t-9th	20th	vs. Arizona State
2000	Regional	t-9th	14th	at Arizona
2001	Regional	t-17th	14th	vs. Pacific
2002	WCWS	t-5th	6th	vs. Florida State
2003	Regional	t-17th	13th	Iowa
2004	Regional	t-9th	14th	California
2005	Regional	t-33rd	25th	Iowa
2006	Regional	t-17th	15th	vs. California
2007	Regional	t-49th	NR	Creighton
2009	Regional	t-33rd	NR	vs. Jacksonville State
2010	Regional	t-33rd	NR	vs. North Carolina
2011	Regional	t-17th	21st	at Stanford
2013	WCWS	t-7th	8th	vs. Florida
2014	Super Reg.	t-9th	16th	at Alabama
2015	Regional	t-33rd	NR	at LSU
2016	Regional	t-17th	NR	at Missouri
2022	Regional	t-33rd	NR	vs. North Texas
2023	Regional	t-17th	NR	at Oklahoma State

[^]rankings from the NFCA Coaches Poll, which began in 1995

NCAA Tournament teams: 16 (1982-87); 20 (1988-93); 32 (1994-98); 48 (1999-2002); 64 (2003-present)

YEARLY BATTING STATISTICS

YR.	AVG.	G	AB	R	H	2B	3B	HR	RBI	SF	SH	SO	BB	HBP	SB-A	TB	SLG%	OB%	PO	A	E	FLD%
1976	.190	24	712	101	135	9	9	6	73	--	25*	72	78	--	28-	180	.253	--	453	163	81	.884
1977	.212	27	720	91	153	16	19	4	77	--	--	98	49	4	36-	219	.304	--	539	252	99	.889
1978	.260	39	1,067	220	278	21	25	17	179	10	46	109	103	7	41-	400	.375	.327	797	382	108	.916
1979	.258	51	1,386	216	357	26	25	19	177	10	46	141	118	5	57-	490	.354	.316	1,049	523	94	.944
1980	.252	50	1,357	196	342	25	27	12	172	--	--	118	90	--	44-	457	.337	--	993	424	82	.945
1981	.222	48	1,269	153	282	15	15	5	115	--	91*	143	109	11	33-	342	.270	--	1,030	499	101	.938
1982	.210	47	1,303	122	274	22	14	11	83	--	96*	134	83	--	39-	357	.274	--	1,110	410	84	.948
1983	.217	35	946	68	205	11	6	9	48	--	60*	151	58	2	19-	255	.270	--	775	366	78	.936
1984	.241	52	1,343	158	324	42	15	14	122	--	68*	183	95	4	40-	438	.326	--	1,105	536	68	.960
1985	.261	41	1,291	186	337	38	15	21	162	1	54	238	92	17	39-46	468	.363	.336	1,034	453	55	.964
1986	.261	48	1,324	196	346	42	22	17	152	7	35	203	86	15	45-53	483	.365	.347	1,023	322	65	.954
1987	.252	52	1,335	177	337	38	8	15	146	8	62	151	105	16	55-75	436	.327	.313	--	--	--	--
1988	.246	59	1,605	192	395	42	13	18	160	10	54	145	111	15	48-69	517	.322	.299	1,274	422	67	.962
1989	.233	60	1,507	150	351	43	7	8	125	2	69	160	77	15	86-107	432	.287	.277	1,227	623	82	.958
1990	.234	50	1,220	132	285	39	9	6	115	6	63	102	71	18	124-153	360	.295	.284	997	499	72	.954
1991	.223	40	1,038	106	231	22	7	8	82	5	51	130	97	16	74-102	291	.280	.298	867	411	49	.963
1992	.253	53	1,387	150	351	39	8	6	119	4	43	154	102	18	100-121	424	.306	.312	1,075	578	90	.948
1993	.246	41	1,040	130	256	33	9	8	121	--	52*	118	61	14	35-49	331	.318	--	808	482	58	.957
1994	.280	54	1,355	180	379	54	20	10	158	5	4	183	97	13	79-103	503	.371	.333	1,006	511	126	.923
1995	.315	63	1,706	333	538	94	11	45	291	14	37	242	179	15	66-79	789	.462	.382	1,225	615	78	.959
1996	.303	65	1,820	358	551	81	9	42	321	6	55	254	203	19	85-115	776	.426	.377	1,318	647	87	.958
1997	.244	53	1,448	201	353	62	8	42	185	6	37	320	143	10	40-60	557	.385	.315	1,110	567	81	.954
1998	.264	60	1,568	249	414	64	3	62	227	8	38	310	171	15	62-83	670	.333	.333	1,266	619	62	.968
1999	.241	56	1,384	194	333	47	5	26	161	6	46	313	170	28	66-97	468	.338	.334	1,137	513	74	.957
2000	.271	73	1,843	312	499	62	11	46	269	13	57	292	202	18	109-134	721	.391	.346	1,440	595	74	.965
2001	.270	66	1,728	275	466	74	3	40	249	5	36	313	138	19	95-119	666	.385	.330	1,362	496	53	.972
2002	.278	64	1,651	264	459	61	12	51	241	14	40	388	157	18	128-157	697	.422	.345	1,317	478	62	.967
2003	.287	56	1,535	255	440	63	7	40	228	12	24	320	156	21	92-115	637	.415	.358	1,180	455	53	.968
2004	.257	62	1,555	265	400	48	9	24	215	6	42	335	191	20	83-98	538	.346	.345	1,246	442	73	.959
2005	.275	59	1,567	232	431	49	3	19	188	5	62	364	142	29	91-108	543	.347	.345	1,207	377	64	.961
2006	.273	56	1,458	269	398	53	9	39	224	11	38	290	144	35	87-99	586	.402	.350	1,133	365	41	.973
2007	.240	57	1,464	177	351	50	2	14	145	7	63	275	133	39	51-71	447	.305	.318	1,194	448	53	.969
2008	.270	53	1,359	190	367	48	8	15	158	6	46	221	109	44	71-85	476	.350	.343	1,048	418	64	.958
2009	.277	54	1,396	251	387	58	2	31	209	15	44	253	181	48	68-82	542	.388	.376	1,085	471	52	.968
2010	.269	59	1,528	244	411	73	3	41	216	11	32	308	159	60	40-55	613	.401	.358	1,165	400	62	.962
2011	.301	55	1,459	294	439	66	1	58	270	9	33	271	179	42	49-62	681	.467	.391	1,092	295	43	.970
2012	.294	55	1,440	295	423	77	5	37	270	10	38	200	204	28	26-35	621	.431	.389	1,057	330	67	.954
2013	.286	61	1,645	318	470	77	1	58	290	14	44	244	215	45	45-61	723	.440	.380	1,257	587	62	.967
2014	.298	62	1,670	352	498	90	10	73	325	7	28	240	199	49	40-54	827	.495	.388	1,227	628	64	.967
2015	.337	58	1,554	400	524	83	11	52	370	18	23	162	217	52	44-50	785	.505	.431	1,091	528	60	.964
2016	.294	56	1,541	321	453	75	4	65	299	8	20	203	197	51	40-50	731	.474	.390	1,133	537	67	.961
2017	.271	53	1,381	225	374	71	4	32	199	9	22	174	130	22	37-48	549	.398	.341	1,039	482	77	.952
2018	.266	54	1,396	231	372	67	6	43	204	10	19	236	153	31	54-63	580	.415	.350	1,058	410	41	.973
2019	.267	52	1,342	254	358	78	11	44	231	13	16	280	184	31	75-91	590	.440	.365	986	376	77	.946
2020^	.265	23	597	108	158	39	4	23	99	5	4	111	64	12	18-22	274	.459	.345	440	158	32	.949
2021	.250	44	1,151	190	288	58	6	37	169	12	10	238	117	37	40-52	469	.407	.336	873	388	40	.969
2022	.310	57	1,557	342	482	85	10	76	317	10	10	237	178	26	47-56	815	.523	.387	1,119	442	47	.971
2023	.308	58	1,556	289	479	94	7	63	261	12	18	229	123	40	35-42	261	.499	.371	1,120	464	49	.970

Total .267 2,523 66,504 10,612 17,734 2,524 458 1,452 9,217 -- -- 10,356 6,420 -- 2,806 25,015 .376 -- -- -- -- --

*combined total of sacrifice flies and sacrifice hits; ^2020 season was canceled after 23 games due to the pandemic

YEARLY PITCHING STATISTICS

YR.	ERA	G	CG	W-L	SV	SHO	IP	H	R	ER	BB	SO	2B	3B	HR	AB	Avg.	WP	HBP	BK
1976	--	24	--	9-15	--	--	--	--	--	--	--	--	--	--	--	---	--	--	--	--
1977	3.85	27	21	12-15	--	4	180.0	148	121	77	99	40	--	--	--	842	--	6	0	0
1978	2.45	39	32	25-14	--	6	265.2	266	151	93	58	89	--	--	--	1,195	--	7	9	0
1979	2.36	51	36	33-18	0	4	349.2	300	164	118	81	144	12	15	5	--	--	--	--	--
1980	1.85	50	--	27-23	--	8	340.2	323	138	90	94	107	--	--	--	1,479	--	--	--	--
1981	1.57	48	42	27-21	0	11	343.1	251	120	77	57	166	9	9	7	1,427	--	--	2	--
1982	0.93	47	--	33-14	1	16	370.0	208	69	49	72	320	14	14	6	1,430	--	--	13	--
1983	1.60	35	22	17-18	17	3	258.1	181	95	59	67	133	21	6	3	1,046	--	--	10	--
1984	0.67	52	31	39-13	13	23	368.1	227	63	35	58	197	21	4	1	--	--	--	5	--
1985	0.65	41	38	33-8	3	23	344.2	182	57	32	59	318	--	--	1	1,310	--	0	4	0
1986	0.68	48	34	38-10	8	22	341.0	184	66	33	79	342	--	--	4	1,318	--	--	6	--
1987	0.56	52	43	41-11	4	23	363.0	219	58	29	123	287	--	--	--	--	--	0	5	0
1988	0.92	59	50	39-20	3	21	424.1	230	83	56	82	413	--	--	--	--	--	0	5	0
1989	1.82	60	47	32-28	4	17	408.0	344	151	106	100	148	--	--	--	--	--	2	8	0
1990	1.43	50	43	31-19	3	13	332.0	271	102	68	65	117	--	--	--	--	--	0	5	0
1991	1.19	40	33	22-18	3	10	289.0	235	78	49	42	149	25	7	3	1,167	.221	--	16	--
1992	2.09	53	38	23-30	3	5	358.1	365	173	107	106	112	38	4	7	1,587	.258	--	--	--
1993	3.21	41	--	18-23	3	1	270.1	300	165	124	112	87	35	13	8	--	--	--	7	--
1994	3.24	54	35	21-33	3	8	337.0	404	255	156	132	134	53	10	17	--	--	--	14	--
1995	2.26	63	40	43-20	5	12	408.1	348	187	132	179	266	53	11	8	1,553	.227	49	15	0
1996	2.51	65	37	42-23	0	14	438.1	388	230	157	245	286	67	12	19	1,984	.234	44	21	0
1997	2.23	53	41	29-24	1	5	367.2	359	170	117	89	230	41	9	13	1,595	.250	23	18	2
1998	1.48	60	46	48-12	3	17	422.0	354	125	89	75	278	47	4	14	1,724	.225	10	10	1
1999	1.46	56	36	35-21	4	10	379.0	297	137	79	127	290	37	3	22	1,606	.210	23	8	0
2000	1.91	73	38	52-21	7	27	480.0	378	163	131	165	453	50	2	23	1,795	.211	33	12	2
2001	1.45	66	39	51-15	6	24	454.0	267	120	94	116	502	40	5	32	1,599	.167	16	7	1
2002	1.51	64	42	50-14	6	27	439.0	288	112	95	111	387	41	0	26	1,575	.183	21	8	1
2003	1.53	56	41	39-17	3	16	393.2	282	105	86	93	357	43	2	27	1,419	.199	13	33	0
2004	1.10	62	51	45-17	0	26	415.1	244	97	65	91	467	33	2	26	1,446	.169	10	10	1
2005	1.84	59	40	36-23	1	11	402.1	304	152	106	89	421	52	3	44	1,494	.203	25	23	0
2006	1.65	56	39	44-12	3	17	377.2	263	110	89	89	476	49	4	23	1,367	.192	21	25	0
2007	1.41	57	44	37-20	5	12	398.0	278	120	80	128	455	40	3	24	1,414	.197	19	20	3
2008	3.47	53	31	25-28	2	9	349.1	363	219	173	177	302	63	3	38	1,376	.264	24	17	3
2009	1.95	54	32	35-19	3	9	361.2	292	130	101	162	299	47	0	20	1,338	.218	17	18	3
2010	3.17	59	31	30-29	8	10	388.1	319	213	176	209	408	58	6	47	1,448	.220	26	33	2
2011	1.96	55	36	41-14	3	13	364.0	250	116	102	158	435	34	4	31	1,305	.192	21	36	1
2012	2.86	55	41	33-22	1	11	352.1	284	192	144	199	383	42	4	28	1,323	.215	30	49	0
2013	1.85	61	45	45-16	2	16	419.0	316	152	111	213	346	34	6	20	1,518	.208	13	51	1
2014	1.92	62	44	44-18	5	18	409.0	320	153	112	185	329	44	8	24	1,512	.212	13	57	3
2015	4.33	58	24	35-23	6	6	363.2	418	268	225	194	196	76	7	53	1,476	.283	18	24	1
2016	3.93	56	21	35-21	6	6	377.2	406	254	212	170	237	69	9	48	1,482	.274	31	24	0
2017	4.35	53	18	24-29	7	1	346.1	450	285	215	188	202	78	9	27	1,457	.309	20	28	3
2018	3.99	54	14	31-23	9	5	352.2	41	226	201	165	217	74	4	39	1,418	.295	19	19	0
2019	4.58	52	9	21-31	4	3	328.2	386	276	215	185	250	76	9	44	1,354	.285	17	22	0
2020^	5.54	23	6	9-14	1	0	146.2	196	138	116	82	113	42	4	27	626	.313	8	19	0
2021	3.42	44	15	22-22	5	3	291.0	303	171	142	118	173	50	9	25	1,133	.267	26	20	0
2022	2.78	57	17	41-16	6	9	373.1	370	190	148	151	300	68	6	27	1,449	.255	23	34	0
2023	3.54	58	27	36-22	4	12	373.1	380	222	189	199	255	59	9	28	1,477	.257	37	40	0
Total	2.18	2,515	--	1,578-937	--	567	16,906.2	13,782	7,142	5,260	5,383	12,616	--	--	--	--	--	--	--	--

^2020 season was canceled after 23 games due to the pandemic

INDIVIDUAL & TEAM GAME RECORDS

INDIVIDUAL OFFENSIVE RECORDS

HITS (SEVEN INNINGS OR LESS)

5.....Jessica Yoachim 2/19/05..... vs. Texas-San Antonio
 5.....Lizzy Rock..... 2/24/06 vs. Illinois
 5.....Alyvia Simmons..... 4/8/17..... at Rutgers (Game 2)
 4.....63 times.....last by Courtney Wallace at Oklahoma St. (5/21/23)

HITS (ANY LENGTH GAME)

6.....Ann Schroeder..... 5/8/82 vs. NE Missouri St. (22-inn.)
 6.....Cindy Aerni 5/8/82 vs. NE Missouri St. (22-inn.)

CONSECUTIVE GAMES HITTING STREAK

26.....Anne SteffanFeb. 18, 2005 to March 23, 2005
 25.....Taylor Edwards.....May 30, 2013 to March 8, 2014
 23.....Billie AndrewsFeb.12, 2022 to March 19, 2022
 21.....MJ Knighten.....March 11, 2015 to April 12, 2015

RUNS (SEVEN INNINGS OR LESS)

5.....Kiki Stokes 4/3/16..... at Maryland
 4.....17 times.....last by Tristen Edwards vs. Pittsburgh (2/17/19)

DOUBLES (ANY LENGTH GAME)

3.....Jamie Fuente 3/15/01..... vs. Syracuse
 3.....Kim Ogee 4/13/03..... vs. Texas Tech
 3.....Alicia Armstrong 4/6/14..... at Illinois
 3.....Bri Cassidy 2/8/19 vs. Lamar
 3.....Cam Ybarra 3/7/20 vs. Lehigh

TRIPLES (SEVEN INNINGS OR LESS)

2.....Margie Ogrodowicz..... 1988 vs. Creighton
 2.....Kim Ogee..... 2/18/00 vs. UC Santa Barbara
 2.....Courtney Wallace 2/8/19 vs. Lamar
 2.....Courtney Wallace 3/30/19 vs. Illinois

HOME RUNS (SEVEN INNINGS OR LESS)

3.....Christie McCoy 4/18/98 vs. Missouri
 3.....Kaylan Jablonski 3/17/18 at Cal State Fullerton
 2.....70 times.....last by Billie Andrews & Mya Felder at Northwestern (4/30/23)

RBIs (SEVEN INNINGS OR LESS)

8.....Taylor Edwards..... 2/9/13..... vs. Illinois-Chicago
 8.....Alicia Armstrong 4/16/16 vs. Omaha
 8.....Tristen Edwards 2/17/19 vs. Pittsburgh
 7.....Jenny Smith..... 4/6/96 vs. Kansas
 7.....Tatum Edwards 2/17/12 at New Mexico State
 7.....Tatum Edwards 4/12/14 vs. Iowa

WALKS (ANY LENGTH GAME)

4.....Sheena Lawrick 2/19/05..... vs. Texas-San Antonio
 4.....Meghan Mullin 3/18/09 vs. South Dakota
 4.....Ashley Guile 2/19/10..... vs. Central Michigan
 4.....Gabby Banda 2/12/12..... vs. Georgia Tech
 4.....Taylor Edwards..... 4/24/14..... at UNO
 4.....Alicia Armstrong 4/19/15..... vs. Northwestern
 4.....MJ Knighten..... 4/17/16 vs. Northwestern
 4.....Billie Andrews 4/1/22 vs. Rutgers
 4.....Billie Andrews 4/2/22 vs. Rutgers

STOLEN BASES (SEVEN INNINGS OR LESS)

4.....Kelly Erisman..... 1981 vs. Kansas State
 4.....Denise Day..... 1982 vs. Iowa State

INDIVIDUAL PITCHING RECORDS

INNINGS (BY ONE PITCHER)

19.....Jeanne Wagner 5/8/82 vs. Northeast Missouri State
 19.....Sandy Wolterman 5/7/83 vs. UC Santa Barbara

STRIKEOUTS (ANY LENGTH GAME)

23.....Lori Sippel 4/24/88 vs. Indiana State (12 inn.)

STRIKEOUTS (SEVEN INNINGS OR LESS)

19.....Ashley Hagemann..... 2/7/09 vs. North Dakota

ALL-TIME NEBRASKA NO-HITTERS (40)

Rhonda Revelle 4/10/81 vs. Wayne State (7-0)
 Sandy Wolterman 4/16/82 vs. Southwest Missouri State (1-0)
 Jeanne Wagner 5/8/82 vs. Nebraska-Omaha (3-2)
 Sandy Wolterman 5/8/82 vs. Northwestern (5-0)
 Shelby Mertins 3/8/84 vs. Mesa College (1-0)
 Shelby Mertins 4/12/84 vs. Grandview (5-0)
 Lori Sippel 3/21/85 vs. Cal State Northridge (3-0)
 Lori Sippel 5/23/85 vs. Louisiana Tech (6-0) (WCWS)
 Lori Sippel 4/9/86 vs. Drake (2-0) (PERFECT GAME)
 Lori Sippel 4/11/87 vs. Utah (9-0) (5 inn.)
 Lori Sippel 3/18/88 vs. Baylor (5-0)
 Lori Sippel 4/24/88 vs. Indiana State (1-0) (12 inn.)
 Stephanie Skegas 4/15/89 vs. Kansas (3-0)
 Stephanie Skegas 3/16/90 vs. Furman (1-0)
 Marie Bowie 4/8/90 vs. Pittsburg State (12-0) (5 inn.)
 Stacie Stafford 4/27/96 vs. Texas Tech (10-0) (5 inn.)
 Jenny Voss 3/2/97 vs. Nicholls State (8-0)
 Jenny Voss 3/18/99 vs. San Jose State (4-0)
 Combined 5/13/99 vs. Kansas (1-0)
 (Leigh Ann Walker & Jenny Voss)
 Jenny Voss 3/17/00 vs. Southeast Missouri St. (7-2)
 Penny Cope 3/18/00 vs. Drake (5-0) (5 inn.)
 Combined 3/16/02 vs. IUPUI (11-0) (5 inn.)
 (Peaches James & Lisa Wangler)
 Summer Tobias 3/18/03 vs. UMKC (9-0) (5 inn.)
 Peaches James 4/10/03 vs. Kansas (8-0) (5 inn.)
 Peaches James 2/20/04 vs. Houston (2-0)
 Summer Tobias 3/7/04 vs. Utah (12-0) (5 inn.)
 Summer Tobias 3/13/04 vs. Florida A&M (8-0) (5 inn.)
 Peaches James 5/14/04 vs. Oklahoma (7-0) (PERFECT GAME)
 Ashley DeBuhr 4/13/05 vs. Iowa State (2-0) (PERFECT GAME)
 Molly Hill 4/12/06 vs. South Dakota State (8-0) (5 inn.)
 Ashley DeBuhr 4/26/06 vs. Kansas (1-0)
 Ashley DeBuhr 4/1/07 vs. Texas Tech (6-0)
 Alex Hupp 3/8/08 vs. Northern Colorado (8-0) (5 inn.)
 Ashley Hagemann 4/6/12 vs. Illinois (11-0) (6 inn.)
 Emily Lockman 2/16/13 vs. Utah State (9-0) (6 inn.)
 Tatum Edwards 2/23/14 vs. Boise State (4-0) (6 inn.)
 Tatum Edwards 5/17/14 vs. Bradley (9-0) (5 inn.)
 Combined 2/7/15 vs. Montana (13-4) (6 inn.)
 (Kaylan Jablonski & Cassie McClure)
 Kaylan Jablonski 4/29/16 vs. Purdue (8-0) (5 inn.)
 Sarah Harness 2/24/23 at New Mexico St. (5-0)

TEAM RECORDS

HITS

22 2/24/96 vs. Creighton (7 inn.)

HOME RUNS

6 2/24/96 vs. Creighton (7 inn.)

RUNS

26 4/3/16 vs. Maryland (W, 26-4) (5 inn.)

RUNS (BY BOTH TEAMS)

30 4/3/16 vs. Maryland (W, 26-4) (5 inn.)

RBIs

23 4/3/16 vs. Maryland (W, 26-4) (5 inn.)

DOUBLE PLAYS

3 (8 times) last vs. Michigan State (4/10/22)

LARGEST MARGIN OF VICTORY

23 4/11/96 vs. UMKC (23-0, 5 inn.)

INNINGS

22 5/8/82 vs. Northeast Missouri State

TEAM SEASON RECORDS

BATTING

BATTING AVERAGE

1. .337.....	2015 (524/1,554)
2. .315.....	1995 (538/1,706)
3. .310.....	2022 (482/1,557)
4. .308.....	2023 (479/1,556)
5. .303.....	1996 (551/1,820)

AT BATS

1. 1,843.....	2000
2. 1,820.....	1996
3. 1,721.....	2001
4. 1,706.....	1995
5. 1,670.....	2014

HITS

1. 551.....	1996
2. 538.....	1995
3. 524.....	2015
4. 499.....	2000
5. 498.....	2014

RUNS SCORED

1. 400.....	2015
2. 358.....	1996
3. 352.....	2014
4. 342.....	2022
5. 333.....	1995

DOUBLES

1. 94.....	1995
94.....	2023
3. 90.....	2014
4. 83.....	2015
5. 81.....	1996

TRIPLES

1. 29.....	1979
2. 27.....	1980
3. 25.....	1978
4. 22.....	1986
5. 20.....	1994

HOME RUNS

1. 76.....	2022
2. 73.....	2014
3. 65.....	2016
4. 63.....	2023
5. 62.....	1998

EXTRA-BASE HITS

1. 173.....	2014
2. 171.....	2022
3. 164.....	2023
4. 150.....	1995
5. 146.....	2015

RBIs

1. 370.....	2015
2. 325.....	2014
3. 321.....	1996
4. 317.....	2022
5. 299.....	2016

SLUGGING PERCENTAGE

1. .523.....	2022
2. .505.....	2015
3. .499.....	2023
4. .495.....	2014
5. .474.....	2016

TOTAL BASES

1. 827.....	2014
2. 815.....	2022
3. 789.....	1995
4. 785.....	2015
5. 776.....	1996
776.....	2023

ON-BASE PERCENTAGE

1. .431.....	2015
2. .391.....	2011
3. .390.....	2016
4. .389.....	2012
5. .388.....	2014

WALKS

1. 217.....	2015
2. 215.....	2013
3. 204.....	2012
4. 203.....	1996
5. 202.....	2000

HIT-BY-PITCHES

1. 60.....	2010
2. 52.....	2015
3. 51.....	2016
4. 49.....	2014
5. 48.....	2009

STOLEN BASES

1. 128.....	2002
2. 124.....	1990
3. 109.....	2000
4. 100.....	1992
5. 95.....	2001

SACRIFICES

1. 96.....	1982
2. 91.....	1981
3. 71.....	1989
4. 70.....	1987
70.....	2000
70.....	2007

PITCHING

EARNED RUN AVERAGE

1. 0.56.....	1987
2. 0.65.....	1985
3. 0.67.....	1984
4. 0.68.....	1986
5. 0.92.....	1988

INNINGS

1. 480.0.....	2000
2. 454.0.....	2001
3. 439.0.....	2002
4. 438.1.....	1996
5. 424.1.....	1988

RUNS ALLOWED

1. 57.....	1985
2. 58.....	1987
3. 63.....	1984
4. 66.....	1986
5. 69.....	1982

EARNED RUNS ALLOWED

1. 29.....	1987
2. 32.....	1985
3. 33.....	1986
4. 35.....	1984
5. 49.....	1982
49.....	1991

STRIKEOUTS

1. 502.....	2001
2. 476.....	2006
3. 467.....	2004
4. 455.....	2007
5. 453.....	2000

SHUTOUTS

1. 27.....	2000
27.....	2002
3. 26.....	2004
4. 24.....	2001
5. 23.....	1984
23.....	1985
23.....	1987

COMPLETE GAMES

1. 51.....	2004
2. 50.....	1988
3. 47.....	1989
4. 46.....	1998
5. 45.....	2013

SAVES

1. 17.....	1983
2. 13.....	1984
3. 9.....	2018
4. 8.....	1986
8.....	2010

OVERALL

GAMES PLAYED

1. 73.....	2000
2. 66.....	2001
3. 65.....	1996
4. 64.....	2002
5. 63.....	1995

VICTORIES

1. 52.....	2000 (52-21)
2. 51.....	2001 (51-15)
3. 50.....	2002 (50-14)
4. 48.....	1998 (48-12)
5. 45.....	2004 (45-17)
45.....	2013 (45-16)

WIN PERCENTAGE

1. .800.....	1998 (48-12)
2. .792.....	1986 (38-10)
3. .788.....	1987 (41-11)
4. .786.....	2006 (44-12)
5. .781.....	2002 (50-14)

WINNING STREAK

1. 23...Feb. 22-March 27, 2002	
2. 18.....	March 9-30, 2001
18...March 18-April 17, 2022	
4. 17....	April 11-May 20, 1987
17....	April 15-May 24, 1984
17.....	April 1-29, 2001

LOSING STREAK

1. 12.....	March 9-26, 2019
2. 10.....	April 17-26, 1993
10.....	March 5-26, 1994
10.....	Feb. 9-25, 2017
5. 8.....	April 20-May 5, 2018

NCAA TOURNAMENT VICTORIES

1. 5.....	2002
5.....	2013
3. 4.....	1984
4.....	1987
4.....	1988
4.....	1998
4.....	1999
4.....	2014

POSTSEASON WIN PERCENTAGE

1. .714.....	2002 (5-2)
2. .667.....	1984 (4-2)
.667.....	1987 (4-2)
.667.....	1998 (4-2)
.667.....	1999 (4-2)

INDIVIDUAL SEASON RECORDS

BATTING

BATTING AVERAGE (MIN. 100 AT BATS)

1. Tobin Echo-Hawk, 1994....439 (68-155)
2. Ali Viola, 1995.....437 (87-199)
3. Ali Viola, 1998.....424 (72-170)
4. Ali Viola, 1996.....421 (85-202)
5. MJ Knighten, 2015412 (82-199)
6. Kiki Stokes, 2016.....409 (74-181)
7. Kiki Stokes, 2015.....407 (72-177)
8. Tobin Echo-Hawk, 1995 .405 (85-210)
9. Anne Steffan, 2005388 (80-206)
10. Jennifer Lizama, 1999387 (63-163)
11. Ashley Guile, 2010.....382 (60-157)
12. Steph Pasquale, 2015379 (61-161)
13. Lizzy Rock, 2005.....378 (62-164)
14. Jennifer Lizama, 2000378 (68-180)
15. MJ Knighten, 2016376 (64-170)
16. Tristen Edwards, 2019 ...376 (56-149)
17. Gloria Von Rentzell, 1995...373 (66-177)
18. Mya Felder, 2022373 (60-161)
19. Jennifer Lizama, 1997372 (64-172)
20. Lizzy Rock, 2006.....370 (71-192)

AT BATS

1. Kim Ogee, 2000.....221
2. Hailey Decker, 2014217
3. Karla Knicely, 1996.....212
- Gloria Von Rentzell, 1996.....212
5. Amber Burgess, 2000211
6. Tobin Echo-Hawk, 1995210
7. Tobin Echo-Hawk, 1996209
8. Anne Steffan, 2004208
9. Kim Ogee, 2001.....207
10. Leigh Suhr, 2001.....206
- Anne Steffan, 2005206

HITS

1. Ali Viola, 1995.....87
2. Tobin Echo-Hawk, 199585
- Ali Viola, 1996.....85
4. MJ Knighten, 201582
5. Anne Steffan, 200580
- Hailey Decker, 201480
7. Anne Steffan, 200474
- Kim Ogee, 2000.....74
- Kiki Stokes, 2016.....74
10. Ali Viola, 199872
- Kiki Stokes, 2015.....72

RUNS SCORED

1. Kiki Stokes, 2015.....66
2. Tobin Echo-Hawk, 199661
- MJ Knighten, 201661
4. Ali Viola, 1996.....59
5. Taylor Edwards, 2014.....58
- Kiki Stokes, 2016.....58
7. Tobin Echo-Hawk, 199555
- Jennifer Lizama, 199855
- Kim Ogee, 2002.....55
10. Billie Andrews, 202254

DOUBLES

1. Tobin Echo-Hawk, 199522
2. Ali Viola, 1995.....21
- Hailey Decker, 201421
4. Kim Ogee, 2003.....16
- Alyvia Simmons, 2017.....16
6. Jane Kremer, 1988.....15
- Ashley Guile, 2010.....15
8. Tobin Echo-Hawk, 199414
- Ali Viola, 1996.....14
- Crystal Carwile, 200714
- Brooke Thomason, 2010.....14
- Gabby Banda, 201214
- Brooke Thomason, 2012.....14
- Taylor Edwards, 2013.....14
- Cam Ybarra, 202214
- Caitlynn Neal, 202314

TRIPLES

1. Kathy Foley, 198010
2. Margie Ogradowicz, 19889
3. Kathy Foley, 19796
- Julie Uryasz, 19796
- Laura Lowe, 1980.....6
- Margie Ogradowicz, 19866
7. Shelley Scott, 19785
- Julie Uryasz, 19785
- Kiki Stokes, 2015.....5
10. Betsy Anderson, 19774
- Denise Day, 1985.....4
- Denise McMillan, 19934
- Sherry Allcorn, 1994.....4
- Denise McMillan, 19944
- Lisa Wangler, 2002.....4
- Kiki Stokes, 2014.....4
- MJ Knighten, 20154
- Alyvia Simmons, 2018.....4
- Courtney Wallace, 2019.....4

HOME RUNS

1. Ali Viola, 1998.....22
2. MJ Knighten, 201621
3. Billie Andrews, 202220
4. Taylor Edwards, 2011.....18
- Taylor Edwards, 2014.....18
6. Christie McCoy, 1998.....17
7. Jennifer Lizama, 199916
- Billie Andrews, 202316
9. Ali Viola, 1996.....15
- Jamie Fuente, 200015
- Tristen Edwards, 2019.....15

EXTRA-BASE HITS

1. Ali Viola, 1995.....35
- Hailey Decker, 201435
3. Ali Viola, 1996.....32
4. Ali Viola, 1998.....31
5. Tobin Echo-Hawk, 199530
6. MJ Knighten, 201629
- Billie Andrews, 202329
8. Billie Andrews, 202228
9. Taylor Edwards, 2013.....27
- Tristen Edwards, 2019.....27
- Cam Ybarra, 202227

RBI's

1. Ali Viola, 1995.....72
2. Ali Viola, 1996.....71
3. Taylor Edwards, 2011.....67
4. MJ Knighten, 201560
- MJ Knighten, 201660
6. Brooke Thomason, 2013.....58
7. Ali Viola, 1998.....57
8. Jenny Smith, 199654
- Taylor Edwards, 2013.....54
- Steph Pasquale, 201554

TOTAL BASES

1. Ali Viola, 1996.....150
2. Ali Viola, 1995.....149
3. Ali Viola, 1998.....147
4. Hailey Decker, 2014143
5. MJ Knighten, 2016135
6. Tobin Echo-Hawk, 1995129
7. Taylor Edwards, 2014.....127
8. Billie Andrews, 2022128
- Billie Andrews, 2023128
10. Kiki Stokes, 2015.....124

SLUGGING PERCENTAGE (MIN. 100 AT BATS)

1. Ali Viola, 1998......865 (147-170)
2. MJ Knighten, 2016794 (135-170)
3. Tristen Edwards, 2019...758 (113-149)
4. Ali Viola, 1995.....749 (149-199)
5. Jennifer Lizama, 1999 .748 (122-163)
6. Ali Viola, 1996.....743 (150-202)
7. Taylor Edwards, 2011..738 (118-160)
8. Billie Andrews, 2022715 (128-179)
9. Kiki Stokes, 2015.....701 (124-177)
10. Denise Day, 1985.....690 (100-145)

STOLEN BASES

1. Anne Steffan, 200532
- Jessica Yoachim, 200632
3. Kim Ogee, 2002.....31
4. Anne Steffan, 200429
- Joy Rishel, 1990.....29
6. Jennifer Lizama, 200027
- Kim Ogee, 2001.....27
- Jessica Yoachim, 200527
9. Jennifer Lizama, 199925
- Lizzy Rock, 2006.....25

WALKS

1. Gabby Banda, 201341
- Taylor Edwards, 2014.....41
3. Ali Viola, 1998.....40
- Jennifer Lizama, 199940
- Taylor Edwards, 2012.....40
6. Ali Viola, 1996.....39
- MJ Knighten, 201639
8. Amy Offenbacher, 199538
9. Kim Ogee, 2002.....37
- Taylor Edwards, 2011.....37
- Billie Andrews, 202237

INDIVIDUAL SEASON RECORDS

HIT BY PITCH

1. Kiki Stokes, 2015.....	17
Tristen Edwards, 2021.....	17
3. Taylor Edwards, 2013.....	16
4. Alicia Armstrong, 2016.....	15
5. Taylor Edwards, 2014.....	13
6. Julie Brechtel, 2010.....	11
Ashley Guile, 2010.....	11
8. Trisha Tannahill, 2006.....	10
Austen Urness, 2014.....	10
Alicia Armstrong, 2015.....	10
Abbie Squier, 2023.....	10

SACRIFICES

1. Lizzy Rock, 2005.....	27
2. Deanne Carr, 1982.....	22
3. Deanna Mays, 1989.....	21
4. Denice Feldhaus, 1984.....	20
Gloria Von Rentzell, 1996.....	20
6. Jessica Yoachim, 2005.....	19
7. Rockie Candelario, 1981.....	18
Meghan Mullin, 2007.....	18
9. Kris Hermanson, 1979.....	17
10. Ruth Chatwin, 1988.....	16
Tobin Echo-Hawk, 1996.....	16

GAMES PLAYED

1. Amber Burgess, 2000.....	73
Jamie Fuente, 2000.....	73
Jenifer Williams, 2000.....	73
4. Kim Ogee, 2000.....	72
5. Jill Baker, 2000.....	69
6. Ginger Taylor, 2000.....	68
7. Amanda Buchholz, 2001.....	66
Amber Burgess, 2001.....	66
Jamie Fuente, 2001.....	66
Kim Ogee, 2001.....	66
Cindy Roethemeyer, 2001.....	66
Leigh Suhr, 2001.....	66

FIELDING

PUTOUTS

1. Jamie Fuente, 1998.....	519
2. Deanna Mays, 1989.....	470
3. Gloria Von Rentzell, 1995.....	465
4. Amber Burgess, 2001.....	455
5. Amber Burgess, 2000.....	435
6. Dawna Tyson, 2014.....	427
7. Jamie Fuente, 1999.....	413
Mya Felder, 2023.....	413
9. Mattie Fowler, 2016.....	411
10. Jamie Fuente, 2000.....	409
Taylor Edwards, 2011.....	409

ASSISTS

1. Tobin Echo-Hawk, 1996.....	170
2. Ali Viola, 1995.....	160
Cindy Roethemeyer, 1998.....	160
4. Shae Sloan, 1992.....	154
5. Tobin Echo-Hawk, 1995.....	151
6. Ali Viola, 1996.....	150
Alicia Armstrong, 2013.....	150
8. Denise Day, 1984.....	147
9. MJ Knighten, 2014.....	146
10. Alicia Armstrong, 2014.....	143

FIELDING PERCENTAGE (MIN. 150 CHANCES)

1. Mattie Fowler, 2016.....	1.000 (435)
Jenny Smith, 1996.....	1.000 (272)
3. Jamie Fuente, 2000.....	.998 (430)
4. Madi Unzicker, 2018.....	.997 (363)
5. Mary K. Wolda, 1986.....	.996 (236)
6. Jamie Waldecker, 2005.....	.995 (435)
7. Kris Vucurevic, 1991.....	.995 (202)
8. Denice Feldhaus, 1984.....	.994 (359)
9. Sheena Lawrick, 2005.....	.994 (358)
10. Crystal Carwile, 2006.....	.994 (353)

PITCHING

VICTORIES

1. Jenny Voss, 1998 (40-9).....	40
2. Peaches James, 2004 (37-9).....	37
3. Ashley Hagemann, 2011 (31-13).....	31
4. Tatum Edwards, 2013 (30-10).....	30
5. Leigh Ann Walker, 2002 (28-5).....	28
6. Ashley DeBuhr, 2006 (26-10).....	26
7. Molly Hill, 2009 (25-15).....	25
Courtney Wallace, 2023 (25-16).....	25
9. Mori Emmons, 1984 (24-5).....	24
Jenny Voss, 1997 (24-19).....	24
Ashley DeBuhr, 2005 (24-21).....	24
Tatum Edwards, 2014 (24-13).....	24

WIN PERCENTAGE (MIN. 10 DECISIONS)

1. Molly Hill, 2006.....	.900 (18-2)
2. Lori Sippel, 1987.....	.870 (20-3)
3. Marlys Handley, 1986.....	.867 (13-2)
4. Leigh Ann Walker, 2002.....	.848 (28-5)
5. Mori Emmons, 1984.....	.828 (24-5)
6. Jenny Voss, 1998.....	.816 (40-9)
7. Peaches James, 2004.....	.804 (37-9)
8. Mori Emmons, 1985.....	.800 (12-3)
Emily Lockman, 2014.....	.800 (20-5)
10. Summer Tobias, 2003.....	.789 (15-4)

INNINGS PITCHED

1. Jenny Voss, 1998.....	340.1
2. Peaches James, 2004.....	298.1
3. Jenny Voss, 1997.....	295.1
4. Ashley DeBuhr, 2005.....	288.2
5. Ashley Hagemann, 2011.....	276.1
6. Ashley Hagemann, 2012.....	261.1
7. Molly Hill, 2009.....	257.1
8. Tatum Edwards, 2013.....	253.1
9. Lori Sippel, 1988.....	245.2
10. Peaches James, 2003.....	243.2

EARNED RUN AVERAGE (MIN. 100 INNINGS)

1. Lori Sippel, 1986.....	0.37 (7/133.0)
2. Lori Sippel, 1987.....	0.38 (9/168.0)
3. Jeanne Wagner, 1982.....	0.41 (11/187.0)
4. Lori Sippel, 1985.....	0.42 (9/148.7)
5. Donna Deardorff, 1987.....	0.43 (9/147.0)
6. Mori Emmons, 1984.....	0.56 (17/213.3)
7. Peaches James, 2004.....	0.70 (30/298.1)
8. Mori Emmons, 1985.....	0.73 (11/105.0)
9. Lori Sippel, 1988.....	0.83 (29/215.7)
10. Stephanie Skegas, 1991.....	0.87 (21/169.0)

STRIKEOUTS

1. Peaches James, 2004.....	394
2. Ashley Hagemann, 2011.....	344
3. Ashley DeBuhr, 2005.....	335

4. Ashley Hagemann, 2012.....	320
5. Ashley DeBuhr, 2006.....	304
6. Lori Sippel, 1988.....	285
7. Leigh Ann Walker, 2001.....	278
8. Ashley DeBuhr, 2007.....	268
9. Peaches James, 2003.....	250
10. Jenny Voss, 1998.....	235

WALK PERCENTAGE (MIN. 100 INNINGS)

1. Mori Emmons, 1985.....	0.467 (7/105.0)
2. Mori Emmons, 1984.....	0.689 (21/213.1)
3. Stephanie Skegas, 1991.....	0.746 (18/169.0)
4. Lori Sippel, 1986.....	0.789 (15/133.0)
5. Alison Bodley, 1979.....	1.067 (16/105.0)
6. Summer Tobias, 2003.....	1.140 (22/134.2)
7. Rhonda Revelle, 1981.....	1.130 (22/136.1)
8. Sandy Wolterman, 1981.....	1.184 (35/207.0)
9. Jenny Voss, 1998.....	1.234 (60/340.1)
10. Ashley DeBuhr, 2006.....	1.283 (42/229.1)

SHUTOUTS

1. Peaches James, 2004.....	18
2. Lori Sippel, 1988.....	14
Jenny Voss, 1998.....	14
4. Lori Sippel, 1987.....	12
Leigh Ann Walker, 2002.....	12
Ashley DeBuhr, 2006.....	12
7. Donna Deardorff, 1987.....	10
Jenny Voss, 2000.....	10
Tatum Edwards, 2013.....	10
10. Marlys Handley, 1986.....	9
Peaches James, 2002.....	9
Peaches James, 2003.....	9
Tatum Edwards, 2014.....	9

SAVES

1. Rhonda Revelle, 1983.....	7
2. Mori Emmons, 1984.....	6
Sandy Wolterman, 1984.....	6
Lori Sippel, 1987.....	6
Kaylan Jablonski, 2018.....	6
6. Mori Emmons, 1983.....	5
Ashley Hagemann, 2010.....	5
Cassie McClure, 2015.....	5
Cassie McClure, 2016.....	5
10. Sandy Wolterman, 1983.....	4
Lori Sippel, 1986.....	4
Stacie Stafford, 1995.....	4
Jenny Voss, 2000.....	4
Peaches James, 2002.....	4
Ashley DeBuhr, 2007.....	4
Tatum Edwards, 2014.....	4
Courtney Wallace, 2022.....	4

COMPLETE GAMES

1. Jenny Voss, 1998.....	46
2. Peaches James, 2004.....	39
3. Jenny Voss, 1997.....	36
4. Ashley Hagemann, 2012.....	34
5. Ashley DeBuhr, 2005.....	32
Ashley Hagemann, 2011.....	32
7. Tatum Edwards, 2013.....	30
8. Lori Sippel, 1988.....	29
Tatum Edwards, 2014.....	29
10. Jenny Voss, 1999.....	27
Peaches James, 2003.....	27
Molly Hill, 2009.....	27

FRESHMAN & SOPHOMORE RECORDS

FRESHMAN RECORDS

BATTING AVERAGE (MIN. 100 AT BATS)

1. Ali Viola, 1995437 (87-199)
2. Jennifer Lizama, 1997..... .372 (64-172)
3. Katelyn Caneda, 2023366 (63-172)

HITS

1. Ali Viola, 1995 87
2. Kim Ogee, 2000 74
3. Jennifer Lizama, 1997..... 64

RUNS

1. Jennifer Lizama, 1997 47
2. Kim Ogee, 2000 46
3. Ali Viola, 1995 43

DOUBLES

1. Ali Viola, 1995 21
2. Brooke Thomason, 2010 14
3. Hailey Decker, 2013..... 13
 Laura Barrow, 2015..... 13

TRIPLES

1. Shelly Scott, 1978..... 5
2. Sherry Allcorn, 1994 4
- Courtney Wallace, 2019 4

HOME RUNS

1. Taylor Edwards, 2011 18
2. Tatum Edwards, 2011 14
3. Ali Viola, 1995 13

RBIs

1. Ali Viola, 1995 72
2. Taylor Edwards, 2011 67
3. Nicole Trimboli, 2001 45

SLUGGING PERCENTAGE (MIN. 100 AT BATS)

1. Ali Viola, 1995749 (149-199)
2. Taylor Edwards, 2011738 (118-160)
3. Jennifer Lizama, 1997... .669 (115-172)

STOLEN BASES

1. Kim Ogee, 2000 21 (21-30)
2. Amy Killman, 1989 20 (20-25)
3. Jennifer Lizama, 1997..... 17 (17-18)

WINS

1. Jenny Voss, 1997 24 (24-19)
2. Angela Blackwood, 1995..... 22 (22-11)
3. Molly Hill, 2006..... 18 (18-2)

WIN PERCENTAGE (MIN. 15 DECISIONS)

1. Molly Hill, 2006..... .900 (18-2)
2. Marlys Handley, 1986867 (13-2)
3. Summer Tobias, 2003..... .789 (15-4)

INNINGS PITCHED

1. Jenny Voss, 1997 295.1
2. Lisa Shandy, 1992..... 215.1
3. Angela Blackwood, 1995..... 202.1

EARNED RUN AVERAGE

1. Lori Sippel, 1985 0.42 (9/148.7)
2. Peaches James, 2001 ... 1.37 (41/148.1)
3. Summer Tobias, 2003... 1.51 (29/134.2)

STRIKEOUTS

1. Lori Sippel, 1985 210
2. Jenny Voss, 1997 196
3. Molly Hill, 2006..... 172

SHUTOUTS

1. Marlys Handley, 1986 9
2. Marie Bowie, 1989..... 8
 Peaches James, 2001 8

COMPLETE GAMES

1. Jenny Voss, 1997 36
2. Sandy Wolterman, 1981 26
3. Lisa Shandy, 1992..... 25

SAVES

1. Lori Sippel, 1985 3
- Lisa Shandy, 1992 3
- Peaches James, 2001 3

SOPHOMORE RECORDS

BATTING AVERAGE (MIN. 100 AT BATS)

1. Tobin Echo-Hawk, 1994.. .439 (68-155)
2. Ali Viola, 1996421 (85-202)
3. MJ Knighten, 2015417 (82-199)

HITS

1. Ali Viola, 1996 85
2. MJ Knighten, 2015 82
3. Hailey Decker, 2014..... 80

RUNS

1. Ali Viola, 1996 59
2. Jennifer Lizama, 1998..... 55
3. Billie Andrews, 2022 54

DOUBLES

1. Hailey Decker, 2014..... 21
2. Alyvia Simmons, 2017 16
3. Ashley Guile, 2010 15

TRIPLES

1. Margie Ogradowicz, 1986..... 6
2. Julie Uryasz, 1978..... 5
3. Kiki Stokes, 2014 4
 MJ Knighten, 2015 4

HOME RUNS

1. Billie Andrews, 2022 20
2. Ali Viola, 1996 15
3. Hailey Decker, 2014..... 14

RBIs

1. Ali Viola, 1996 71
2. MJ Knighten, 2015 60
3. Jenny Smith, 1996..... 54

SLUGGING PERCENTAGE (MIN. 100 AT BATS)

1. Ali Viola, 1996743 (150-202)
2. Tobin Echo-Hawk, 1994 .665 (103-155)
3. Hailey Decker, 2014..... .659 (143-217)

STOLEN BASES

1. Joy Rishel, 1990..... 29 (29-36)
2. Kim Ogee, 2001 27 (27-33)
3. Jennifer Lizama, 1998..... 22 (27)

WINS

1. Jenny Voss, 1998 40 (40-9)
2. Ashley DeBuhr, 2005 24 (24-21)
3. Peaches James, 2002 22 (22-9)

WIN PERCENTAGE (MIN. 15 DECISIONS)

1. Jenny Voss, 1998816 (40-9)
2. Emily Lockman, 2014..... .800 (20-5)
3. Lori Sippel, 1986778 (14-4)
 Leigh Ann Walker, 2000..... .778 (21-6)

INNINGS PITCHED

1. Jenny Voss, 1998 340.1
2. Ashley DeBuhr, 2005 288.2
3. Peaches James, 2002 227.0

EARNED RUN AVERAGE

1. Lori Sippel, 1986 0.37 (7/133.0)
2. Molly Hill, 2007..... 1.05 (26/172.2)
3. Peaches James, 2002 ... 1.33 (43/227.0)

STRIKEOUTS

1. Ashley DeBuhr, 2005 335
2. Jenny Voss, 1998 234
3. Leigh Ann Walker, 2000..... 233

SHUTOUTS

1. Jenny Voss, 1998 14
2. Peaches James, 2002 9
3. Lori Sippel, 1986 8
 Stephanie Skegas, 1989 8

COMPLETE GAMES

1. Jenny Voss, 1998 46
2. Ashley DeBuhr, 2005 32
3. Stephanie Skegas, 1989 24

SAVES

1. Mori Emmons, 1983 5
 Ashley Hagemann, 2010 5
- Cassie McClure, 2015..... 5

JUNIOR & SENIOR RECORDS

JUNIOR RECORDS

BATTING AVERAGE (MIN. 100 AT BATS)

1. Kiki Stokes, 2015407 (72-177)
2. Tobin Echo-Hawk, 1995... .405 (85-210)
3. Jennifer Lizama, 1999..... .387 (63-163)

HITS

1. Tobin Echo-Hawk, 1995..... 85
2. Anne Steffan, 2004..... 74
3. Kiki Stokes, 2015 72

RUNS

1. Kiki Stokes, 2015 66
2. MJ Knighten, 2016 61
3. Tobin Echo-Hawk, 1995..... 55
Kim Ogee, 2002 55

DOUBLES

1. Tobin Echo-Hawk, 1995..... 22
2. Jane Kremer, 1988..... 15
3. Gabby Banda, 2012..... 14
Brooke Thomason, 2012 14
Taylor Edwards, 2013 14

TRIPLES

1. Kathy Foley, 1979 6
Julie Uryasz, 1979..... 6
Laura Lowe, 1980 6

HOME RUNS

1. MJ Knighten, 2016 21
2. Jennifer Lizama, 1999..... 16
Billie Andrews, 2023..... 16

RBIs

1. MJ Knighten, 2016 60
2. Taylor Edwards, 2013 54
3. Kiki Stokes, 2015 51

SLUGGING PERCENTAGE (MIN. 100 AT BATS)

1. MJ Knighten, 2016794 (135-170)
2. Tristen Edwards, 2019758 (113-149)
3. Jennifer Lizama, 1999... .748 (122-163)

STOLEN BASES

1. Kim Ogee, 2002 31 (31-37)
2. Anne Steffan, 2004..... 29 (29-33)
3. Jessica Yoachim, 2005..... 27 (27-29)

WINS

1. Ashley Hagemann, 2011 31 (31-13)
2. Tatum Edwards, 2013 30 (30-10)
3. Ashley DeBuhr, 2006 26 (26-10)

WIN PERCENTAGE (MIN. 15 DECISIONS)

1. Lori Sippel, 1987870 (20-3)
2. Mori Emmons, 1984828 (24-5)
3. Donna Deardorff, 1987..... .762 (16-5)

INNINGS PITCHED

1. Ashley Hagemann, 2011 276.1
2. Tatum Edwards, 2013 253.1
3. Peaches James, 2003 243.2

EARNED RUN AVERAGE

1. Lori Sippel, 1987 0.38 (9/168.0)
2. Donna Deardorff, 1987... 0.43 (9/147.0)
3. Mori Emmons, 1984 0.56 (17/213.3)

STRIKEOUTS

1. Ashley Hagemann, 2011 344
2. Ashley DeBuhr, 2006 304
3. Leigh Ann Walker, 2001..... 278

SHUTOUTS

1. Lori Sippel, 1987 12
Ashley DeBuhr, 2006 12
3. Tatum Edwards, 2013 10

COMPLETE GAMES

1. Ashley Hagemann, 2011 32
2. Tatum Edwards, 2013 30
3. Jenny Voss, 1999 27
Peaches James, 2003 27

SAVES

1. Mori Emmons, 1984 6
Lori Sippel, 1987 6
3. Cassie McClure, 2016..... 5

SENIOR RECORDS

BATTING AVERAGE (MIN. 100 AT BATS)

1. Ali Viola, 1998424 (72-170)
2. Kiki Stokes, 2016409 (74-181)
3. Anne Steffan, 2005..... .388 (80-206)

HITS

1. Anne Steffan, 2005..... 80
2. Kiki Stokes, 2016 74
3. Ali Viola, 1998 72

RUNS

1. Tobin Echo-Hawk, 1996..... 61
2. Taylor Edwards, 2014 58
Kiki Stokes, 2016 58

DOUBLES

1. Kim Ogee, 2003 16
2. Cam Ybarra, 2022..... 14
3. Sheena Lawrick, 2005..... 13
Trisha Tannahill, 2006 13

TRIPLES

1. Kathy Foley, 1980 10
2. Margie Ogrodowicz, 1988..... 9
3. Denise Day, 1985..... 4

HOME RUNS

1. Ali Viola, 1998 22
2. Taylor Edwards, 2014 18
3. Christie McCoy, 1998 17

RBIs

1. Brooke Thomason, 2013 58
2. Ali Viola, 1998 57
3. Steph Pasquale, 2015..... 54

SLUGGING PERCENTAGE (MIN. 100 AT BATS)

1. Ali Viola, 1998865 (147-170)
2. Billie Andrews, 2022..... .715 (128/1279)
2. Denise Day, 1985..... .690 (100-145)

STOLEN BASES

1. Anne Steffan, 2005..... 32 (32-35)
Jessica Yoachim, 2006..... 32 (32-32)
3. Jennifer Lizama, 1999..... 27 (27-30)

WINS

1. Peaches James, 2004 37 (37-9)
2. Leigh Ann Walker, 2002..... 28 (28-5)
3. Molly Hill, 2009..... 25 (25-15)
Courtney Wallace, 2023 25 (25-16)

WIN PERCENTAGE (MIN. 15 DECISIONS)

1. Leigh Ann Walker, 2002..... .848 (28-5)
2. Peaches James, 2004804 (37-9)
3. Mori Emmons, 1985800 (12-3)

INNINGS PITCHED

1. Peaches James, 2004 298.1
2. Ashley Hagemann, 2012 261.1
3. Molly Hill, 2009..... 257.1

EARNED RUN AVERAGE

1. Peaches James, 2004 ... 0.70 (30/298.1)
2. Mori Emmons, 1985 0.73 (11/105.0)
3. Lori Sippel, 1988 0.83 (29/215.7)

STRIKEOUTS

1. Peaches James, 2004 394
2. Ashley Hagemann, 2012 320
3. Lori Sippel, 1988 285

SHUTOUTS

1. Peaches James, 2004 18
2. Lori Sippel, 1988 14
3. Leigh Ann Walker, 2002..... 12

COMPLETE GAMES

1. Peaches James, 2004 39
2. Ashley Hagemann, 2012 34
3. Lori Sippel, 1988 29
Tatum Edwards, 2014 29

SAVES

1. Rhonda Revelle, 1983..... 7
2. Sandy Wolterman, 1984 6
Kaylan Jablonski, 2018 6

HUSKER CAREER RECORDS

BATTING

BATTING AVERAGE (MIN. 250 AT BATS)

1. Ali Viola, 1995-98..... 418 (263-629)
2. Tobin Echo-Hawk, 1993-96...379 (266-702)
3. Jennifer Lizama, 1997-2000 .378 (254-710)
4. Lizzy Rock, 2005-06..... 374 (133-356)
5. MJ Knighten, 2014-17 357 (253-709)
6. Kiki Stokes, 2013-16.....350 (233-665)
7. Mya Felder, 2022-23..... 350 (119-340)
8. Tristen Edwards, 2017-2021...349 (213-610)
9. Anne Steffan, 2002-05..... 347 (217-625)
10. Lisa Wangler, 2000-03..... 346 (121-350)
11. Denise Day, 1982-85..... 336 (186-553)
12. Billie Andrews, 2021-pres.....335 (171-510)
13. Margie Ogradowicz, 1986-88. 334 (170-509)
14. Christie McCoy, 1997-98..... 332 (102-307)
15. Nikki Haget, 2009-12 332 (181-546)
16. Kim Ogee, 2000-03..... 331 (263-795)
17. Cam Ybarra, 2020-22.....331 (131-396)
18. Meghan Mullin, 2006-09 329 (176-535)
19. Taylor Edwards, 2011-14327 (220-673)
20. Alicia Armstrong, 2013-16 .. 326 (221-678)

AT BATS

1. Kim Ogee, 2000-03795
2. Nicole Trimboli, 2001-04.....772
3. Amber Burgess, 2000-03..... 748
4. Jamie Fuente, 1998-2001.....722
5. Jennifer Lizama, 1997-2000..... 710
6. MJ Knighten, 2014-17.....709
7. Tobin Echo-Hawk, 1993-96702
8. Leigh Suhr, 1999-2002.....680
9. Alicia Armstrong, 2013-16 678
10. Taylor Edwards, 2011-14..... 673

HITS

1. Tobin Echo-Hawk, 1993-96266
2. Kim Ogee, 2000-03263
- Ali Viola, 1995-98263
4. Jennifer Lizama, 1997-2000.....254
5. MJ Knighten, 2014-17.....253
6. Kiki Stokes, 2013-16.....233
7. Nicole Trimboli, 2001-04.....232
8. Alicia Armstrong, 2013-16221
9. Taylor Edwards, 2011-14220
10. Anne Steffan, 2002-05 217

RUNS SCORED

1. Kiki Stokes, 2013-16.....200
2. Jennifer Lizama, 1997-2000.....199
3. MJ Knighten, 2014-17.....183
4. Kim Ogee, 2000-03182
5. Taylor Edwards, 2011-14177
6. Tristen Edwards, 2017-2021169
7. Tobin Echo-Hawk, 1993-96168
8. Ali Viola, 1995-98157
9. Jessica Yoachim, 2003-06.....145
10. Nikki Haget, 2009-12.....143

DOUBLES

1. Tristen Edwards, 2017-202149
2. Kim Ogee, 2000-0348
- Tobin Echo-Hawk, 1993-9648
- Ali Viola, 1995-9848
5. Brooke Thomason, 2010-1343
6. Jane Kremer, 1986-8941
- Crystal Carwile, 2006-0941
- Taylor Edwards, 2011-1441
9. Alyvia Simmons, 2016-1940
10. Tatum Edwards, 2011-14.....38

TRIPLES

1. Kathy Foley, 1977-8022
2. Julie Uryasz, 1977-80.....17
- Margie Ogradowicz, 1986-8817
4. Denise Day, 1982-85.....15
5. Kiki Stokes, 2013-16.....13
6. Kris Hermanson, 1977-79.....10
- Jennifer Lizama, 1997-2000.....10
8. Shelley Scott, 1978-81.....9
9. Denise McMillan, 1991-948
- Alyvia Simmons, 2016-198

HOME RUNS

1. Taylor Edwards, 2011-1454
2. Ali Viola, 1995-9853
3. Tristen Edwards, 2017-202149
4. Jennifer Lizama, 1997-2000.....47
5. Tatum Edwards, 2011-14.....46
6. Billie Andrews, 2021-pres.....43
7. MJ Knighten, 2014-17.....41
8. Brooke Thomason, 2010-1335
9. Crystal Carwile, 2006-0932
10. Jenny Smith, 1995-98.....31

EXTRA-BASE HITS

1. Ali Viola, 1995-98105
2. Tristen Edwards, 2017-2021.....99
3. Taylor Edwards, 2011-14.....95
4. Jennifer Lizama, 1997-2000.....93
5. Tatum Edwards, 2011-1485
6. MJ Knighten, 2014-1781
7. Brooke Thomason, 2010-13.....78
8. Crystal Carwile, 2006-0974
9. Billie Andrews, 2021-pres.....70
10. Kim Ogee, 2000-0369

RBI's

1. Ali Viola, 1995-98213
2. Taylor Edwards, 2011-14202
3. MJ Knighten, 2014-17.....186
4. Brooke Thomason, 2010-13177
5. Nicole Trimboli, 2001-04.....173
6. Tatum Edwards, 2011-14.....158
7. Tristen Edwards, 2017-2021157
8. Crystal Carwile, 2006-09141
9. Jenny Smith, 1995-98.....137
10. Jennifer Lizama, 1997-2000.....135

TOTAL BASES

1. Ali Viola, 1995-98478
2. Jennifer Lizama, 1997-2000.....451
3. Taylor Edwards, 2011-14423
- MJ Knighten, 2014-17.....423
5. Tristen Edwards, 2017-2021411
6. Tobin Echo-Hawk, 1993-96378
7. Kim Ogee, 2000-03369
8. Tatum Edwards, 2011-14.....367
9. Brooke Thomason, 2010-13360
10. Nicole Trimboli, 2001-04.....359
- Kiki Stokes, 2013-16.....359

SLUGGING PERCENTAGE (MIN. 250 AT BATS)

1. Ali Viola, 1995-98..... .760 (478/629)
2. Tristen Edwards, 2017-2021 .. .674 (411/610)
3. Billie Andrews, 2021-pres. . .647 (330/510)
4. Christie McCoy, 1997-98.. .642 (197/307)
5. Jennifer Lizama, 1997-2000.. .635 (451/710)
6. Taylor Edwards, 2011-14... .629 (423/673)
7. MJ Knighten, 2014-17597 (423/709)
8. Denise Day, 1982-85579 (320/553)
9. Tatum Edwards, 2011-14 .. .566 (367/648)
10. Hailey Decker, 2013-14..... .558 (215/385)

STOLEN BASES

1. Kim Ogee, 2000-03100
2. Jennifer Lizama, 1997-2000.....91
3. Jessica Yoachim, 2003-0683
4. Anne Steffan, 2002-0581
5. Kiki Stokes, 2013-16.....67
6. Margie Ogradowicz, 1986-8860
7. Leigh Suhr, 1999-2002.....57
8. Meghan Mullin, 2006-09.....54
9. Kristin Davidson, 1989-9251
10. Jill Rishel, 1987-9049

WALKS

1. Taylor Edwards, 2011-14150
2. Jennifer Lizama, 1997-2000.....124
3. Kiki Stokes, 2013-16.....120
4. Tristen Edwards, 2017-2021118
5. Ali Viola, 1995-98116
6. Kim Ogee, 2000-03115
7. Ashley Guile, 2008-12103
8. MJ Knighten, 2014-17.....101
9. Gabby Banda, 2010-1396
- Brooke Thomason, 2010-1396

40 DOUBLES & 40 HOME RUNS

1. Taylor Edwards, 2011-14.....41 & 54
2. Tristen Edwards, 2017-2021.... 49 & 49
3. Ali Viola, 1995-9848 & 53

HUSKER CAREER RECORDS

HIT BY PITCH

1. Taylor Edwards, 2011-14.....	39
Tristen Edwards, 2017-21.....	39
3. Julie Brechtel, 2008-11.....	34
4. Kiki Stokes, 2013-16.....	33
5. Alicia Armstrong, 2013-16.....	29
6. Ashley Guile, 2008-12.....	26
7. Crystal Carwile, 2006-09.....	23
8. Devin Porter, 2004-07.....	22
Gabby Banda, 2010-13.....	22
Madi Unzicker, 2015-19.....	22
Abbie Squier, 2021-pres.....	22

SACRIFICES

1. Jessica Yoachim, 2003-06.....	44
2. Gloria Von Rentzell, 1993-96.....	41
3. Ann Schroeder, 1982-85.....	39
Kris Vucurevic, 1990-93.....	39
5. Tobin Echo-Hawk, 1993-96.....	38
6. Ruth Chatwin, 1986-89.....	37
7. Meghan Mullin, 2006-09.....	34
Gabby Banda, 2010-13.....	34
9. Deanne Carr, 1980-82.....	32
Denise Day, 1982-85.....	32
Lizzy Rock, 2005-06.....	32

GAMES PLAYED

1. Kim Ogee, 2000-03.....	258
2. Amber Burgess, 2000-03.....	255
3. Cindy Roethemeyer, 1998-2002.....	252
4. Jamie Fuente, 1998-2001.....	251
5. Nicole Trimboli, 2001-04.....	246
6. Amanda Buchholz, 2000-03.....	235
Leigh Suhr, 1999-2002.....	235
Kiki Stokes, 2013-16.....	235
9. Taylor Edwards, 2011-14.....	233
10. Jennifer Lizama, 1997-2000.....	232

PITCHING

VICTORIES

1. Jenny Voss, 1997-2000.....	110
2. Peaches James, 2001-04.....	98
3. Leigh Ann Walker, 1999-2002.....	81
4. Molly Hill, 2006-09.....	75
Ashley Hagemann, 2009-12.....	75
6. Lori Sippel, 1985-88.....	73
7. Ashley DeBuhr, 2004-07.....	70
Tatum Edwards, 2011-14.....	70
9. Emily Lockman, 2013-16.....	63
10. Courtney Wallace, 2019-23.....	60

WIN PERCENTAGE (MIN. 30 DECISIONS)

1. Mori Emmons, 1982-85.....	.816 (40-9)
2. Leigh Ann Walker, 1999-2002.....	.764 (81-25)
3. Lori Sippel, 1985-88.....	.760 (73-23)
4. Jeanne Wagner, 1982-83.....	.750 (27-9)
5. Donna Deardorff, 1985-88 ..	.733 (55-20)
6. Peaches James, 2001-04.....	.721 (98-38)
7. Tatum Edwards, 2011-14.....	.714 (70-28)
8. Jenny Voss, 1997-2000.....	.696 (110-48)
9. Emily Lockman, 2013-16.....	.677 (63-30)
10. Angela Blackwood, 1995-97 ..	.645 (40-22)

INNINGS PITCHED

1. Jenny Voss, 1997-2000.....	1,073.0
2. Peaches James, 2001-04.....	917.1
3. Ashley Hagemann, 2009-12.....	821.0
4. Molly Hill, 2006-09.....	766.0
5. Ashley DeBuhr, 2004-07.....	762.1
6. Lori Sippel, 1985-88.....	695.1
7. Leigh Ann Walker, 1999-2002 ..	670.0
8. Courtney Wallace, 2019-23.....	633.0
9. Tatum Edwards, 2011-14.....	623.1
10. Emily Lockman, 2013-16.....	620.0

EARNED RUN AVERAGE (MIN. 200 INNINGS)

1. Lori Sippel, 1985-88 ..	0.54 (54/695.1)
2. Jeanne Wagner, 1982-83 ..	0.64 (20/219.1)
3. Mori Emmons, 1982-85 ..	0.78 (41/368.0)
4. Donna Deardorff, 1985-88 ..	0.88 (66/527.0)
5. Peaches James, 2001-04..	1.19 (156/917.1)
6. Stephanie Skegas, 1989-91 ..	1.35 (108/561.0)
7. Sandy Wolterman, 1981-84 ..	1.38 (115/584.2)
8. Jenny Voss, 1997-2000....	1.44 (221/1,073.0)
9. Rhonda Revelle, 1981-83 ..	1.60 (48/210.2)
10. Leigh Ann Walker, 1999-2002 ..	1.62 (155/670)

STRIKEOUTS

1. Ashley Hagemann, 2009-12.....	988
2. Peaches James, 2001-04.....	945
3. Ashley DeBuhr, 2004-07.....	936
4. Leigh Ann Walker, 1999-2002.....	858
5. Lori Sippel, 1985-88.....	838
6. Jenny Voss, 1997-2000.....	708
7. Molly Hill, 2006-09.....	703
8. Tatum Edwards, 2011-14.....	551
9. Olivia Ferrell, 2018-2022.....	404
10. Donna Deardorff, 1985-88.....	382

SHUTOUTS

1. Peaches James, 2001-04.....	44
2. Lori Sippel, 1985-88.....	39
3. Jenny Voss, 1997-2000.....	34
4. Donna Deardorff, 1985-88.....	28
5. Leigh Ann Walker, 1999-2002.....	27
6. Ashley DeBuhr, 2004-07.....	25
7. Tatum Edwards, 2011-14.....	24
8. Stephanie Skegas, 1989-91.....	23
9. Ashley Hagemann, 2009-12.....	20
10. Sandy Wolterman, 1981-84.....	19
Molly Hill, 2006-09.....	19

SAVES

1. Lori Sippel, 1985-88.....	16
2. Cassie McClure, 2015-17.....	13
3. Mori Emmons, 1982-85.....	12
4. Sandy Wolterman, 1981-84.....	10
Jenny Voss, 1997-2000.....	10
6. Peaches James, 2001-04.....	9
Kaylan Jablonski, 2015-18.....	9
Courtney Wallace, 2019-23.....	9
9. Leigh Ann Walker, 1999-2002.....	8
Ashley DeBuhr, 2004-07.....	8
Ashley Hagemann, 2009-12.....	8

COMPLETE GAMES

1. Jenny Voss, 1997-2000.....	127
2. Peaches James, 2001-04.....	101
3. Ashley Hagemann, 2009-12.....	87
4. Ashley DeBuhr, 2004-07.....	84
5. Lori Sippel, 1985-88.....	80
6. Molly Hill, 2006-09.....	79
7. Tatum Edwards, 2011-14.....	69
8. Stephanie Skegas, 1989-91.....	66
9. Sandy Wolterman, 1981-84.....	62
10. Donna Deardorff, 1985-88.....	61

COMPLETE GAME NO-HITTERS PITCHED

1. Lori Sippel, 1985-88.....	6
2. Jenny Voss, 1997-2000.....	3
Peaches James, 2001-04.....	3
Summer Tobias, 2003-04.....	3
Ashley DeBuhr, 2004-07.....	3
6. Sandy Wolterman, 1981-84.....	2
Shelby Mertins, 1983-86.....	2
Stephanie Skegas, 1989-91.....	2
Tatum Edwards, 2011-14.....	2
10. Rhonda Revelle, 1981-83.....	1
Jeanne Wagner, 1982-83.....	1
Donna Deardorff, 1985-88.....	1
Marie Bowie, 1989-91.....	1
Stacie Stafford, 1995-96.....	1
Penny Cope, 2000-01.....	1
Molly Hill, 2006-09.....	1
Alex Hupp, 2007-10.....	1
Ashley Hagemann, 2009-12.....	1
Emily Lockman, 2013-16.....	1
Kaylan Jablonski, 2015-18.....	1
Sarah Harness, 2023-pres.....	1

SEVEN-INNING PERFECT GAMES PITCHED

1. Lori Sippel, 1985-88.....	1
Peaches James, 2001-04.....	1
Ashley DeBuhr, 2004-07.....	1