

# Mongolia

## Tuberculosis profile

Population 2017

3.1 million

Estimates of TB burden*, 2017	Number (thousands)	Rate (per 100 000 population)
Mortality (excludes HIV+TB)	0.33 (0.3–0.35)	11 (9.7–11)
Mortality (HIV+TB only)	<0.01 (<0.01–<0.01)	0.07 (0.05–0.09)
Incidence (includes HIV+TB)	13 (6.8–22)	428 (220–703)
Incidence (HIV+TB only)	0.025 (0.013–0.042)	0.81 (0.41–1.4)
Incidence (MDR/RR-TB)**	0.41 (0.28–0.58)	13 (9–19)

Estimated TB incidence by age and sex (thousands)\*, 2017

	0-14 years	> 14 years	Total
Females	0.41 (0.067–0.76)	5.4 (0.87–9.9)	5.8 (1.2–10)
Males	0.35 (0.057–0.65)	7 (1.1–13)	7.4 (1.5–13)
Total	0.76 (0.31–1.2)	12 (5–20)	13 (6.8–22)

TB case notifications, 2017

Total cases notified	4 421
Total new and relapse	4 220
- % tested with rapid diagnostics at time of diagnosis	5%
- % with known HIV status	90%
- % pulmonary	57%
- % bacteriologically confirmed among pulmonary	77%

Universal health coverage and social protection

TB treatment coverage (notified/estimated incidence), 2017	32% (20–62)
TB patients facing catastrophic total costs, 2017	70% (64–76)
TB case fatality ratio (estimated mortality/estimated incidence), 2017	0.03 (0.01–0.04)

TB/HIV care in new and relapse TB patients, 2017

	Number	(%)
Patients with known HIV-status who are HIV-positive	7	<1%
- on antiretroviral therapy	6	86%

Drug-resistant TB care, 2017	New cases	Previously treated cases	Total number***
Estimated MDR/RR-TB cases among notified pulmonary TB cases			170 (140–210)
Estimated % of TB cases with MDR/RR-TB	5.5% (4.2–6.9)	11% (8.2–14)	
% notified tested for rifampicin resistance	27%	84%	1 543
MDR/RR-TB cases tested for resistance to second-line drugs			76
Laboratory-confirmed cases		MDR/RR-TB: 220, XDR-TB: 8	
Patients started on treatment ****		MDR/RR-TB: 227, XDR-TB: 7	

Treatment success rate and cohort size	Success	Cohort
New and relapse cases registered in 2016	90%	4 083
Previously treated cases, excluding relapse, registered in 2016	76%	221
HIV-positive TB cases registered in 2016	63%	8
MDR/RR-TB cases started on second-line treatment in 2015	60%	255
XDR-TB cases started on second-line treatment in 2015	60%	5

TB preventive treatment, 2017

% of HIV-positive people (newly enrolled in care) on preventive treatment	4%
% of children (aged < 5) household contacts of bacteriologically-confirmed TB cases on preventive treatment	17% (16–19)

TB financing, 2018

National TB budget (US\$ millions)	6.1
Funding source: 60% domestic, 40% international, 0% unfunded	


\* Ranges represent uncertainty intervals

\*\* MDR is TB resistant to rifampicin and isoniazid; RR is TB resistant to rifampicin

\*\*\* Includes cases with unknown previous TB treatment history

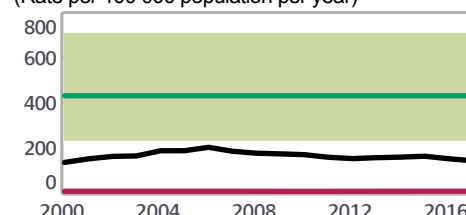
\*\*\*\* Includes patients diagnosed before 2017 and patients who were not laboratory-confirmed

(Rate per 100 000 population per year)



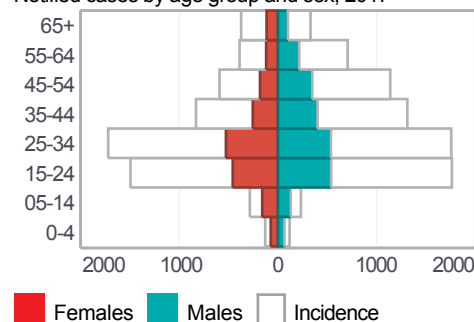
Mortality (excludes HIV+TB)

(Rate per 100 000 population per year)



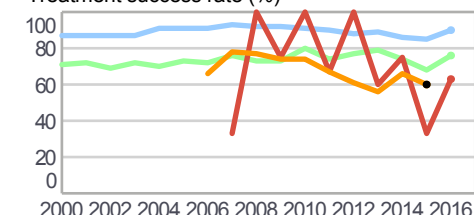
Incidence  
Notified (new and relapse)  
Incidence (HIV+TB only)

Notified cases by age group and sex, 2017



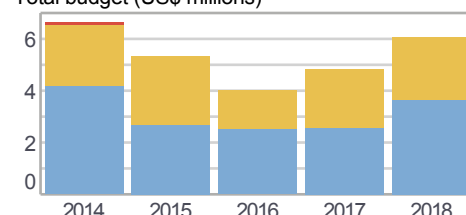
Females Males Incidence

Treatment success rate (%)



New and relapse  
Retreatment, excluding relapse  
HIV-positive MDR/RR-TB XDR-TB

Total budget (US\$ millions)



Unfunded  
Funded internationally  
Funded domestically