

# Federal

# Elections

# 96

**Election Results for the  
U.S. President, the  
U.S. Senate and the  
U.S. House of  
Representatives**

# **FEDERAL ELECTIONS 96**

**Election Results for the  
U.S. President,  
the U.S. Senate and the  
U.S. House of Representatives**



**Federal Election Commission  
Washington, D.C.  
May 1997**

## **Commissioners**

John Warren McGarry, Chairman  
Joan D. Aikens, Vice Chairman  
Lee Ann Elliott  
Danny L. McDonald  
Scott E. Thomas

## **Statutory Officers**

John C. Surina, Staff Director  
Lawrence M. Noble, General Counsel

Compiled by Eileen J. Canavan  
Deputy Assistant Staff Director for Disclosure

Map Design: R. Blake Lange, Administrative Division

Printed by the Federal Election Commission  
Washington, D.C. 20463  
May 1997

## TABLE OF CONTENTS

	<b>Page</b>
<b>Preface</b>	<b>1</b>
<b>I. 1996 Election Results</b>	
• Table: 1996 General Election Votes Cast for President, Senate, House	5
• Table: 1996 Primary and General Election Votes Cast for U.S. Congress	6
• Table: 1996 Votes Cast for the U.S. Senate by Party	7
<b>A. Unites States President</b>	<b>9</b>
• Table: 1996 Popular Vote Summary	11
• Table: 1996 Electoral Vote and Popular Vote Summary	12
• Map: 1996 Electoral Vote Distribution	13
• Map: 1996 Popular Vote: Clinton	14
• Map: 1996 Popular Vote: Dole	15
• Official General Election Results by State	17
• Official Primary Election Results by State	29
<b>B. Unites States Senate</b>	<b>51</b>
• Map: 1996 U.S. Senate Victors	53
• Map: 1996 U.S. Senate Campaigns	54
• Official Election Results by State	55
• Table: Senate Races: Six Year Cycle	67
<b>C. United States House of Representatives</b>	<b>69</b>
• Map: 1997 U.S. House Delegations	71
• Map: 1996 Party Gains in the U.S. House of Representatives	72
• Official Election Results by State	73
<b>II. Guide to Party Labels</b>	<b>167</b>



## **ELECTION RESULTS FOR THE U.S. PRESIDENT, THE U.S. SENATE AND THE U.S. HOUSE OF REPRESENTATIVES**

This publication has been prepared by the Federal Election Commission to provide the public with the results of elections held in the fifty states during 1996 for the offices of United States President, United States Senator and United States Representative. Also included are the results for Delegate to Congress from American Samoa, the District of Columbia, Guam, the Virgin Islands and Resident Commissioner in Puerto Rico. In addition, there are results for the elections to fill the unexpired Senate term in Kansas, the unexpired House of Representatives term in Missouri, and the special general and run-off elections in Texas. The Commission undertakes this project on a biennial basis in order to respond to public inquiries.

The elections for the office of United States Senator and United States Representative are administered by local election officials in towns, counties, municipalities, and other jurisdictions. The results of the elections are certified by the state government, which in most cases is the Secretary of State. While the full records are available for public inspection, most states prepare summary reports for public dissemination. These summary reports vary in form and content, and may be amended well after the election. There is no standard format that states use in reporting federal election results.

Recognizing a need to bring together in one place the Federal election results, the Commission presents this publication as the eighth in a series designed to provide an accurate, historical record of Federal election results.

Included in this publication are the official results of primary elections and run-off elections held in 1996. As in the case of the general elections, primary elections are not administered by the federal government. In some states (such as Connecticut, Utah, and Virginia), political party organizations control their nomination process by way of conventions. In other states, state law may regulate the primary and/or its administration.

Data is based on official figures provided by State election officials, and includes results amended through May 1997. If the election results are modified in the future, the Commission will supply errata supplements as necessary. The assistance provided by the State election officials and their staff in gathering this data is greatly appreciated.

This publication has been prepared as a research tool for Commission staff and State election offices. Additional copies may be ordered from the National Technical Information Service (NTIS), U.S. Department of Commerce, 5285 Port Royal Road, Springfield, Virginia 22161. 703/487-4650.

### **EXPLANATORY NOTES**

- The candidate who was the winner of the general election is listed first in each state and district entry. After that, the candidates are arranged by party affiliation.
- The party affiliation of the candidate has been abbreviated. A complete listing of party abbreviations appears at the end of this publication.
- Total for write-in votes are shown as disclosed by the state. Some states list the names of candidates who received write-in votes, while others provide a write-in vote total without the names of the candidates who received the votes. Still other states combine these two variations and provide the names of some candidates who received write-in votes and a total of write-in votes for all the other candidates.
- "Total Votes," "Total Party Votes" and "Total District Votes" represent all the valid votes cast for the candidates in the election.
- The percentage of votes received by each candidate is based on the figure of total votes. The percentage of votes received by each candidate in a primary or run-off election is based on the figure of total votes cast in that specific primary or run-off election.
- Due to the rounding of percentage numbers, some percentages may not total 100%.



## **1996 ELECTION RESULTS**

The following four sections present the primary, run-off and general election results for the U.S. Presidential, U.S. Senate and U.S. House of Representatives elections held in 1996. Also included are the special election results to fill the unexpired U.S. Senate term in Kansas, the unexpired U.S. House of Representatives term in Missouri's Eighth Congressional District, and the special general and run-off election results for 13 Texas congressional districts.

### **Notes on Charts**

- \* In Connecticut, Utah and Virginia, political parties may nominate general election candidates by party convention, rather than by primary election. Convention vote is not included in primary election vote totals.
- \* Runoff election vote totals have been included with the primary election totals. For Texas and the Virgin Islands, runoff election vote totals have been included with the general election totals.





1996 GENERAL ELECTION VOTES CAST FOR PRESIDENT, SENATE, HOUSE

State	Presidential Vote	Senate Vote	House Vote
AL	1,534,349	1,499,393	1,468,693
AK	241,620	231,916	233,700
AS			11,192
AZ	1,404,405		1,326,446
AR	884,262	846,183	863,318
CA	10,019,484		9,481,525
CO	1,510,704	1,469,611	1,461,249
CT	1,392,614		1,294,335
DE	270,845	275,591	266,825
DC	185,726		149,998
FL	5,303,794		4,692,028
GA	2,299,071	2,259,232	2,163,186
GU	0		34,395
HI	360,120		353,169
ID	491,719	497,233	494,026
IL	4,311,391	4,250,722	4,127,606
IN	2,135,431		2,099,087
IA	1,234,075	1,224,054	1,200,758
KS	1,074,300	2,117,016	1,048,878
KY	1,388,708	1,307,046	1,238,177
LA	1,783,959	1,700,102	475,153
ME	605,897	606,777	599,800
MD	1,780,870		1,639,245
MA	2,556,786	2,555,886	2,409,305
MI	3,848,844	3,762,575	3,699,567
MN	2,192,640	2,183,062	2,141,375
MS	893,857	878,662	904,151
MO	2,158,065		2,325,599
MT	407,261	407,490	404,426
NE	677,415	676,789	661,644
NV	464,279		449,785
NH	499,175	492,598	491,323
NJ	3,075,807	2,884,106	2,823,159
NM	556,074	551,821	548,355
NY	6,316,129		5,551,053
NC	2,515,807	2,556,456	2,513,549
ND	266,411		263,010
OH	4,534,434		4,388,395
OK	1,206,713	1,183,150	1,180,144
OR	1,377,760	1,360,230	1,335,061
PA	4,506,118		4,316,403
PR			1,956,378
RI	390,284	363,378	359,750
SC	1,151,689	1,161,372	1,057,384
SD	323,826	324,487	323,203
TN	1,894,105	1,778,664	1,783,543
TX	5,611,644	5,527,441	5,434,096
UT	665,629		663,815
VT	258,449		254,706
VA	2,416,642	2,354,715	2,199,097
VI			53,674
WA	2,253,837		2,174,261
WV	636,459	595,614	522,368
WI	2,196,169		2,150,327
WY	211,571	211,077	209,983
<b>Total:</b>	<b>96,277,223</b>	<b>50,094,449</b>	<b>92,271,678</b>

1996 PRIMARY AND GENERAL ELECTION VOTES CAST FOR U.S. CONGRESS

State	Primary Senate Vote	General Senate Vote	Primary House Vote	General House Vote
AL	898,562	1,499,393	315,174	1,468,693
AK	120,677	231,916	120,601	233,700
AS			11,394	11,192
AZ			368,185	1,326,446
AR	548,561	846,183	296,325	863,318
CA			4,499,424	9,481,525
CO	334,461	1,469,611	305,679	1,461,249
CT			14,910	1,294,335
DE	22,662	275,591	22,779	266,825
DC			21,073	149,998
FL			663,601	4,692,028
GA	1,285,152	2,259,232	866,270	2,163,186
GU				34,395
HI			248,060	353,169
ID	141,368	497,233	150,696	494,026
IL	1,583,406	4,250,722	1,375,248	4,127,606
IN			860,918	2,099,087
IA	264,817	1,224,054	236,611	1,200,758
KS	948,782	2,117,016	437,693	1,048,878
KY	367,980	1,307,046	124,927	1,238,177
LA	1,228,559	1,700,102	660,490	475,153
ME	181,380	606,777	160,999	599,800
MD			515,381	1,639,245
MA	297,927	2,555,886	305,811	2,409,305
MI	1,088,749	3,762,575	972,063	3,699,567
MN	425,791	2,183,062	380,575	2,141,375
MS	226,394	878,662	289,991	904,151
MO			698,289	2,325,599
MT	198,656	407,490	200,115	404,426
NE	277,583	676,789	227,980	661,644
NV			168,575	449,785
NH	150,804	492,598	157,217	491,323
NJ	435,328	2,884,106	441,913	2,823,159
NM	191,027	551,821	180,382	548,355
NY			178,986	5,551,053
NC	588,963	2,556,456	238,861	2,513,549
ND			96,106	263,010
OH			1,531,883	4,388,395
OK	493,265	1,183,150	233,040	1,180,144
OR	592,468	1,360,230	504,926	1,335,061
PA			1,297,330	4,316,403
PR				1,956,378
RI	83,864	363,378	83,305	359,750
SC	383,797	1,161,372	70,947	1,057,384
SD		324,487	110,861	323,203
TN	529,918	1,778,664	606,954	1,783,543
TX	2,358,720	5,527,441	855,468	5,434,096
UT			103,174	663,815
VT			33,761	254,706
VA	493,535	2,354,715	62,184	2,199,097
VI			8,405	53,674
WA			1,164,948	2,174,261
WV	407,386	595,614	341,828	522,368
WI			510,725	2,150,327
WY	120,992	211,077	102,717	209,983
<b>Total:</b>	<b>17,271,534</b>	<b>50,094,449</b>	<b>24,435,758</b>	<b>92,271,678</b>

1996 VOTES CAST FOR THE U.S. SENATE BY PARTY

State	PRIMARY ELECTION			GENERAL ELECTION		
	Democratic	Republican	Other	Democratic	Republican	Other
AL	545,886	352,676		681,651	786,436	31,306
AK	12,047	104,879	3,751	23,977	177,893	30,046
AS						
AZ						
AR	548,561			400,241	445,942	
CA						
CO	132,003	202,458		677,600	750,325	41,686
CT						
DE		22,662		165,465	105,088	5,038
DC						
FL						
GA	517,697	767,455		1,103,993	1,073,969	81,270
GU						
HI						
ID	34,551	106,817		198,422	283,532	15,279
IL	790,055	791,645	1,706	2,384,028	1,728,824	137,870
IN						
IA	99,547	165,270		634,166	571,807	18,081
KS	292,214	656,568		823,724	1,226,698	66,594
KY	267,950	100,030		560,012	724,794	22,240
LA	534,887	670,716	22,956	852,945	847,157	
ME	85,273	96,107		266,226	298,422	42,129
MD						
MA	224,308	73,619		1,334,345	1,142,837	78,704
MI	405,884	682,865		2,195,738	1,500,106	66,731
MN	225,334	196,904	3,553	1,098,493	901,282	183,287
MS	80,819	145,575		240,647	624,154	13,861
MO						
MT	85,976	111,313	1,367	201,935	182,111	23,444
NE	93,488	174,863	9,232	281,904	379,933	14,952
NV						
NH	62,456	87,577	771	227,397	242,304	22,897
NJ	223,444	211,884		1,519,328	1,227,817	136,961
NM	120,084	69,394	1,549	164,356	357,171	30,294
NY						
NC	588,963			1,173,875	1,345,833	36,748
ND						
OH						
OK	336,040	154,285	2,940	474,162	670,610	38,378
OR	304,968	287,500		624,370	677,336	58,524
PA						
PR						
RI	68,890	14,974		230,676	127,368	5,334
SC	165,782	218,015		510,951	619,859	30,562
SD				166,533	157,954	
TN	246,631	283,287		654,937	1,091,554	32,173
TX	1,372,518	986,202		2,428,776	3,027,680	70,985
UT						
VT						
VA		493,535		1,115,982	1,235,744	2,989
VI						
WA						
WV	316,940	90,446		456,526	139,088	
WI						
WY	37,664	83,328		89,103	114,116	7,858
<b>Total:</b>	<b>8,820,860</b>	<b>8,402,849</b>	<b>47,825</b>	<b>23,962,484</b>	<b>24,785,744</b>	<b>1,346,221</b>



**OFFICIAL GENERAL ELECTION RESULTS  
FOR  
UNITED STATES PRESIDENT**

**NOVEMBER 5, 1996**



**1996 POPULAR VOTE SUMMARY  
FOR ALL CANDIDATES LISTED ON AT LEAST ONE STATE BALLOT**

<b>Candidate (Party Label)</b>	<b>Popular Vote Total</b>	<b>Percent of Popular Vote</b>
Bill Clinton (Democrat)	47,402,357	49.24
Bob Dole (Republican)	39,198,755	40.71
Ross Perot (Reform)	8,085,402	8.40
Ralph Nader (Green)	684,902	.71
Harry Browne (Libertarian)	485,798	.50
Howard Phillips (U.S. Taxpayers)	184,658	.19
John Hagelin (Natural Law)	113,668	.12
Monica Moorehead (Workers World)	29,083	.03
Marsha Feinland (Peace and Freedom)	25,332	.03
Write-In (Miscellaneous)	24,537*	.02
Charles Collins (Independent)	8,941	.01
James Harris (Socialist Workers)	8,476	.01
None of These Candidates (Nevada)	5,608	.00
Dennis Peron (Grassroots)	5,378	.00
Mary Cal Hollis (Socialist)	4,765	.00
Jerome White (Socialist Equality)	2,438	.00
Diane Beall Templin (American)	1,847	.00
Earl F. Dodge (Prohibition)	1,298	.00
A. Peter Crane (Independent)	1,101	.00
Justice Ralph Forbes (America First)	932	.00
John Birrenbach (Independent Grassroots)	787	.00
Isabell Masters (Looking Back)	752	.00
Steve Michael (Independent)	408	.00
<b>Total:</b>	<b>96,277,223*</b>	

Voting Age Population (Census Bureau Population Survey for November 1996): 196,511,000  
Percent of voting age population casting a vote for President: 48.99%

**Notes:**

Party designations vary from one state to another. Vote totals for the candidates listed above include any write-in votes they received.

\* Totals do not include the 123,000 write-in and blank votes that were compiled as one total in New York.



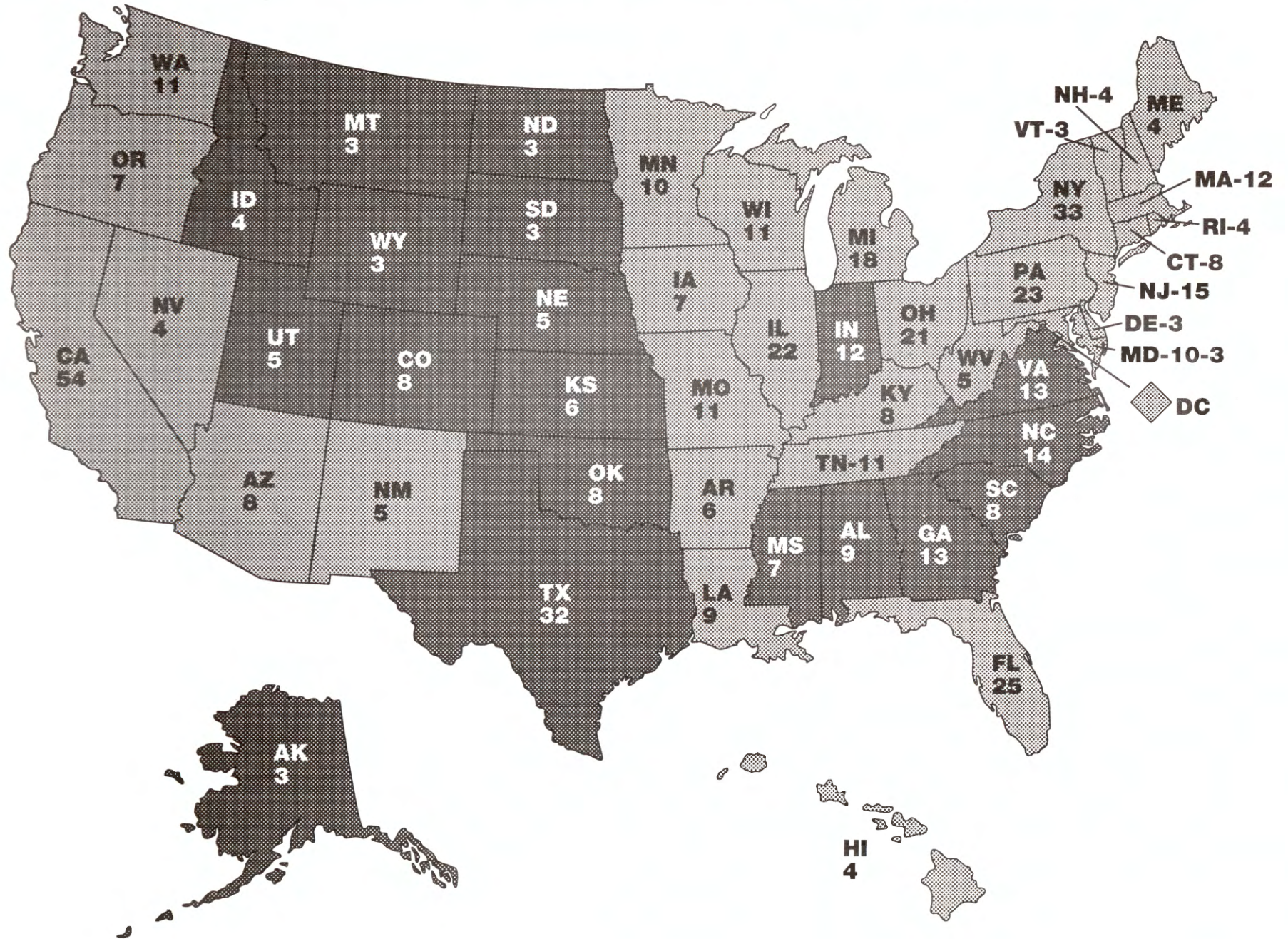
**1996 ELECTORAL AND POPULAR VOTE SUMMARY**

STATE	ELECTORAL VOTE		POPULAR VOTE			TOTAL POPULAR VOTE
	Clinton	Dole	Clinton	Dole	Perot	
AL		9	662,165	769,044	92,149	1,534,349
AK		3	80,380	122,746	26,333	241,620
AZ	8		653,288	622,073	112,072	1,404,405
AR	6		475,171	325,416	69,884	884,262
CA	54		5,119,835	3,828,380	697,847	10,019,484
CO		8	671,152	691,848	99,629	1,510,704
CT	8		735,740	483,109	139,523	1,392,614
DE	3		140,355	99,062	28,719	270,845
DC	3		158,220	17,339	3,611	185,726
FL	25		2,546,870	2,244,536	483,870	5,303,794
GA		13	1,053,849	1,080,843	146,337	2,299,071
HI	4		205,012	113,943	27,358	360,120
ID		4	165,443	256,595	62,518	491,719
IL	22		2,341,744	1,587,021	346,408	4,311,391
IN		12	887,424	1,006,693	224,299	2,135,431
IA	7		620,258	492,644	105,159	1,234,075
KS		6	387,659	583,245	92,639	1,074,300
KY	8		636,614	623,283	120,396	1,388,708
LA	9		927,837	712,586	123,293	1,783,959
ME	4		312,788	186,378	85,970	605,897
MD	10		966,207	681,530	115,812	1,780,870
MA	12		1,571,763	718,107	227,217	2,556,786
MI	18		1,989,653	1,481,212	336,670	3,848,844
MN	10		1,120,438	766,476	257,704	2,192,640
MS		7	394,022	439,838	52,222	893,857
MO	11		1,025,935	890,016	217,188	2,158,065
MT		3	167,922	179,652	55,229	407,261
NE		5	236,761	363,467	71,278	677,415
NV	4		203,974	199,244	43,986	464,279
NH	4		246,214	196,532	48,390	499,175
NJ	15		1,652,329	1,103,078	262,134	3,075,807
NM	5		273,495	232,751	32,257	556,074
NY	33		3,756,177	1,933,492	503,458	6,316,129
NC		14	1,107,849	1,225,938	168,059	2,515,807
ND		3	106,905	125,050	32,515	266,411
OH	21		2,148,222	1,859,883	483,207	4,534,434
OK		8	488,105	582,315	130,788	1,206,713
OR	7		649,641	538,152	121,221	1,377,760
PA	23		2,215,819	1,801,169	430,984	4,506,118
RI	4		233,050	104,683	43,723	390,284
SC		8	506,283	573,458	64,386	1,151,689
SD		3	139,333	150,543	31,250	323,826
TN	11		909,146	863,530	105,918	1,894,105
TX		32	2,459,683	2,736,167	378,537	5,611,644
UT		5	221,633	361,911	66,461	665,629
VT	3		137,894	80,352	31,024	258,449
VA		13	1,091,060	1,138,350	159,861	2,416,642
WA	11		1,123,323	840,712	201,003	2,253,837
WV	5		327,812	233,946	71,639	636,459
WI	11		1,071,971	845,029	227,339	2,196,169
WY		3	77,934	105,388	25,928	211,571
<b>Total:</b>	<b>379</b>	<b>159</b>	<b>47,402,357</b> 49.24%	<b>39,198,755</b> 40.71%	<b>8,085,402</b> 8.40%	<b>96,277,223</b>

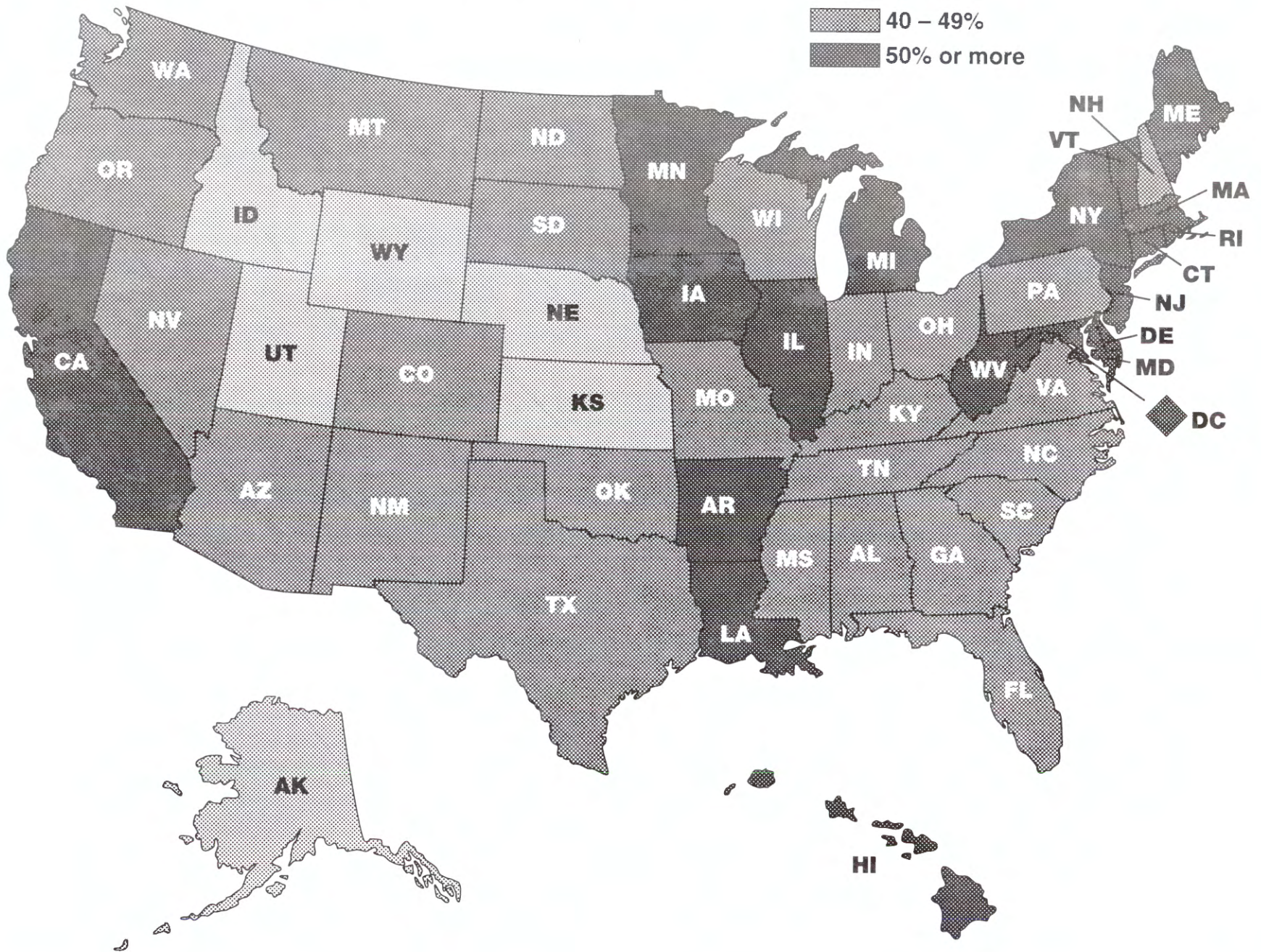

Note: Total Electoral Vote = 538. Total Electoral Vote Needed to Win = 270

# 1996 Electoral Vote Distribution

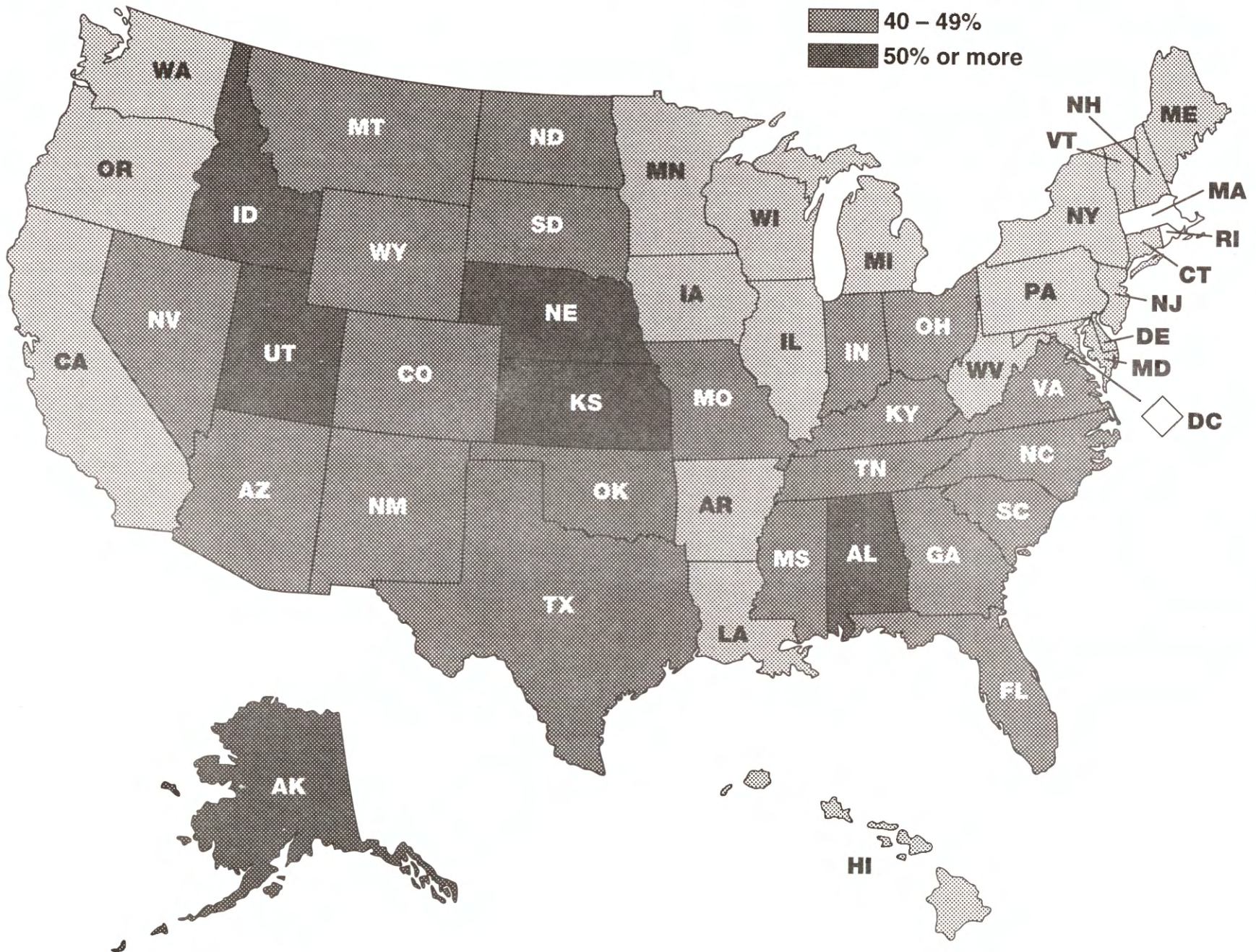

Clinton (Democrat) 379  
Dole (Republican) 159



# 1996 Popular Vote: Clinton



# 1996 Popular Vote: Dole





CANDIDATE NAME	PARTY	# OF VOTES	%
----------------	-------	------------	---

### ALABAMA

Dole, Bob	R	769,044	50.12
Clinton, Bill	D	662,165	43.16
Perot, Ross	I	92,149	6.00
Browne, Harry	LBT	5,290	.34
Phillips, Howard	I	2,365	.15
Hagelin, John	NL	1,697	.11
Scattered	W	1,123	.07
Harris, James	I	516	.03
<i>Total Votes:</i>		<b>1,534,349</b>	

### ALASKA

Dole, Bob	R	122,746	50.80
Clinton, Bill	D	80,380	33.27
Perot, Ross	REF	26,333	10.90
Nader, Ralph	GRN	7,597	3.14
Browne, Harry	LBT	2,276	.94
Phillips, Howard	UST	925	.38
Hagelin, John	NL	729	.30
Scattered	W	634	.26
<i>Total Votes:</i>		<b>241,620</b>	

### ARIZONA

Clinton, Bill	D	653,288	46.52
Dole, Bob	R	622,073	44.29
Perot, Ross	REF	112,072	7.98
Browne, Harry	LBT	14,358	1.02
Nader, Ralph	W	2,062	.15
Phillips, Howard	W	347	.02
Hagelin, John	W	153	.01
Collins, Charles E.	W	36	.00
Killeen, Caroline	W	11	.00
Winn, Robert B.	W	5	.00
<i>Total Votes:</i>		<b>1,404,405</b>	

### ARKANSAS

Clinton, Bill	D	475,171	53.74
Dole, Bob	R	325,416	36.80
Perot, Ross	REF	69,884	7.90
Nader, Ralph	GRA	3,649	.41
Browne, Harry	LBT	3,076	.35
Phillips, Howard	ATX	2,065	.23
Forbes, Justice Ralph	AF	932	.10
Collins, Charles E.	UIP	823	.09
Masters, Isabell, Ph.D.	LB	749	.08
Moorehead, Monica	WW	747	.08
Hagelin, Dr. John	NL	729	.08
Hollis, Mary Cal	SAR	538	.06
Dodge, Earl F.	P	483	.05
<i>Total Votes:</i>		<b>884,262</b>	

CANDIDATE NAME	PARTY	# OF VOTES	%
----------------	-------	------------	---

### CALIFORNIA

Clinton, Bill	D	5,119,835	51.10
Dole, Bob	R	3,828,380	38.21
Perot, Ross	REF	697,847	6.96
Nader, Ralph	GRN	237,016	2.36
Browne, Harry	LBT	73,600	.73
Feinland, Marsha	PFP	25,332	.25
Phillips, Howard	AIP	21,202	.21
Hagelin, John	NL	15,403	.15
Collins, Charles E.	W	765	.01
Harris, James E.	W	77	.00
Neuberg, Joel Gary	W	13	.00
Carter, Willie Felix	W	12	.00
Masters, Isabell	W	2	.00
<i>Total Votes:</i>		<i>10,019,484</i>	

### COLORADO

Dole, Bob	R	691,848	45.80
Clinton, Bill	D	671,152	44.43
Perot, Ross	REF	99,629	6.59
Nader, Ralph	GRC	25,070	1.66
Browne, Harry	LBT	12,392	.82
Phillips, Howard	AMC	2,813	.19
Collins, Charles E.	I	2,809	.18
Hagelin, John	NL	2,547	.17
Hollis, Mary Cal	SOC	669	.04
Moorehead, Monica	WW	599	.04
Templin, Diane Beall	AM	557	.04
Dodge, Earl F.	CP	375	.02
Harris, James E.	SWC	244	.02
<i>Total Votes:</i>		<i>1,510,704</i>	

### CONNECTICUT

Clinton, Bill	D	735,740	52.83
Dole, Bob	R	483,109	34.69
Perot, Ross	REF	139,523	10.02
Nader, Ralph	GRN	24,321	1.75
Browne, Harry	LBT	5,788	.42
Phillips, Howard	CNC	2,425	.17
Hagelin, John	NL	1,703	.12
Harris, James E.	W	4	.00
Rust, Johan	W	1	.00
<i>Total Votes:</i>		<i>1,392,614</i>	

CANDIDATE NAME	PARTY	# OF VOTES	%
----------------	-------	------------	---

### DELAWARE

Clinton, Bill	D	140,355	51.82
Dole, Bob	R	99,062	36.58
Perot, Ross	I	28,719	10.60
Browne, Harry	LBT	2,052	.76
Phillips, Howard	UST	348	.13
Hagelin, John	NL	274	.10
Nader, Ralph	W	18	.01
Powell, Colin	W	4	.00
Bush, Barbara	W	1	.00
Bush, George	W	1	.00
Butler, J. Thos.	W	1	.00
Butler, Tom	W	1	.00
DuPont, Pete	W	1	.00
Hagelin/Thompkins	W	1	.00
Hoff, Samuel	W	1	.00
Keyes, Alan	W	1	.00
Paulson, Pat	W	1	.00
Perot	W	1	.00
Rhodes, Ray	W	1	.00
Stewart, Lof Bridge	W	1	.00
Venables, Skip	W	1	.00
<i>Total Votes:</i>		<b>270,845</b>	

### DISTRICT OF COLUMBIA

Clinton, Bill	D	158,220	85.19
Dole, Bob	R	17,339	9.34
Nader, Ralph	GRN	4,780	2.57
Perot, Ross	REF	3,611	1.94
Scattered	W	648	.35
Browne, Harry	LBT	588	.32
Hagelin, John	NL	283	.15
Harris, James E.	SWP	257	.14
<i>Total Votes:</i>		<b>185,726</b>	

### FLORIDA

Clinton, Bill	D	2,546,870	48.02
Dole, Bob	R	2,244,536	42.32
Perot, Ross	REF	483,870	9.12
Browne, Harry	LBT	23,965	.45
Nader, Ralph	W	4,101	.08
Hagelin, John	W	418	.01
Hollis, Mary Cal	W	21	.00
Harris, James Edward	W	13	.00
<i>Total Votes:</i>		<b>5,303,794</b>	

### GEORGIA

Dole, Bob	R	1,080,843	47.01
Clinton, Bill	D	1,053,849	45.84
Perot, Ross	REF	146,337	6.36
Browne, Harry	LBT	17,870	.78
Phillips, Howard	W	145	.01
Collins, Charles	W	15	.00
Harris, James	W	12	.00
<i>Total Votes:</i>		<b>2,299,071</b>	



CANDIDATE NAME	PARTY	# OF VOTES	%
----------------	-------	------------	---

### HAWAII

Clinton, Bill	D	205,012	56.93
Dole, Bob	R	113,943	31.64
Perot, Ross	REF	27,358	7.60
Nader, Ralph	GRN	10,386	2.88
Browne, Harry	LBT	2,493	.69
Hagelin, John	NL	570	.16
Phillips, Howard	TXP	358	.10
<i>Total Votes:</i>		<b>360,120</b>	

### IDAHO

Dole, Bob	R	256,595	52.18
Clinton, Bill	D	165,443	33.64
Perot, Ross	REF	62,518	12.71
Browne, Harry	LBT	3,325	.68
Phillips, Howard	UST	2,230	.45
Hagelin, John	NL	1,600	.32
Collins, Charles	W	7	.00
Fellure, Jack	W	1	.00
<i>Total Votes:</i>		<b>491,719</b>	

### ILLINOIS

Clinton, Bill	D	2,341,744	54.31
Dole, Bob	R	1,587,021	36.81
Perot, Ross	REF	346,408	8.03
Browne, Harry	LBT	22,548	.52
Phillips, Howard	UST	7,606	.18
Hagelin, John	NL	4,606	.11
Nader, Ralph	W	1,447	.03
Marshall, William P.	W	3	.00
Rust, Johan K.	W	3	.00
Kosharsky, Jennifer "Jenny" Kay	W	2	.00
Carter, Willie Felix	W	1	.00
Dodge, Earl F.	W	1	.00
Sutherland, Randy	W	1	.00
<i>Total Votes:</i>		<b>4,311,391</b>	

### INDIANA

Dole, Bob	R	1,006,693	47.14
Clinton, Bill	D	887,424	41.56
Perot, Ross	REF	224,299	10.50
Browne, Harry	LBT	15,632	.73
Nader, Ralph	W	895	.04
Phillips, Howard	W	291	.01
Hagelin, John	W	118	.00
Hollis, Mary Cal	W	59	.00
Collins, Charles E.	W	11	.00
Birchler, David H.	W	9	.00
<i>Total Votes:</i>		<b>2,135,431</b>	

CANDIDATE NAME	PARTY	# OF VOTES	%
----------------	-------	------------	---

### IOWA

Clinton, Bill	D	620,258	50.26
Dole, Bob	R	492,644	39.92
Perot, Ross	REF	105,159	8.52
Nader, Ralph	GRN	6,550	.53
Hagelin, John	NL	3,349	.27
Browne, Harry	LBT-I	2,315	.19
Phillips, Howard	UST	2,229	.18
Scattered	W	1,240	.10
Harris, James	SWP	331	.03

*Total Votes:* 1,234,075

### KANSAS

Dole, Bob	R	583,245	54.29
Clinton, Bill	D	387,659	36.08
Perot, Ross	REF	92,639	8.62
Browne, Harry	LBT	4,557	.42
Phillips, Howard	I	3,519	.33
Hagelin, John	I	1,655	.15
Nader, Ralph	W	914	.08
Collins, Charles	W	112	.01

*Total Votes:* 1,074,300

### KENTUCKY

Clinton, Bill	D	636,614	45.84
Dole, Bob	R	623,283	44.88
Perot, Ross	REF	120,396	8.67
Browne, Harry	LBT	4,009	.29
Phillips, Howard	TXP	2,204	.16
Hagelin, John	NL	1,493	.11
Nader, Ralph	W	701	.05
Owens, Jason Scott	W	8	.00

*Total Votes:* 1,388,708

### LOUISIANA

Clinton, Bill	D	927,837	52.01
Dole, Bob	R	712,586	39.94
Perot, Ross	REF	123,293	6.91
Browne, Harry	LBT	7,499	.42
Nader, Ralph	LEC	4,719	.26
Phillips, Howard	TXP	3,366	.19
Hagelin, John	NL	2,981	.17
Moorehead, Monica	WW	1,678	.09

*Total Votes:* 1,783,959

### MAINE

Clinton, Bill	D	312,788	51.62
Dole, Bob	R	186,378	30.76
Perot, Ross	REF	85,970	14.19
Nader, Ralph	GRN	15,279	2.52
Browne, Harry	LBT	2,996	.49
Phillips, Howard	TXP	1,517	.25
Hagelin, John S.	NL	825	.14
Scattered	W	144	.02

*Total Votes:* 605,897

CANDIDATE NAME	PARTY	# OF VOTES	%
----------------	-------	------------	---

### MARYLAND

Clinton, Bill	D	966,207	54.25
Dole, Bob	R	681,530	38.27
Perot, Ross	REF	115,812	6.50
Browne, Harry	LBT	8,765	.49
Phillips, Howard	TXP	3,402	.19
Nader, Ralph	W	2,606	.15
Hagelin, John	NL	2,517	.14
Carter, Willie Felix	W	11	.00
Collins, Charles E.	W	6	.00
Hodge, Eldridge Kennedy	W	6	.00
Hollis, Mary Cal	W	4	.00
Gleason, Harriet H.	W	3	.00
Masters, Isabell	W	1	.00
<i>Total Votes:</i>		<b>1,780,870</b>	

### MASSACHUSETTS

Clinton, Bill	D	1,571,763	61.47
Dole, Bob	R	718,107	28.08
Perot, Ross	REF	227,217	8.89
Browne, Harry	LBT	20,426	.80
Scattered	W	6,182	.24
Hagelin, John	NL	5,184	.20
Nader, Ralph	W	4,565	.18
Moorehead, Monica	WW	3,277	.13
Hollis, Mary Cal	W	61	.00
Dodge, Earl F.	W	4	.00
<i>Total Votes:</i>		<b>2,556,786</b>	

### MICHIGAN

Clinton, Bill	D	1,989,653	51.69
Dole, Bob	R	1,481,212	38.48
Perot, Ross	REF	336,670	8.75
Browne, Harry	LBT	27,670	.72
Hagelin, John	NL	4,254	.11
Moorehead, Monica Gail	WW	3,153	.08
Nader, Ralph	W	2,322	.06
Scattered	W	1,817	.05
White, Jerome	SEP	1,554	.04
Phillips, Howard	W	539	.01
<i>Total Votes:</i>		<b>3,848,844</b>	

### MINNESOTA

Clinton, Bill	DFL	1,120,438	51.10
Dole, Bob	R	766,476	34.96
Perot, Ross	REF	257,704	11.75
Nader, Ralph	GMN	24,908	1.14
Browne, Harry	LBT	8,271	.38
Peron, Dennis	GRT	4,898	.22
Phillips, Howard	UST	3,416	.16
Scattered	W	2,903	.13
Hagelin, John	NL	1,808	.08
Birrenbach, John	IGR	787	.04
Harris, James	SWP	684	.03
White, Jerome	SEP	347	.02
<i>Total Votes:</i>		<b>2,192,640</b>	

CANDIDATE NAME	PARTY	# OF VOTES	%
----------------	-------	------------	---

### MISSISSIPPI

Dole, Bob	R	439,838	49.21
Clinton, Bill	D	394,022	44.08
Perot, Ross	I	52,222	5.84
Browne, Harry	LBT	2,809	.31
Phillips, Howard	MTX	2,314	.26
Hagelin, John	NL	1,447	.16
Collins, Charles	I	1,205	.13
<i>Total Votes:</i>		<b>893,857</b>	

### MISSOURI

Clinton, Bill	D	1,025,935	47.54
Dole, Bob	R	890,016	41.24
Perot, Ross	REF	217,188	10.06
Phillips, Howard	UST	11,521	.53
Browne, Harry	LBT	10,522	.49
Hagelin, John	NL	2,287	.11
Nader, Ralph	W	534	.02
Collins, Charles E.	W	62	.00
<i>Total Votes:</i>		<b>2,158,065</b>	

### MONTANA

Dole, Bob	R	179,652	44.11
Clinton, Bill	D	167,922	41.23
Perot, Ross	REF	55,229	13.56
Browne, Harry	LBT	2,526	.62
Hagelin, John	NL	1,754	.43
Phillips, Howard	W	152	.04
Collins, Charles E.	W	20	.00
Locke, Timothy J.	W	5	.00
Hollis, Mary Cal	W	1	.00
<i>Total Votes:</i>		<b>407,261</b>	

### NEBRASKA

Dole, Bob	R	363,467	53.66
Clinton, Bill	D	236,761	34.95
Perot, Ross	REF	71,278	10.52
Browne, Harry	LBT	2,792	.41
Phillips, Howard	I	1,928	.28
Hagelin, John	NL	1,189	.18
<i>Total Votes:</i>		<b>677,415</b>	

### NEVADA

Clinton, Bill	D	203,974	43.93
Dole, Bob	R	199,244	42.91
Perot, Ross	REF	43,986	9.47
None of These Candidates		5,608	1.21
Nader, Ralph	GRN	4,730	1.02
Browne, Harry	LBT	4,460	.96
Phillips, Howard	IAP	1,732	.37
Hagelin, John	NL	545	.12
<i>Total Votes:</i>		<b>464,279</b>	

CANDIDATE NAME	PARTY	# OF VOTES	%
----------------	-------	------------	---

### NEW HAMPSHIRE

Clinton, Bill	D	246,214	49.32
Dole, Bob	R	196,532	39.37
Perot, Ross	REF	48,390	9.69
Browne, Harry	LBT	4,237	.85
Scattered	W	2,456	.49
Phillips, Howard	NTX	1,346	.27
<i>Total Votes:</i>		<b>499,175</b>	

### NEW JERSEY

Clinton, Bill	D	1,652,329	53.72
Dole, Bob	R	1,103,078	35.86
Perot, Ross	REF*	262,134	8.52
Nader, Ralph	GRN*	32,465	1.06
Browne, Harry	LBT*	14,763	.48
Hagelin, John	NL*	3,887	.13
Phillips, Howard	UST*	3,440	.11
Harris, James	SWP*	1,837	.06
Moorehead, Monica	WW*	1,337	.04
White, Jerome	SEP*	537	.02
<i>Total Votes:</i>		<b>3,075,807</b>	

\* On the ballot, candidates were listed as Independents.

### NEW MEXICO

Clinton, Bill	D	273,495	49.18
Dole, Bob	R	232,751	41.86
Perot, Ross	REF	32,257	5.80
Nader, Ralph	GRN	13,218	2.38
Browne, Harry	LBT	2,996	.54
Phillips, Howard	TXP	713	.13
Hagelin, Dr. John	NL	644	.12
<i>Total Votes:</i>		<b>556,074</b>	

### NEW YORK\*

Clinton, Bill	Combined Parties:	3,756,177	59.47
Clinton, Bill	D	[3,649,630]	
Clinton, Bill	L	[106,547]	
Dole, Bob	Combined Parties:	1,933,492	30.61
Dole, Bob	R	[1,738,707]	
Dole, Bob	C	[183,392]	
Dole, Bob	FRE	[11,393]	
Perot, Ross	IDP	503,458	7.97
Nader, Ralph	GRN	75,956	1.20
Phillips, Howard	RTL	23,580	.37
Browne, Harry	LBT	12,220	.19
Hagelin, John	NL	5,011	.08
Moorehead, Monica Gail	WW	3,473	.05
Harris, James E.	SWP	2,762	.04
<i>Total Votes:</i>		<b>6,316,129</b>	

\* 123,000 Write-in and blank votes were compiled as one total.

CANDIDATE NAME	PARTY	# OF VOTES	%
----------------	-------	------------	---

### NORTH CAROLINA

Dole, Bob	R	1,225,938	48.73
Clinton, Bill	D	1,107,849	44.04
Perot, Ross	REF	168,059	6.68
Browne, Harry	LBT	8,740	.35
Hagelin, John	NL	2,771	.11
Nader, Ralph	W	2,108	.08
Phillips, Howard	W	258	.01
Harris, James	W	84	.00
<i>Total Votes:</i>		<b>2,515,807</b>	

### NORTH DAKOTA

Dole, Bob	R	125,050	46.94
Clinton, Bill	D	106,905	40.13
Perot, Ross	REF	32,515	12.20
Browne, Harry	LBT	847	.32
Phillips, Howard	I	745	.27
Hagelin, Dr. John	NL	349	.13
<i>Total Votes:</i>		<b>266,411</b>	

### OHIO

Clinton, Bill	D	2,148,222	47.38
Dole, Bob	R	1,859,883	41.02
Perot, Ross	REF	483,207	10.66
Browne, Harry	I	12,851	.28
Moorehead, Monica	I	10,813	.24
Hagelin, John	NL	9,120	.20
Phillips, Howard	I	7,361	.16
Nader, Ralph	W	2,962	.07
Burkhardt, Dan	W	11	.00
Snyder, Mark	W	4	.00
<i>Total Votes:</i>		<b>4,534,434</b>	

### OKLAHOMA

Dole, Bob	R	582,315	48.26
Clinton, Bill	D	488,105	40.45
Perot, Ross	REF	130,788	10.84
Browne, Harry	LBT	5,505	.46
<i>Total Votes:</i>		<b>1,206,713</b>	

### OREGON

Clinton, Bill	D	649,641	47.15
Dole, Bob	R	538,152	39.06
Perot, Ross	REF	121,221	8.79
Nader, Ralph	PAC	49,415	3.59
Browne, Harry	LBT	8,903	.65
Phillips, Howard	UST	3,379	.24
Hagelin, John	NL	2,798	.20
Scattered	W	2,329	.17
Hollis, Mary Cal	SOC	1,922	.14
<i>Total Votes:</i>		<b>1,377,760</b>	

CANDIDATE NAME	PARTY	# OF VOTES	%
----------------	-------	------------	---

### PENNSYLVANIA

Clinton, Bill	D	2,215,819	49.17
Dole, Bob	R	1,801,169	39.97
Perot, Ross	REF	430,984	9.56
Browne, Harry	LBT	28,000	.62
Phillips, Howard	CST	19,552	.43
Hagelin, John	NL	5,783	.13
Nader, Ralph	W	3,086	.07
Scattered	W	1,725	.04
<i>Total Votes:</i>		<b>4,506,118</b>	

### RHODE ISLAND

Clinton, Bill	D	233,050	59.71
Dole, Bob	R	104,683	26.82
Perot, Ross	REF	43,723	11.20
Nader, Ralph	GRN	6,040	1.55
Browne, Harry	LBT	1,109	.28
Phillips, Howard	UST	1,021	.26
Hagelin, John	NL	435	.11
Moorehead, Monica	WW	186	.05
Scattered	W	37	.01
<i>Total Votes:</i>		<b>390,284</b>	

### SOUTH CAROLINA

Dole, Bob	R	573,458	49.79
Clinton, Bill	D	506,283	43.96
Perot, Ross	Combined Parties:	64,386	5.59
Perot, Ross	REF	[27,307]	
Perot, Ross	PAT	[37,079]	
Browne, Harry	LBT	4,271	.37
Phillips, Howard	UST	2,043	.18
Hagelin, John	NL	1,248	.11
<i>Total Votes:</i>		<b>1,151,689</b>	

### SOUTH DAKOTA

Dole, Bob	R	150,543	46.49
Clinton, Bill	D	139,333	43.03
Perot, Ross	I	31,250	9.65
Browne, Harry	LBT	1,472	.45
Phillips, Howard	I	912	.28
Hagelin, John	I	316	.10
<i>Total Votes:</i>		<b>323,826</b>	

### TENNESSEE

Clinton, Bill	D	909,146	48.00
Dole, Bob	R	863,530	45.59
Perot, Ross	I	105,918	5.59
Nader, Ralph	I	6,427	.34
Browne, Harry	I	5,020	.26
Phillips, Howard	I	1,818	.10
Collins, Charles E.	I	688	.04
Hagelin, John	I	636	.03
Michael, Steve	I	408	.02
Dodge, Earl	I	324	.02
Scattered	W	190	.01
<i>Total Votes:</i>		<b>1,894,105</b>	

CANDIDATE NAME	PARTY	# OF VOTES	%
----------------	-------	------------	---

### TEXAS

Dole, Bob	R	2,736,167	48.76
Clinton, Bill	D	2,459,683	43.83
Perot, Ross	I	378,537	6.74
Browne, Harry	LBT	20,256	.36
Phillips, Howard	UST	7,472	.13
Nader, Ralph	W	4,810	.08
Hagelin, John	NL	4,422	.08
Hollis, Mary Cal	W	297	.00

*Total Votes:* 5,611,644

### UTAH

Dole, Bob	R	361,911	54.37
Clinton, Bill	D	221,633	33.30
Perot, Ross	REF	66,461	9.98
Nader, Ralph	GRC	4,615	.69
Browne, Harry	LBT	4,129	.62
Phillips, Howard	UST	2,601	.39
Templin, Diane Beall	IAP	1,290	.19
Crane, A. Peter	I	1,101	.16
Hagelin, John	NL	1,085	.16
Moorehead, Monica	WW	298	.04
Harris, James E.	SWP	235	.04
Dodge, Earl F.	P	111	.02
Hollis, Mary Cal	W	53	.01
Parker, II, Madison Alden	W	29	.00
Rust, Johan Kornelis	W	25	.00
Yonngkeit, Louie Gene	W	19	.00
Davis, Roger Thomas	W	10	.00
Collins, Charles E.	W	8	.00
Gregerson, Hans	W	4	.00
Trambley, Clarene J.	W	4	.00
Schultz, Debra L. Axtell	W	3	.00
Topham, Lawrence Rey	W	3	.00
Mabardy, Jack	W	1	.00

*Total Votes:* 665,629

### VERMONT

Clinton, Bill	D	137,894	53.35
Dole, Bob	R	80,352	31.09
Perot, Ross	REF	31,024	12.00
Nader, Ralph	GCN	5,585	2.16
Browne, Harry	LBT	1,183	.46
Scattered	W	560	.22
Hagelin, John	NL	498	.19
Peron, Dennis	GRT	480	.18
Phillips, Howard	UST	382	.15
Hollis, Mary Cal	LU	292	.11
Harris, James E.	SWP	199	.08

*Total Votes:* 258,449



CANDIDATE NAME	PARTY	# OF VOTES	%
----------------	-------	------------	---

### VIRGINIA

Dole, Bob	R	1,138,350	47.10
Clinton, Bill	D	1,091,060	45.15
Perot, H. Ross	VR	159,861	6.62
Phillips, Howard	VTX	13,687	.57
Browne, Harry	LBT	9,174	.38
Hagelin, John	NL	4,510	.19
<i>Total Votes:</i>		<b>2,416,642</b>	

### WASHINGTON

Clinton, Bill	D	1,123,323	49.84
Dole, Bob	R	840,712	37.30
Perot, Ross	REF	201,003	8.92
Nader, Ralph	I	60,322	2.68
Browne, Harry	LBT	12,522	.56
Hagelin, John	NL	6,076	.27
Phillips, Howard	UST	4,578	.20
Collins, Charles E.	I	2,374	.10
Moorehead, Monica Gail	WW	2,189	.10
Harris, James E.	SWP	738	.03
<i>Total Votes:</i>		<b>2,253,837</b>	

### WEST VIRGINIA

Clinton, Bill	D	327,812	51.50
Dole, Bob	R	233,946	36.76
Perot, Ross	REF	71,639	11.26
Browne, Harry	LBT	3,062	.48
<i>Total Votes:</i>		<b>636,459</b>	

### WISCONSIN

Clinton, Bill	D	1,071,971	48.81
Dole, Bob	R	845,029	38.48
Perot, Ross	REF	227,339	10.35
Nader, Ralph	I	28,723	1.31
Phillips, Howard	UST	8,811	.40
Browne, Harry	LBT	7,929	.36
Scattered	W	2,324	.10
Hagelin, John	I	1,379	.06
Moorehead, Monica	I	1,333	.06
Hollis, Mary Cal	I	848	.04
Harris, James E.	I	483	.02
<i>Total Votes:</i>		<b>2,196,169</b>	

### WYOMING

Dole, Bob	R	105,388	49.81
Clinton, Bill	D	77,934	36.84
Perot, Ross	I	25,928	12.26
Browne, Harry	LBT	1,739	.82
Hagelin, John	NL	582	.28
<i>Total Votes:</i>		<b>211,571</b>	

**OFFICIAL PRIMARY ELECTION RESULTS  
FOR  
UNITED STATES PRESIDENT**



CANDIDATE NAME	PARTY	# OF VOTES	%
----------------	-------	------------	---

## ALABAMA

### Primary Election: June 4, 1996

Clinton, Bill	D	243,588	80.65
Uncommitted	D	45,764	15.15
LaRouche, Lyndon	D	12,686	4.20
<i>Total Party Votes:</i>		<i>302,038</i>	
Dole, Bob	R	160,097	75.54
Buchanan, Pat	R	33,409	15.76
Uncommitted	R	11,073	5.22
Keyes, Alan	R	7,354	3.47
<i>Total Party Votes:</i>		<i>211,933</i>	
<i>Total State Votes:</i>		<i>513,971</i>	

## ARIZONA

### Primary Election: March 9, 1996\*

Clinton	D	12,303	95.49
No Preference	D	581	4.51
<i>Total Party Votes:</i>		<i>12,884</i>	

### Primary Election: February 27, 1996

Forbes, Steve	R	115,962	33.37
Dole, Bob	R	102,980	29.64
Buchanan, Patrick J. "Pat"	R	95,742	27.55
Alexander, Lamar	R	24,765	7.13
Keyes, Alan L.	R	2,790	.80
Lugar, Richard G.	R	2,064	.59
Gramm, Phil	R	857	.25
Dornan, Robert K.	R	735	.21
Ducey, Susan	R	539	.16
Jennings, Ann	R	304	.09
Taylor, Morry	R	148	.04
Pharr, Joann V.	R	125	.04
Hewitt, Kenneth	R	104	.03
Jensen, Paul	R	99	.03
Fricke, Doug	R	64	.02
Levinson, Michael S.	R	59	.02
Patty, Hubert David	R	55	.02
Holden, Charles	R	38	.01
Staggs, Clyde	R	33	.01
Aldrich, C.A.	R	19	.00
<i>Total Party Votes:</i>		<i>347,482</i>	
<i>Total State Votes:</i>		<i>347,482</i>	

\* The Arizona Democratic Party held its own primary on March 9, 1996.

CANDIDATE NAME	PARTY	# OF VOTES	%
----------------	-------	------------	---

## ARKANSAS

### Primary Election: May 21, 1996

Clinton, Bill	D	236,547	78.75
Uncommitted	D	30,416	10.12
LaRouche, Lyndon H., Jr.	D	20,401	6.79
Lloyd-Duffie, Elvena E.	D	13,025	4.34
<b>Total Party Votes:</b>		<b>300,389</b>	
Dole, Bob	R	32,700	76.38
Buchanan, Patrick J. "Pat"	R	10,071	23.52
Uncommitted	R	43	.10
<b>Total Party Votes:</b>		<b>42,814</b>	
<b>Total State Votes:</b>		<b>343,203</b>	

## CALIFORNIA

### Primary Election: March 26, 1996

Clinton, Bill	D	2,342,185	92.83
LaRouche, Lyndon H., Jr.	D	173,953	6.89
Nader, Ralph	W(D)	6,599	.26
Paulsen, Pat	W(D)	310	.01
Spangler, Ronald	W(D)	10	.00
Smith, Oscar, Jr.	W(D)	3	.00
Womack, Hal	W(D)	2	.00
Allen, Stanley	W(D)	0	.00
<b>Total Party Votes:</b>		<b>2,523,062</b>	
Dole, Bob	R	1,619,931	66.06
Buchanan, Pat	R	450,695	18.38
Forbes, Steve	R	183,367	7.48
Keyes, Alan	R	93,577	3.82
Alexander, Lamar	R	44,130	1.80
Dornan, Robert K.	R	23,215	.95
Gramm, Phil	R	15,232	.62
Lugar, Richard	R	14,801	.60
Taylor, Morry	R	5,778	.24
Nader, Ralph	W(R)	1,441	.06
Paulsen, Pat	W(R)	136	.00
Neuberg, Joel	W(R)	9	.00
<b>Total Party Votes:</b>		<b>2,452,312</b>	
Phillips, Howard	AIP	19,204	100.00
<b>Total Party Votes:</b>		<b>19,204</b>	
Nader, Ralph	GRN	22,649	100.00
<b>Total Party Votes:</b>		<b>22,649</b>	
Browne, Harry	LBT	7,258	50.04
Tompkins, Rick	LBT	3,400	23.44
Schiff, Irwin	LBT	2,215	15.27
Ohmen, Douglass J.	LBT	1,517	10.46
Nader, Ralph	W(LBT)	115	.79
<b>Total Party Votes:</b>		<b>14,505</b>	
Hagelin, John	NL	3,779	100.00
<b>Total Party Votes:</b>		<b>3,779</b>	

CANDIDATE NAME	PARTY	# OF VOTES	%
----------------	-------	------------	---

### CALIFORNIA (Continued)

Moorehead, Monica	PFP	2,153	33.90
Tucker, Jan	PFP	1,512	23.81
Horne, Gerald	PFP	1,430	22.52
Hollis, Mary Cal	PFP	1,068	16.82
Nader, Ralph	W(PFP)	187	2.94
<i>Total Party Votes:</i>		<b>6,350</b>	
Feuer, Israel (Delegate)	W(PFP)	9	100.00
<i>Total Party Votes:</i>		<b>9</b>	
Nader, Ralph	W(REF)	575	93.19
Templin, Diane Beall	W(REF)	42	6.81
<i>Total Party Votes:</i>		<b>617</b>	
<i>Total State Votes:</i>		<b>5,042,487</b>	

### COLORADO

#### Primary Election: March 5, 1996

Clinton, Bill	D	48,454	88.86
LaRouche, Lyndon H., Jr.	D	5,981	10.97
Gunderson, Ted	D	92	.17
<i>Total Party Votes:</i>		<b>54,527</b>	
Dole, Bob	R	108,123	43.61
Buchanan, Patrick J.	R	53,376	21.53
Forbes, Steve	R	51,592	20.81
Alexander, Lamar	R	24,184	9.75
Keyes, Alan L.	R	9,052	3.65
Lugar, Richard G.	R	1,603	.65
<i>Total Party Votes:</i>		<b>247,930</b>	
<i>Total State Votes:</i>		<b>302,457</b>	

### CONNECTICUT

#### Primary Election: March 5, 1996\*

Dole, Bob	R	70,998	54.44
Forbes, Steve	R	26,253	20.13
Buchanan, Patrick J.	R	19,664	15.08
Alexander, Lamar	R	6,985	5.36
Keyes, Alan	R	2,209	1.69
Uncommitted	R	1,699	1.30
Lugar, Richard G.	R	1,495	1.15
Taylor, Morry	R	430	.33
Dornan, Robert K.	R	401	.31
Gramm, Phil	R	284	.22
<i>Total Party Votes:</i>		<b>130,418</b>	
<i>Total State Votes:</i>		<b>130,418</b>	

\* The Democratic primary was not held as Bill Clinton was the only candidate who qualified for the ballot.

CANDIDATE NAME	PARTY	# OF VOTES	%
----------------	-------	------------	---

## DELAWARE

### Primary Election: February 24, 1996

Clinton, Bill	D	9,694	90.26
LaRouche, Lyndon H., Jr.	D	1,046	9.74
<i>Total Party Votes:</i>		<b>10,740</b>	
Forbes, Steve	R	10,709	32.68
Dole, Bob	R	8,909	27.18
Buchanan, Pat	R	6,118	18.67
Alexander, Lamar	R	4,375	13.35
Keyes, Alan L.	R	1,729	5.28
Lugar, Richard	R	717	2.19
Gramm, Phil	R	216	.66
<i>Total Party Votes:</i>		<b>32,773</b>	
<i>Total State Votes:</i>		<b>43,513</b>	

## DISTRICT OF COLUMBIA

### Primary Election: May 7, 1996

Clinton, Bill	D	20,568	98.13
LaRouche, Lyndon H., Jr.	D	391	1.86
<i>Total Party Votes:</i>		<b>20,959</b>	
Dole, Bob	R	2,256	75.53
Uncommitted	R	381	12.76
Buchanan, Patrick J.	R	283	9.47
Scattered	W(R)	67	2.24
<i>Total Party Votes:</i>		<b>2,987</b>	
<i>Total District Votes:</i>		<b>23,946</b>	

## FLORIDA

### Primary Election: March 12, 1996\*

Dole, Bob	R	511,377	56.91
Forbes, Steve	R	181,768	20.23
Buchanan, Pat	R	162,770	18.12
Keyes, Alan	R	16,631	1.85
Alexander, Lamar	R	14,142	1.57
Dornan, Bob	R	4,465	.50
Lugar, Richard	R	3,236	.36
Gramm, Phil	R	2,994	.33
Taylor, Morry	R	1,133	.13
<i>Total Party Votes:</i>		<b>898,516</b>	
<i>Total State Votes:</i>		<b>898,516</b>	

\* The Democratic primary was not held as Bill Clinton was the only candidate who qualified for the ballot.

CANDIDATE NAME	PARTY	# OF VOTES	%
----------------	-------	------------	---

## GEORGIA

### Primary Election: March 5, 1996

Clinton, Bill	D	95,103	100.00
<i>Total Party Votes:</i>		<b>95,103</b>	
Dole, Bob	R	226,732	40.56
Buchanan, Pat	R	162,627	29.09
Alexander, Lamar	R	75,855	13.57
Forbes, Steve	R	71,276	12.75
Keyes, Alan	R	17,538	3.14
Lugar, Richard	R	1,971	.35
Gramm, Phil	R	1,095	.20
Dornan, Robert K.	R	1,005	.18
Collins, Charles E.	R	661	.12
Taylor, Maurice	R	307	.05
<i>Total Party Votes:</i>		<b>559,067</b>	
<i>Total State Votes:</i>		<b>654,170</b>	

## IDAHO

### Primary Election: May 28, 1996

Clinton, Bill	D	35,277	87.69
None of the Names Shown	D	4,951	12.31
<i>Total Party Votes:</i>		<b>40,228</b>	
Dole, Bob	R	74,011	62.34
Buchanan, Pat	R	26,461	22.29
None of the Names Shown	R	12,339	10.39
Keyes, Alan L.	R	5,904	4.97
<i>Total Party Votes:</i>		<b>118,715</b>	
<i>Total State Votes:</i>		<b>158,943</b>	

## ILLINOIS

### Primary Election: March 19, 1996

Clinton, Bill	D	770,001	96.17
Lloyd-Duffie, Elvena E.	D	16,045	2.00
LaRouche, Lyndon H., Jr.	D	14,624	1.83
Harder, Heather Anne	D	6	.00
<i>Total Party Votes:</i>		<b>800,676</b>	
Dole, Bob	R	532,467	65.06
Buchanan, Patrick J.	R	186,177	22.75
Forbes, Steve	R	39,906	4.88
Keyes, Alan L.	R	30,052	3.67
Alexander, Lamar	R	12,585	1.54
Lugar, Richard G.	R	8,286	1.01
Gramm, Phil	R	6,696	.82
Taylor, Morry	R	2,189	.27
Kelley, V. A.	R	6	.00
<i>Total Party Votes:</i>		<b>818,364</b>	
Browne, Harry	LBT	1,278	73.96
Schiff, Irwin A.	LBT	450	26.04
<i>Total Party Votes:</i>		<b>1,728</b>	
<i>Total State Votes:</i>		<b>1,620,768</b>	



CANDIDATE NAME	PARTY	# OF VOTES	%
----------------	-------	------------	---

## INDIANA

### Primary Election: May 7, 1996

Clinton, Bill	D	329,536	100.00
<i>Total Party Votes:</i>		<b>329,536</b>	
Dole, Bob	R	365,860	70.78
Buchanan, Pat	R	100,245	19.39
Forbes, Steve	R	50,802	9.83
<i>Total Party Votes:</i>		<b>516,907</b>	
<i>Total State Votes:</i>		<b>846,443</b>	

## KENTUCKY

### Primary Election: May 28, 1996

Clinton, Bill	D	211,667	76.68
"Uncommitted"	D	44,028	15.95
LaRouche, Lyndon H., Jr.	D	20,324	7.36
<i>Total Party Votes:</i>		<b>276,019</b>	
Dole, Bob	R	76,669	73.83
Buchanan, Patrick J. "Pat"	R	8,526	8.21
"Uncommitted"	R	4,793	4.62
Keyes, Alan	R	3,822	3.68
Forbes, Steve	R	3,400	3.27
Alexander, Lamar	R	3,272	3.15
Lugar, Richard G.	R	2,235	2.15
Gramm, Phil	R	1,122	1.08
<i>Total Party Votes:</i>		<b>103,839</b>	
<i>Total State Votes:</i>		<b>379,858</b>	

## LOUISIANA

### Primary Election: March 12, 1996

Clinton, "Bill"	D	124,931	80.76
LaRouche, Lyndon H., Jr.	D	18,150	11.73
Lloyd-Duffie, Elvena E.	D	11,620	7.51
<i>Total Party Votes:</i>		<b>154,701</b>	
Dole, "Bob"	R	37,170	47.78
Buchanan, Patrick J. "Pat"	R	25,757	33.11
Forbes, Steve	R	10,265	13.20
Keyes, Alan Lee	R	2,464	3.17
Alexander, Lamar	R	1,642	2.11
Taylor, Morry	R	491	.63
<i>Total Party Votes:</i>		<b>77,789</b>	
<i>Total State Votes:</i>		<b>232,490</b>	

CANDIDATE NAME	PARTY	# OF VOTES	%
----------------	-------	------------	---

## MAINE

Primary Election: March 5, 1996

Clinton, Bill	D	23,879	88.35
Uncommitted	D	2,433	9.00
LaRouche, Lyndon H., Jr.	D	715	2.64
<i>Total Party Votes:</i>		<i>27,027</i>	
Dole, Bob	R	31,147	46.29
Buchanan, Patrick J.	R	16,478	24.49
Forbes, Steve	R	9,991	14.85
Alexander, Lamar	R	4,450	6.61
Lugar, Richard G.	R	1,934	2.87
Uncommitted	R	1,741	2.59
Keyes, Alan	R	1,229	1.83
Gramm, Phil	R	163	.24
Taylor, Morry	R	147	.22
<i>Total Party Votes:</i>		<i>67,280</i>	
<i>Total State Votes:</i>		<i>94,307</i>	

## MARYLAND

Primary Election: March 5, 1996

Clinton, Bill	D	247,492	84.23
Uncommitted	D	33,417	11.37
LaRouche, Lyndon H., Jr.	D	12,920	4.40
<i>Total Party Votes:</i>		<i>293,829</i>	
Dole, Bob	R	135,522	53.30
Buchanan, Pat	R	53,585	21.08
Forbes, Malcolm S., Jr.	R	32,207	12.67
Alexander, Lamar	R	14,061	5.53
Keyes, Alan	R	13,718	5.40
Lugar, Richard	R	2,872	1.13
Gramm, Phil	R	1,174	.46
Dornan, Robert K.	R	757	.30
Taylor, Maurice	R	350	.14
<i>Total Party Votes:</i>		<i>254,246</i>	
<i>Total State Votes:</i>		<i>548,075</i>	

## MASSACHUSETTS

Primary Election: March 5, 1996

Clinton, Bill	D	135,360	87.06
No Preference	D	12,623	8.12
LaRouche, Lyndon H., Jr.	D	5,212	3.35
All Others	D	2,275	1.46
<i>Total Party Votes:</i>		<i>155,470</i>	
Dole, Bob	R	135,946	47.73
Buchanan, Patrick J.	R	71,688	25.17
Forbes, Steve	R	39,605	13.90
Alexander, Lamar	R	21,456	7.53
Keyes, Alan	R	5,224	1.83
Lugar, Richard G.	R	4,743	1.66
No Preference	R	3,303	1.16
All Others	R	1,218	.43
Gramm, Phil	R	673	.24

CANDIDATE NAME	PARTY	# OF VOTES	%
----------------	-------	------------	---

### MASSACHUSETTS (Continued)

Dornan, Robert K.	R	544	.19
Taylor, Morry	R	433	.15
<i>Total Party Votes:</i>		<b>284,833</b>	
Browne, Harry	LBT	386	44.37
No Preference	LBT	237	27.24
Tompkins, Rick	LBT	111	12.76
All Others	LBT	70	8.04
Schiff, Irwin	LBT	66	7.59
<i>Total Party Votes:</i>		<b>870</b>	
<i>Total State Votes:</i>		<b>441,173</b>	

### MICHIGAN

#### Primary Election: March 19, 1996

Uncommitted	D	123,640	86.61
Write-In	D	19,110	13.39
<i>Total Party Votes:</i>		<b>142,750</b>	
Dole, Bob	R	265,425	50.64
Buchanan, Patrick	R	177,562	33.88
Forbes, Steve	R	26,610	5.08
Uncommitted	R	23,109	4.41
Keyes, Alan	R	15,995	3.05
Alexander, Lamar	R	7,631	1.46
Lugar, Richard	R	2,175	.41
Gramm, Phil	R	1,755	.33
Dornan, Robert	R	1,723	.33
Write-In	R	1,158	.22
Taylor, Maurice	R	1,018	.19
<i>Total Party Votes:</i>		<b>524,161</b>	
<i>Total State Votes</i>		<b>666,911</b>	

### MISSISSIPPI

#### Primary Election: March 12, 1996

Clinton, Bill	D	86,716	92.46
LaRouche, Lyndon H., Jr.	D	7,072	7.54
<i>Total Party Votes:</i>		<b>93,788</b>	
Dole, Bob	R	91,639	60.32
Buchanan, Pat	R	39,324	25.88
Forbes, Steve, Jr.	R	12,119	7.98
Keyes, Alan	R	2,907	1.91
Alexander, Lamar	R	2,781	1.83
Dornan, Bob	R	2,123	1.40
Gramm, Phil	R	475	.31
Clegg, Billy Joe	R	297	.20
Lugar, Richard	R	141	.09
Taylor, Morry	R	84	.06
Rogers, Tennie	R	35	.02
<i>Total Party Votes:</i>		<b>151,925</b>	
<i>Total State Votes:</i>		<b>245,713</b>	

CANDIDATE NAME	PARTY	# OF VOTES	%
----------------	-------	------------	---

## MONTANA

### Primary Election: June 4, 1996

Clinton, Bill	D	82,549	90.00
No Preference	D	9,176	10.00
<i>Total Party Votes:</i>		<b>91,725</b>	
Dole, Bob	R	72,176	61.30
Buchanan, Pat	R	28,581	24.27
No Preference	R	8,533	7.25
Forbes, Steve	R	8,456	7.18
<i>Total Party Votes:</i>		<b>117,746</b>	
<i>Total State Votes:</i>		<b>209,471</b>	

## NEBRASKA

### Primary Election: May 14, 1996

Clinton, Bill	D	81,854	86.92
LaRouche, Lyndon H., Jr.	D	10,228	10.86
Scattered	D	2,094	2.22
<i>Total Party Votes:</i>		<b>94,176</b>	
Dole, Bob	R	129,131	75.70
Buchanan, Patrick J.	R	17,741	10.40
Forbes, Steve	R	10,612	6.22
Keyes, Alan L.	R	5,132	3.01
Alexander, Lamar	R	4,423	2.59
Lugar, Richard G.	R	1,127	.66
Scattered	R	1,118	.66
Dornan, Bob	R	847	.50
Taylor, Morry	R	460	.27
<i>Total Party Votes:</i>		<b>170,591</b>	
Browne, Harry	LBT	80	88.89
Scattered	W(LBT)	10	11.11
<i>Total Party Votes:</i>		<b>90</b>	
Browne, Harry	I-LBT	49	77.78
Scattered	W(I-LBT)	14	22.22
<i>Total Party Votes:</i>		<b>63</b>	
<i>Total State Votes:</i>		<b>264,920</b>	

## NEVADA

### Primary Election: March 26, 1996\*

Dole, Bob	R	72,932	51.86
Forbes, Steve	R	27,063	19.24
Buchanan, Patrick "Pat"	R	21,321	15.16
None of These Candidates	R	12,026	8.55
Alexander, Lamar	R	3,289	2.34
Keyes, Alan Lee	R	1,999	1.42
Gramm, Phil	R	745	.53
Lugar, Richard G.	R	464	.33
Collins, Charles E.	R	305	.22
Le Tulle, Mary "France"	R	290	.21
Milko, Hilary Michael	R	109	.08
Taylor, Morry	R	94	.07
<i>Total Party Votes:</i>		<b>140,637</b>	
<i>Total State Votes:</i>		<b>140,637</b>	

\* The Nevada Democratic Party did not participate in the primary election.

CANDIDATE NAME	PARTY	# OF VOTES	%
----------------	-------	------------	---

## NEW HAMPSHIRE

### Primary Election: February 20, 1996

Clinton, Bill	D	76,797	84.37
Paulsen, Pat	D	1,007	1.11
Chimento, Carmen C.	D	656	.72
LaRouche, Lyndon H., Jr.	D	433	.48
Killeen, Caroline P.	D	391	.43
Harder, Heather Anne	D	369	.40
Daniels, Bruce C.	D	312	.34
Griffin, James D.	D	307	.34
Michael, Stephen	D	94	.10
Carter, Willie Felix	D	85	.09
Drucker, Robert F.	D	81	.09
Pauling, David	D	74	.08
Hamm, Vincent S.	D	72	.08
Gunderson, Ted L.	D	70	.08
Legas, Frank	D	63	.07
Spangler, Ronald W.	D	62	.07
Dass, Michael E.	D	57	.06
Thorpe, Osie	D	50	.05
Tomeo, Ben J.	D	47	.05
Casamassima, Sal	D	45	.05
Safran, John	D	42	.05
Buchanan, Patrick J.	W(D)	3,347	3.68
Alexander, Lamar	W(D)	1,888	2.07
Forbes, Steve	W(D)	1,294	1.42
Dole, Bob	W(D)	1,257	1.38
Gore, Albert	W(D)	679	.74
Lugar, Richard G.	W(D)	410	.45
Keyes, Alan L.	W(D)	281	.31
Powell, Colin	W(D)	280	.31
Nader, Ralph	W(D)	187	.20
Taylor, Morry	W(D)	167	.18
Perot, Ross	W(D)	41	.04
Gramm, Phil	W(D)	25	.03
Dornan, Robert K.	W(D)	21	.02
Bosa, Richard P.	W(D)	15	.02
Collins, Charles E.	W(D)	5	.00
Skillen, Richard D.	W(D)	5	.00
Levinson, Michael Stephen	W(D)	4	.00
Bush, George	W(D)	3	.00
Browne, Harry	W(D)	1	.00
Gingrich, Newt	W(D)	1	.00
Hurd, John B.	W(D)	1	.00
Schiff, Irwin A.	W(D)	1	.00
<i>Total Party Votes:</i>		<b>91,027</b>	
Buchanan, Patrick J.	R	56,874	27.25
Dole, Bob	R	54,738	26.22
Alexander, Lamar	R	47,148	22.59
Forbes, Steve	R	25,505	12.22
Lugar, Richard G.	R	10,838	5.19
Keyes, Alan L.	R	5,572	2.67
Taylor, Morry	R	2,944	1.41
Gramm, Phil	R	752	.36
Dornan, Robert K.	R	529	.25
Bosa, Richard P.	R	216	.10
Doerschuck, Georgiana H.	R	154	.07

CANDIDATE NAME	PARTY	# OF VOTES	%
----------------	-------	------------	---

### NEW HAMPSHIRE (Continued)

Ducey, Susan	R	151	.07
Clegg, Billy Joe	R	118	.06
Skillen, Richard D.	R	80	.04
Flanagan, William James	R	48	.02
Collins, Charles E.	R	42	.02
Fornwalt, Russell J.	R	37	.02
Levinson, Michael Stephen	R	35	.02
Hurd, John B.	R	26	.01
McManus, Gerald J.	R	20	.01
Patty, Hubert David	R	17	.01
Rogers, Tennie	R	12	.00
Clinton, Bill	W(R)	1,972	.94
Powell, Colin	W(R)	649	.31
Nader, Ralph	W(R)	94	.04
Kemp, Jack	W(R)	62	.03
Gore, Albert	W(R)	33	.02
Perot, Ross	W(R)	24	.01
Bush, George	W(R)	11	.00
Specter, Arlen	W(R)	10	.00
Paulsen, Pat	W(R)	8	.00
Daniels, Bruce C.	W(R)	4	.00
Gingrich, Newt	W(R)	4	.00
Killeen, Caroline P.	W(R)	3	.00
Griffin, James D.	W(R)	2	.00
Harder, Heather Anne	W(R)	2	.00
North, Oliver	W(R)	2	.00
Schiff, Irwin A.	W(R)	2	.00
Hamm, Vincent S.	W(R)	1	.00
LaRouche, Lyndon H.	W(R)	1	.00
<i>Total Party Votes:</i>		<b>208,740</b>	
Browne, Harry	LBT	653	40.48
Schiff, Irwin A.	LBT	336	20.83
Buchanan, Patrick J.	W(LBT)	176	10.91
Forbes, Steve	W(LBT)	103	6.38
Alexander, Lamar	W(LBT)	82	5.08
Dole, Bob	W(LBT)	67	4.15
Clinton, Bill	W(LBT)	65	4.03
Powell, Colin	W(LBT)	43	2.66
Keyes, Alan L.	W(LBT)	27	1.67
Taylor, Morry	W(LBT)	19	1.18
Lugar, Richard G.	W(LBT)	13	.80
Nader, Ralph	W(LBT)	12	.74
Kemp, Jack	W(LBT)	8	.50
Gore, Albert	W(LBT)	4	.25
Perot, Ross	W(LBT)	2	.12
Chimento, Carmen C.	W(LBT)	1	.06
Gramm, Phil	W(LBT)	1	.06
Killeen, Caroline P.	W(LBT)	1	.06
<i>Total Party Votes:</i>		<b>1,613</b>	
<i>Total State Votes:</i>		<b>301,380</b>	

CANDIDATE NAME	PARTY	# OF VOTES	%
----------------	-------	------------	---

## NEW JERSEY

### Primary Election: June 4, 1996

Clinton, Bill	D	254,004	95.22
LaRouche, Lyndon H., Jr.	D	12,736	4.77
<i>Total Party Votes:</i>		<b>266,740</b>	
Dole, Bob	R	180,412	82.45
Buchanan, Patrick J.	R	23,789	10.87
Keyes, Alan	R	14,611	6.68
<i>Total Party Votes:</i>		<b>218,812</b>	
<i>Total State Votes:</i>		<b>485,552</b>	

## NEW MEXICO

### Primary Election: June 4, 1996

Clinton, Bill	D	109,595	90.30
Uncommitted Delegates	D	11,767	9.70
<i>Total Party Votes:</i>		<b>121,362</b>	
Dole, Bob	R	53,300	75.64
Buchanan, Pat	R	5,679	8.06
Forbes, Steve	R	3,987	5.66
Alexander, Lamar	R	2,676	3.80
Keyes, Alan	R	2,265	3.21
Uncommitted Delegates	R	1,301	1.85
Dornan, Bob	R	865	1.23
Taylor, Morry	R	391	.55
<i>Total Party Votes:</i>		<b>70,464</b>	
Nader, Ralph	GRN	976	65.90
Hollis, Mary Cal	GRN	395	26.67
Uncommitted Delegates	GRN	110	7.43
<i>Total Party Votes:</i>		<b>1,481</b>	
<i>Total State Votes:</i>		<b>193,307</b>	

## NEW YORK

### Primary Election: March 7, 1996\*

Dole, Bob	R	599,748	55.11
Forbes, Steve	R	325,211	29.88
Buchanan, Pat	R	163,365	15.01
<i>Total Party Votes:</i>		<b>1,088,324</b>	
<i>Total State Votes:</i>		<b>1,088,324</b>	

\* The Democratic primary was not held as Bill Clinton was the only candidate who qualified for the ballot.

CANDIDATE NAME	PARTY	# OF VOTES	%
----------------	-------	------------	---

## NORTH CAROLINA

Primary Election: May 7, 1996

Clinton, Bill	D	461,434	80.65
No Preference	D	69,790	12.20
LaRouche, Lyndon	D	40,936	7.15
<i>Total Party Votes:</i>		<b>572,160</b>	
Dole, Bob	R	202,863	71.38
Buchanan, Pat	R	37,127	13.06
Keyes, Alan	R	11,759	4.14
Forbes, Steve	R	11,588	4.08
No Preference	R	10,919	3.84
Alexander, Lamar	R	7,400	2.60
Lugar, Richard	R	2,558	.90
<i>Total Party Votes:</i>		<b>284,214</b>	
<i>Total State Votes:</i>		<b>856,374</b>	

## NORTH DAKOTA

Primary Election: February 27, 1996

Riemers, Roland	D	651	41.10
LaRouche, Lyndon H., Jr.	D	549	34.66
Clemenson, Vernon	D	384	24.24
<i>Total Party Votes:</i>		<b>1,584</b>	
Dole, Bob	R	26,832	42.10
Forbes, Steve	R	12,455	19.54
Buchanan, Patrick J.	R	11,653	18.28
Gramm, Phil	R	5,997	9.41
Alexander, Lamar	R	4,008	6.29
Keyes, Alan Lee	R	2,030	3.18
Lugar, Richard G.	R	559	.88
Taylor, Morry	R	200	.31
<i>Total Party Votes:</i>		<b>63,734</b>	
Browne, Harry	LBT	147	100.00
<i>Total Party Votes:</i>		<b>147</b>	
Hagelin, John	NL	119	100.00
<i>Total Party Votes:</i>		<b>119</b>	
Scatter	REF	105	54.12
Perot, Ross	W(REF)	57	29.38
Clinton, Bill	W(REF)	32	16.49
<i>Total Party Votes:</i>		<b>194</b>	
<i>Total State Votes:</i>		<b>65,778</b>	



CANDIDATE NAME	PARTY	# OF VOTES	%
----------------	-------	------------	---

## OHIO

### Primary Election: March 19, 1996

Clinton, Bill	D	713,153	91.84
LaRouche, Lyndon H., Jr.	D	63,377	8.16
<i>Total Party Votes:</i>		<b>776,530</b>	
Alexander, Lamar	R	19,530	2.03
Buchanan, Patrick J.	R	208,012	21.59
Dole, Bob	R	640,954	66.53
Forbes, Steve	R	58,131	6.03
Keyes, Alan	R	27,197	2.82
Lugar, Richard G.	R	9,598	1.00
<i>Total Party Votes:</i>		<b>963,422</b>	
<i>Total State Votes:</i>		<b>1,739,952</b>	

## OKLAHOMA

### Primary Election: March 12, 1996

Clinton, Bill	D	279,454	76.23
LaRouche, Lyndon H., Jr.	D	46,392	12.65
Lloyd-Duffie, Elvena E.	D	40,758	11.12
<i>Total Party Votes:</i>		<b>366,604</b>	
Dole, Bob	R	156,829	59.28
Buchanan, Patrick J.	R	56,949	21.53
Forbes, Steve	R	37,213	14.07
Keyes, Alan	R	6,306	2.38
Alexander, Lamar	R	3,436	1.30
Gramm, Phil	R	1,490	.56
Masters, Isabell	R	1,052	.40
Lugar, Richard G.	R	538	.20
Collins, Charles E.	R	451	.17
Taylor, Morry	R	278	.10
<i>Total Party Votes:</i>		<b>264,542</b>	
<i>Total State Votes:</i>		<b>631,146</b>	

## OREGON

### Primary Election: March 12, 1996

Clinton, Bill	D	349,871	94.77
Miscellaneous	D	19,307	5.23
<i>Total Party Votes:</i>		<b>369,178</b>	
Dole, Bob	R	206,938	50.78
Buchanan, Patrick J. (Pat)	R	86,987	21.34
Forbes, Steve	R	54,121	13.28
Alexander, Lamar	R	28,332	6.95
Keyes, Alan L.	R	14,340	3.52
Miscellaneous	R	6,492	1.59
Lugar, Richard G.	R	4,971	1.22
Gramm, Phil	R	2,117	.52
Dornan, Robert K.	R	1,872	.46
Taylor, Morry	R	1,344	.33
<i>Total Party Votes:</i>		<b>407,514</b>	
<i>Total State Votes:</i>		<b>776,692</b>	

CANDIDATE NAME	PARTY	# OF VOTES	%
----------------	-------	------------	---

## PENNSYLVANIA

Primary Election: April 23, 1996

Clinton, Bill	D	666,486	92.05
LaRouche, Lyndon H., Jr.	D	57,583	7.95
<i>Total Party Votes:</i>		<b>724,069</b>	
Dole, Bob	R	435,031	63.58
Buchanan, Patrick J.	R	123,011	17.98
Forbes, Steve	R	55,018	8.04
Keyes, Alan	R	40,025	5.85
Lugar, Richard G.	R	31,119	4.55
<i>Total Party Votes:</i>		<b>684,204</b>	
<i>Total State Votes:</i>		<b>1,408,273</b>	

## PUERTO RICO

Primary Election: March 3, 1996\*

Dole, Robert	R	233,742	97.90
Gramm, Phil	R	1,454	.61
Alexander, Lamar	R	1,273	.53
Forbes, Steve	R	1,078	.45
Buchanan, Pat	R	844	.35
Keyes, Alan	R	77	.03
Jensen, Paul	R	73	.03
McMillan, Jimmy	R	70	.03
Kalemkariam, Timothy	R	59	.02
Levens, Charles	R	44	.02
Fellure, Jack	R	34	.01
<i>Total Party Votes:</i>		<b>238,748</b>	
<i>Total State Votes:</i>		<b>238,748</b>	

\* The Democratic primary scheduled for March 10, 1996, was not held as Bill Clinton was the only candidate who qualified for the ballot.

## RHODE ISLAND

Primary Election: March 5, 1996

Clinton, Bill	D	7,825	89.12
Uncommitted	D	535	6.09
LaRouche, Lyndon H., Jr.	D	392	4.46
Buchanan, Patrick	W(D)	15	.17
Forbes, M. Stephen	W(D)	3	.03
Scattered	W(D)	10	.11
<i>Total Party Votes:</i>		<b>8,780</b>	
Dole, Bob	R	9,664	64.39
Alexander, Lamar	R	2,859	19.05
Uncommitted	R	1,252	8.34
Lugar, Richard G.	R	487	3.24
Buchanan, Patrick	W(R)	387	2.58
Taylor, Morry	R	165	1.10
Forbes, M. Stephen	W(R)	128	.85
Keyes, Alan	W(R)	31	.21

CANDIDATE NAME	PARTY	# OF VOTES	%
----------------	-------	------------	---

### RHODE ISLAND (Continued)

Powell, Colin	W(R)	6	.04
Affigne, Tony	W(R)	2	.01
Nader, Ralph	W(R)	2	.01
Scattered	W(R)	26	.17
<i>Total Party Votes:</i>		<b>15,009</b>	
<i>Total State Votes:</i>		<b>23,789</b>	

### SOUTH CAROLINA

Primary Election: March 2, 1996\*

Dole, Bob	R	124,904	45.13
Buchanan, Pat	R	80,824	29.20
Forbes, Steve	R	35,039	12.66
Alexander, Lamar	R	28,647	10.35
Keyes, Alan	R	5,752	2.08
Lugar, Richard	R	1,017	.37
Gramm, Phil	R	467	.17
Taylor, Morry	R	91	.03
<i>Total Party Votes:</i>		<b>276,741</b>	
<i>Total State Votes:</i>		<b>276,741</b>	

\* The South Carolina Democratic Party held a caucus instead of a primary election.

### SOUTH DAKOTA

Primary Election: February 27, 1996\*

Dole, Bob	R	30,918	44.70
Buchanan, Patrick J.	R	19,780	28.60
Forbes, Steve	R	8,831	12.77
Alexander, Lamar	R	6,037	8.73
Keyes, Alan L.	R	2,378	3.44
Uncommitted	R	677	.98
Gramm, Phil	R	387	.56
Taylor, Morry	R	162	.23
<i>Total Party Votes:</i>		<b>69,170</b>	
Browne, Harry	LBT	325	65.39
Schiff, Irwin	LBT	172	34.61
<i>Total Party Votes:</i>		<b>497</b>	
<i>Total State Votes:</i>		<b>69,667</b>	

\* The South Dakota Democratic Party did not participate in the primary.

CANDIDATE NAME	PARTY	# OF VOTES	%
----------------	-------	------------	---

## TENNESSEE

### Primary Election: March 12, 1996

Clinton, Bill	D	122,538	88.93
Uncommitted	D	15,144	10.99
Scattered	W(D)	115	.08

**Total Party Votes:** 137,797

Dole, Bob	R	148,063	51.16
Buchanan, Pat	R	72,928	25.20
Alexander, Lamar	R	32,742	11.31
Forbes, Steve	R	22,171	7.66
Keyes, Alan	R	7,661	2.65
Uncommitted	R	3,078	1.06
Dornan, Robert K.	R	898	.31
Gramm, Phil	R	688	.24
Lugar, Richard	R	531	.18
Taylor, Morry	R	210	.07
Scattered	W(R)	416	.14

**Total Party Votes:** 289,386

**Total State Votes:** 427,183

## TEXAS

### Primary Election: March 12, 1996

Clinton, Bill	D	796,041	86.41
Hudson, Fred	D	32,232	3.50
Harder, Heather	D	28,772	3.12
LaRouche, Lyndon H., Jr.	D	28,137	3.05
Gunderson, Ted L.	D	15,550	1.69
Lloyd-Duffie, Elvena E.	D	10,876	1.18
Casamassima, Sal	D	9,648	1.05

**Total Party Votes:** 921,256

Dole, Bob	R	567,164	55.62
Buchanan, Patrick J. "Pat"	R	217,974	21.37
Forbes, Steve	R	130,938	12.84
Keyes, Alan L.	R	41,746	4.09
Uncommitted	R	19,507	1.91
Alexander, Lamar	R	18,745	1.83
Gramm, Phil	R	18,629	1.83
Lugar, Richard G.	R	2,266	.22
Ducey, Susan	R	1,093	.11
LeTulle, Mary "France"	R	650	.06
Collins, Charles E.	R	633	.06
Taylor, Morry	R	458	.04

**Total Party Votes:** 1,019,803

**Total State Votes:** 1,941,059

CANDIDATE NAME	PARTY	# OF VOTES	%
----------------	-------	------------	---

## VERMONT

### Primary Election: March 5, 1996

Clinton, Bill	D	29,763	96.51
LaRouche, Lyndon H., Jr.	D	699	2.27
Write-In	D	376	1.22
<b>Total Party Votes:</b>		<b>30,838</b>	
Hollis, Mary Cal	LU	665	80.12
Write-In	LU	165	19.88
<b>Total Party Votes:</b>		<b>830</b>	
Dole, Bob	R	23,419	40.30
Buchanan, Patrick J. "Pat"	R	9,730	16.74
Forbes, Steve	R	9,066	15.60
Lugar, Richard G.	R	7,881	13.56
Alexander, Lamar	R	6,145	10.57
Write-In	R	1,324	2.28
Gramm, Phil	R	291	.50
Taylor, Morry	R	257	.44
<b>Total Party Votes:</b>		<b>58,113</b>	
<b>Total State Votes:</b>		<b>89,781</b>	

## WASHINGTON\*

### Primary Election: March 26, 1996

Clinton, Bill	D	97,495	98.53
LaRouche, Lyndon H., Jr.	D	1,451	1.47
<b>Total Party Votes:</b>		<b>98,946</b>	
Dole, Bob	R	76,155	63.10
Buchanan, Patrick J. "Pat"	R	25,247	20.92
Forbes, Steve	R	10,339	8.57
Keyes, Alan	R	5,610	4.65
Alexander, Lamar	R	1,600	1.32
Gramm, Phil	R	630	.52
Lugar, Richard	R	587	.49
Dornan, Robert K.	R	516	.43
<b>Total Party Votes:</b>		<b>120,684</b>	
Clinton, Bill	UN(D)	227,120	51.08
Dole, Bob	UN(R)	125,154	28.15
Buchanan, Patrick J. "Pat"	UN(R)	44,027	9.90
Forbes, Steve	UN(R)	28,618	6.44
Keyes, Alan	UN(R)	6,631	1.49
Alexander, Lamar	UN(R)	5,181	1.16
LaRouche, Lyndon H., Jr.	UN(D)	3,160	.71
Lugar, Richard	UN(R)	2,009	.45
Gramm, Phil	UN(R)	1,665	.37
Dornan, Robert K.	UN(R)	1,054	.24
<b>Total Party Votes:</b>		<b>444,619</b>	
<b>Total State Votes:</b>		<b>664,249</b>	

CANDIDATE NAME	PARTY	# OF VOTES	%
----------------	-------	------------	---

## WEST VIRGINIA

### Primary Election: May 14, 1996

Clinton, Bill	D	257,087	86.53
LaRouche, Lyndon H., Jr.	D	40,034	13.47
<i>Total Party Votes:</i>		<b>297,121</b>	
Dole, Bob	R	87,534	68.68
Buchanan, Patrick J. "Pat"	R	20,928	16.42
Forbes, Steve	R	6,222	4.88
Keyes, Alan Lee	R	4,822	3.78
Alexander, Lamar	R	3,773	2.96
Gramm, Phil	R	2,391	1.88
Lugar, Richard G.	R	1,082	.85
Taylor, Morry	R	702	.55
<i>Total Party Votes:</i>		<b>127,454</b>	
<i>Total State Votes:</i>		<b>424,575</b>	

## WISCONSIN

### Primary Election: March 19, 1996

Clinton, Bill	D	347,629	97.60
Uncommitted	D	7,005	1.97
Scattered	W(D)	1,534	.43
<i>Total Party Votes:</i>		<b>356,168</b>	
Dole, Bob	R	301,628	52.31
Buchanan, Patrick J.	R	194,733	33.77
Forbes, Steve	R	32,205	5.58
Keyes, Alan	R	18,028	3.13
Alexander, Lamar	R	11,213	1.94
Uncommitted	R	7,504	1.30
Lugar, Richard	R	3,215	.56
Gramm, Phil	R	2,682	.46
Dornan, Robert K.	R	1,645	.28
Taylor, Morry	R	916	.16
Scattered	W(R)	2,806	.49
<i>Total Party Votes:</i>		<b>576,575</b>	
<i>Total State Votes:</i>		<b>932,743</b>	



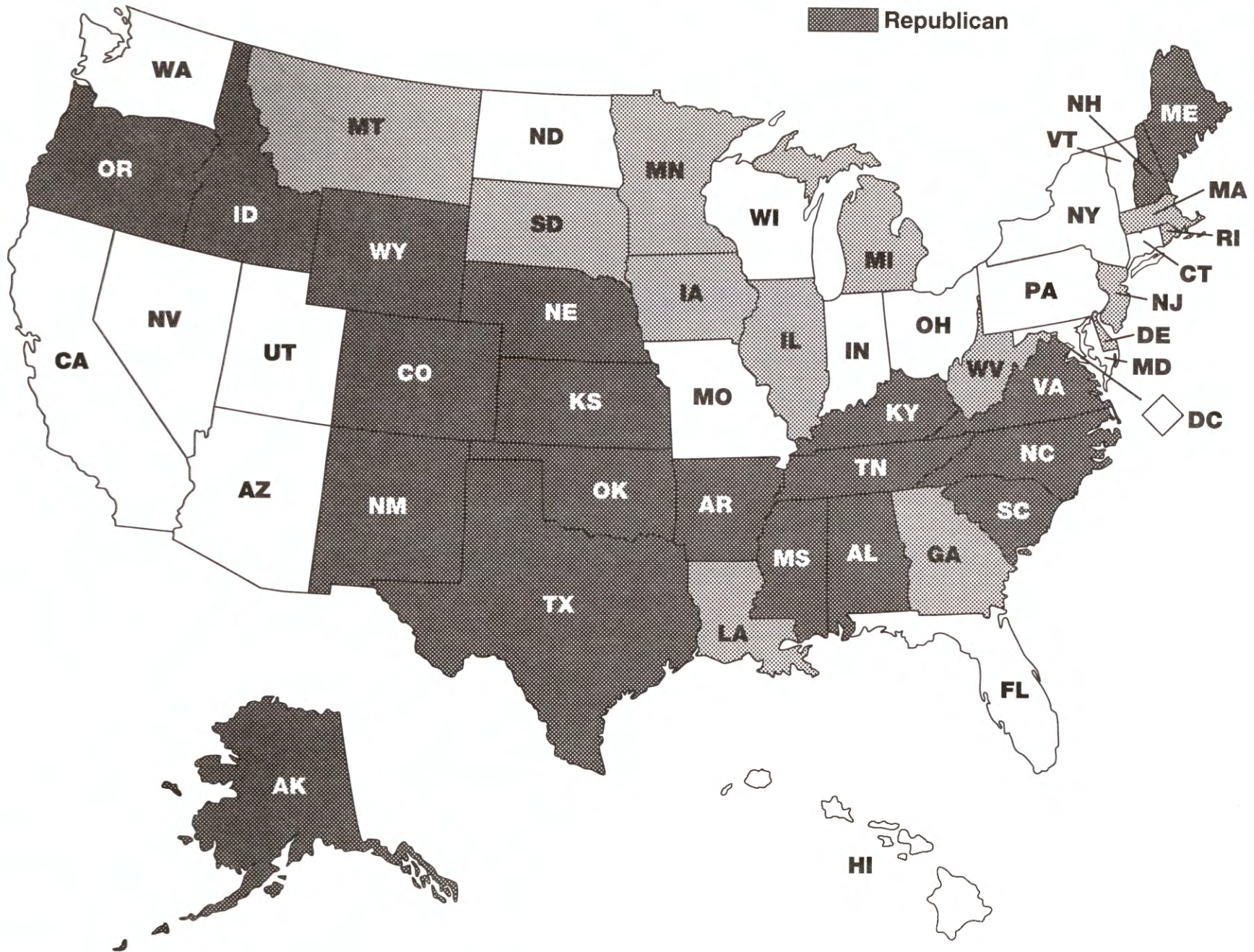
**OFFICIAL ELECTION RESULTS  
FOR  
UNITED STATES SENATE**





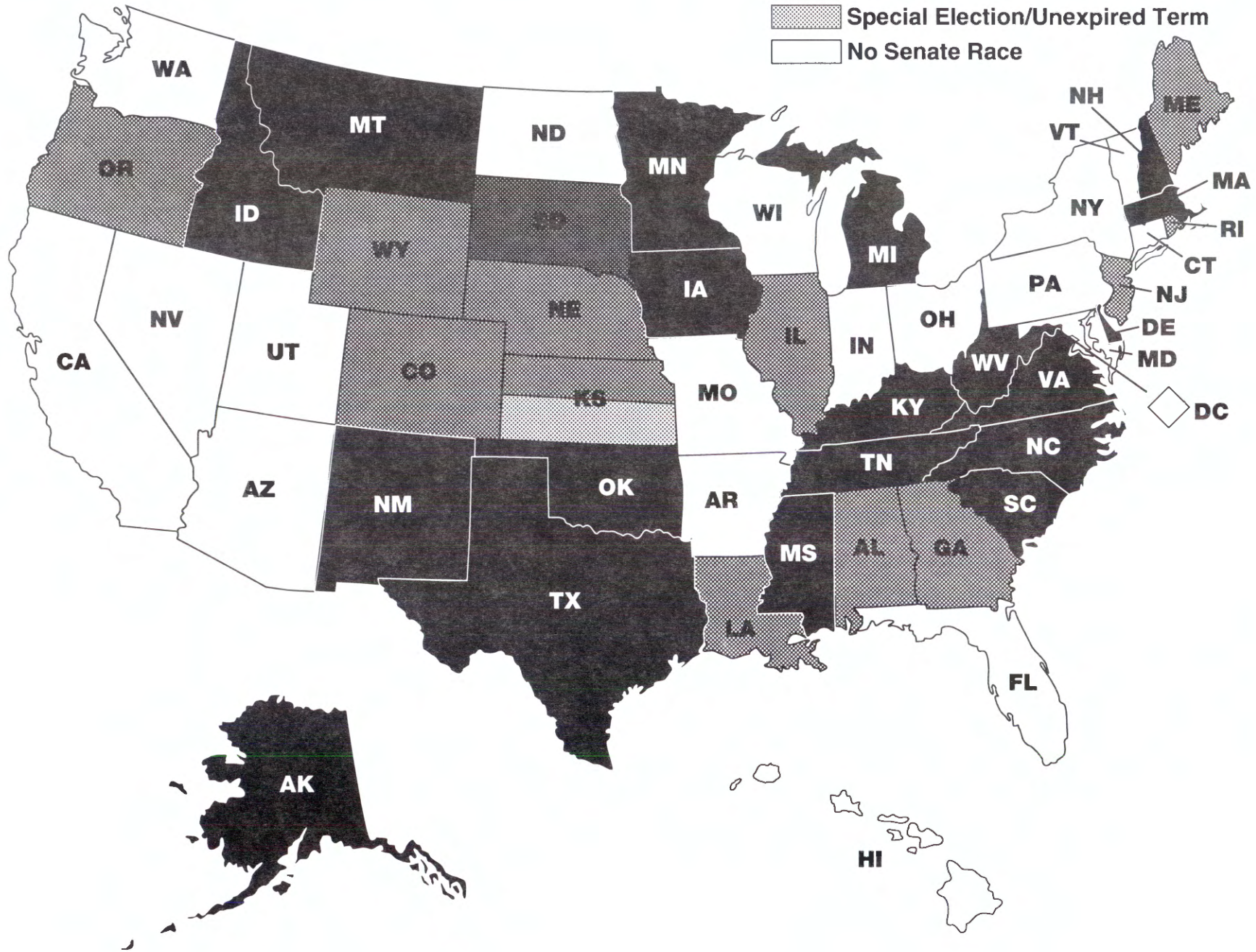
# 1996 U.S. Senate Victors

- No Senate Race
- Democratic
- Republican



# 1996 U.S. Senate Campaigns

- Incumbent Re-elected
- Incumbent Defeated in General Election
- Open Seat
- Special Election/Unexpired Term
- No Senate Race



ELECTION TYPE:		PRIMARY		RUNOFF		GENERAL	
CANDIDATE NAME	PARTY	# OF VOTES	%	# OF VOTES	%	# OF VOTES	%

<b>ALABAMA</b>		<i>June 4th</i>		<i>June 25th</i>		<i>November 5th</i>	
Sessions, Jeff	R	80,694	37.54	81,622	59.25	786,436	52.45
McDonald, Sid	R	47,200	21.96	56,131	40.75		
Woods, Charles	R	23,793	11.07				
McRight, Frank	R	21,818	10.15				
Clark, Walter D.	R	18,513	8.61				
Blake, Jimmy	R	15,305	7.12				
Lipscomb, Albert	R	7,600	3.54				
<i>Total Party Votes:</i>		<i>214,923</i>		<i>137,753</i>			
Bedford, Roger	D	141,360	44.77	141,747	61.58	681,651	45.46
Browder, Glenn	D	91,203	28.89	88,415	38.41		
Davis, Natalie	D	71,588	22.67				
Bromberg, Marilyn Quarles	D	11,573	3.66				
<i>Total Party Votes:</i>		<i>315,724</i>		<i>230,162</i>			
Thornton, Mark	LBT					21,550	1.44
Hebner, Charles R.	NL					9,123	.61
Scattered	W					633	.04
<i>Total State Votes:</i>		<i>530,647</i>		<i>367,915</i>		<i>1,499,393</i>	

<b>ALASKA*</b>		<i>August 27th</i>		<i>November 5th</i>			
Stevens, Ted	R	71,043	58.87			177,893	76.70
Cuddy, Dave W.	R	32,994	27.34				
McKee, Charles E.	R	842	.70				
Whittaker, Jed	GRN	3,751	3.11			29,037	12.52
Obermeyer, Theresa Nangle	D	4,072	3.37			23,977	10.34
Sonneman, Joseph A. "Joe"	D	2,643	2.19				
Beasley, Michael J.	D	1,968	1.63				
Blake, Henry J. "Hank," Jr.	D	1,157	.96				
Freiberger, Lawrence J. "Larry"	D	921	.76				
Vondersaar, Frank	D	655	.54				
Gigler, Robert Alan "Bob"	D	631	.52				
Scattered	W					1,009	.44
<i>Total State Votes:</i>		<i>120,677</i>				<i>231,916</i>	

\* Alaska is a blanket primary state. All candidates, regardless of party affiliation, are listed on one ballot. All voters are presented with the same ballot to use in voting.

<b>ARKANSAS</b>		<i>May 21st</i>		<i>June 11th</i>		<i>November 5th</i>	
Hutchinson, Tim*	R					445,942	52.70
Huckabee, Mike	R	Unopposed					
Bryant, Winston	D	129,328	39.38	123,273	54.74	400,241	47.30
Hardin, Lu	D	71,889	21.89	101,901	45.25		
Bristow, Bill	D	58,093	17.69				
McMath, Sandy	D	42,303	12.88				
Smith, Kevin	D	21,774	6.63				
<i>Total Party Votes:</i>		<i>323,387</i>		<i>225,174</i>			
<i>Total State Votes:</i>		<i>323,387</i>		<i>225,174</i>		<i>846,183</i>	

\* Hutchinson was selected by the party to be the general election nominee after Huckabee withdrew from the race.

ELECTION TYPE:		PRIMARY		RUNOFF		GENERAL	
CANDIDATE NAME	PARTY	# OF VOTES	%	# OF VOTES	%	# OF VOTES	%
<b>COLORADO</b>		<i>August 13th</i>				<i>November 5th</i>	
Allard, Wayne	R	115,064	56.83			750,325	51.06
Norton, Gale	R	87,394	43.17				
<i>Total Party Votes:</i>		<i>202,458</i>					
Strickland, Tom	D	87,294	66.13			677,600	46.11
Nichol, Gene	D	44,709	33.87				
<i>Total Party Votes:</i>		<i>132,003</i>					
Mackenzie, Randy	NL					41,620	2.83
Cooper, Gary	W					66	.00
<i>Total State Votes:</i>		<i>334,461</i>				<i>1,469,611</i>	
<b>DELAWARE</b>		<i>September 7th</i>				<i>November 5th</i>	
Biden, Joseph R., Jr.	D	Unopposed				165,465	60.04
<i>Total Party Votes:</i>							
Clatworthy, Raymond J.	R	18,638	82.24			105,088	38.13
Phillips, Vance	R	3,307	14.59				
Plomis, Wilfred	R	717	3.16				
<i>Total Party Votes:</i>		<i>22,662</i>					
Jones, Mark A.	LBT					3,340	1.21
Kossoff, Jacqueline	NL					1,698	.62
<i>Total State Votes:</i>		<i>22,662</i>				<i>275,591</i>	
<b>GEORGIA</b>		<i>July 9th</i>		<i>August 6th</i>		<i>November 5th</i>	
Cleland, Max	D	517,697	100.00			1,103,993	48.86
<i>Total Party Votes:</i>		<i>517,697</i>					
Millner, Guy	R	187,177	41.91	169,240	52.76	1,073,969	47.54
Isakson, Johnny	R	155,141	34.73	151,560	47.24		
Day, Clint	R	83,610	18.72				
Broun, Paul	R	11,979	2.68				
Hatfield, Bruce	R	6,117	1.37				
Parkison, Dean	R	2,631	.59				
<i>Total Party Votes:</i>		<i>446,655</i>		<i>320,800</i>			
Cashin, Jack	LBT					81,262	3.60
Rubinstein, Arlene	W					8	.00
<i>Total State Votes:</i>		<i>964,352</i>		<i>320,800</i>		<i>2,259,232</i>	
<b>IDAHO</b>		<i>May 28th</i>				<i>November 5th</i>	
Craig, Larry	R	106,817	100.00			283,532	57.02
<i>Total Party Votes:</i>		<i>106,817</i>					
Minnick, Walt	D	34,551	100.00			198,422	39.90
<i>Total Party Votes:</i>		<i>34,551</i>					
Charbonneau, Mary J.	I					10,137	2.04
Vegors, Susan	NL					5,142	1.03
<i>Total State Votes:</i>		<i>141,368</i>				<i>497,233</i>	

ELECTION TYPE:		PRIMARY		RUNOFF		GENERAL	
CANDIDATE NAME	PARTY	# OF VOTES	%	# OF VOTES	%	# OF VOTES	%

ILLINOIS		March 19th		November 5th			
Durbin, Richard J.	D	512,520	64.87			2,384,028	56.08
Quinn, Pat	D	233,138	29.51				
Gibbs, Ronald F.	D	17,681	2.24				
Ahmad, J.	D	17,211	2.18				
Park, Paul	D	9,505	1.20				
<i>Total Party Votes:</i>		<i>790,055</i>					
Salvi, Al	R	377,141	47.64			1,728,824	40.67
Kustra, Bob	R	342,935	43.32				
Marshall, Robert	R	43,937	5.55				
Gallagher, Martin Paul	R	17,276	2.18				
Kurzeja, Wayne S.	R	10,356	1.31				
<i>Total Party Votes:</i>		<i>791,645</i>					
Perry, Steven H.	REF					61,023	1.44
Miller, Robin J.	LBT	1,258	73.74			41,218	.97
Hoscheidt, David F.	LBT	448	26.26				
<i>Total Party Votes:</i>		<i>1,706</i>					
Koppie, Chad	UST					17,563	.41
Davis, James E.	NL					13,838	.32
Dahl, Steve	W					4,222	.10
Rudner, Robert A.	W					6	.00
<i>Total State Votes:</i>		<i>1,583,406</i>				<i>4,250,722</i>	

IOWA		June 4th		November 5th			
Harkin, Tom	D	98,737	99.19			634,166	51.81
Scattered	W(D)	810	.81				
<i>Total Party Votes:</i>		<i>99,547</i>					
Lightfoot, Jim Ross	R	101,608	61.48			571,807	46.71
Tinsman, Maggie	R	40,955	24.78				
Grubbs, Steve	R	22,554	13.65				
Scattered	W(R)	153	.09				
<i>Total Party Votes:</i>		<i>165,270</i>					
Atkinson, Sue	NP					9,768	.80
Gratzon, Fred	NL					4,248	.35
Sulentic, Joe	NP					1,941	.16
Pena, Shirley E.	SWP					1,844	.15
Scattered	W					280	.02
<i>Total State Votes:</i>		<i>264,817</i>				<i>1,224,054</i>	

KANSAS		August 6th		November 5th			
Roberts, Pat	R	245,411	78.21			652,677	62.02
Little, Tom	R	25,052	7.98				
Oyler, Thomas L.	R	23,266	7.41				
Cooley, Richard L.	R	20,060	6.39				
<i>Total Party Votes:</i>		<i>313,789</i>					
Thompson, Sally	D	121,476	100.00			362,380	34.44
<i>Total Party Votes:</i>		<i>121,476</i>					
Marney, Mark S.	REF					24,145	2.29
Rosile, Steven	LBT					13,098	1.24
<i>Total Votes:</i>		<i>435,265</i>				<i>1,052,300</i>	

ELECTION TYPE:		PRIMARY		RUNOFF		GENERAL	
CANDIDATE NAME	PARTY	# OF VOTES	%	# OF VOTES	%	# OF VOTES	%
<b>KANSAS (Continued)</b>		<i>August 6th</i>				<i>November 5th</i>	
<b>UNEXPIRED TERM</b>							
Brownback, Sam	R	187,914	54.82			574,021	53.91
Frahm, Sheila	R	142,487	41.57				
Campbell-Cline, Christina	R	12,378	3.61				
<i>Total Party Votes:</i>		<i>342,779</i>					
Docking, Jill	D	127,012	74.39			461,344	43.33
Finney, Joan	D	43,726	25.61				
<i>Total Party Votes:</i>		<i>170,738</i>					
Klaassen, Donald R.	REF					29,351	2.76
<i>Total Votes:</i>		<i>513,517</i>				<i>1,064,716</i>	
<i>Total State Votes:</i>		<i>948,782</i>				<i>2,117,016</i>	
<b>KENTUCKY</b>		<i>May 28th</i>				<i>November 5th</i>	
McConnell, Mitch	R	88,620	88.59			724,794	55.45
Klein, Tommy	R	11,410	11.41				
<i>Total Party Votes:</i>		<i>100,030</i>					
Beshear, Steven L.	D	177,859	66.38			560,012	42.84
Barlow, Tom	D	64,235	23.97				
Lanier, Shelby, Jr.	D	25,856	9.65				
<i>Total Party Votes:</i>		<i>267,950</i>					
Lacy, Dennis L.	LBT					8,595	.66
Metten, Patricia Jo	NL					8,344	.64
McElroy, Mac	UST					5,284	.40
Beilloe, Richard Marshall	W					17	.00
<i>Total State Votes:</i>		<i>367,980</i>				<i>1,307,046</i>	
<b>LOUISIANA*</b>		<i>September 21st</i>				<i>November 5th</i>	
Landrieu, Mary L.	D	264,268	21.51			852,945	50.17
Jenkins, Louis "Woody"	R	322,244	26.23			847,157	49.83
Ieyoub, Richard P.	D	250,682	20.40				
Duke, David Ernest	R	141,489	11.52				
Hayes, James A. "Jimmy"	R	71,699	5.84				
Linder, "Bill"	R	58,243	4.74				
McMains, Chuck	R	45,164	3.68				
Wilson, Peggy	R	31,877	2.59				
Guice, Troyce	D	15,277	1.24				
Accardo, Nick J.	O	10,035	.82				
Nichols, Arthur D. "Jim"	O	7,894	.64				
Roberts-Joseph, Sadie	D	4,660	.38				
Kirk, "Tom"	O	1,987	.16				
Ward, Darryl Paul	O	1,770	.14				
Melton, Sam Houston, Jr.	O	1,270	.10				
<i>Total State Votes:</i>		<i>1,228,559</i>				<i>1,700,102</i>	

\* Section 511 of Title 18 of the Louisiana Revised Statutes of 1950, as amended, provides that a candidate who receives a majority of votes cast for an office in a primary election is elected. When no candidate achieves a majority, the two top vote-getters, regardless of party, go on to a runoff election.

ELECTION TYPE:		PRIMARY		RUNOFF		GENERAL	
CANDIDATE NAME	PARTY	# OF VOTES	%	# OF VOTES	%	# OF VOTES	%

<b>MAINE</b>		<i>June 11th</i>		<i>November 5th</i>	
Collins, Susan M.	R	53,339	55.50	298,422	49.18
Hathaway, W. John	R	29,792	31.00		
Monks, Robert A. G.	R	12,943	13.47		
Other	W(R)	33	.03		
<i>Total Party Votes:</i>		<b>96,107</b>			
Brennan, Joseph E.	D	48,335	56.68	266,226	43.88
Faircloth, Sean F.	D	21,204	24.87		
Spencer, Richard A.	D	10,236	12.00		
Hay, Jean	D	4,524	5.30		
Leonard, Jerald	D	939	1.10		
Other	W(D)	35	.04		
<i>Total Party Votes:</i>		<b>85,273</b>			
Rensenbrink, John C.	U/I			23,441	3.86
Clarke, William P.	U/TXP			18,618	3.07
Other	W			70	.01
<i>Total State Votes:</i>		<b>181,380</b>		<b>606,777</b>	

<b>MASSACHUSETTS</b>		<i>September 17th</i>		<i>November 5th</i>	
Kerry, John F.	D	221,213	98.62	1,334,345	52.21
All Others	W(D)	3,095	1.38		
<i>Total Party Votes:</i>		<b>224,308</b>			
Weld, William F.	R	72,600	98.62	1,142,837	44.71
All Others	W(R)	1,019	1.38		
<i>Total Party Votes:</i>		<b>73,619</b>			
Gallagher, Susan C.	C			70,013	2.74
Stowe, Robert C.	NL			7,176	.28
All Others	W			1,515	.06
<i>Total State Votes:</i>		<b>297,927</b>		<b>2,555,886</b>	

<b>MICHIGAN</b>		<i>August 6th</i>		<i>November 5th</i>	
Levin, Carl	D	405,580	99.92	2,195,738	58.36
Scattered	W(D)	304	.07		
<i>Total Party Votes:</i>		<b>405,884</b>			
Romney, Ronna	R	355,583	52.07	1,500,106	39.87
Nicholson, Jim	R	326,835	47.86		
Scattered	W(R)	447	.06		
<i>Total Party Votes:</i>		<b>682,865</b>			
Proctor, Kenneth L.	LBT			36,911	.98
Roundtree, William	WW			12,235	.32
Mattingly, Joseph S.	NL			11,306	.30
McLaughlin, Martin P.	SEP			5,975	.16
Scattered	W			304	.01
<i>Total State Votes:</i>		<b>1,088,749</b>		<b>3,762,575</b>	



ELECTION TYPE:		PRIMARY		RUNOFF		GENERAL	
CANDIDATE NAME	PARTY	# OF VOTES	%	# OF VOTES	%	# OF VOTES	%
<b>MINNESOTA</b>		<i>September 10th</i>				<i>November 5th</i>	
Wellstone, Paul D.	DFL	194,699	86.40			1,098,493	50.32
Franson, "Dick"	DFL	16,465	7.31				
Hansen, Ed	DFL	9,990	4.43				
Savior, Ole	DFL	4,180	1.86				
<i>Total Party Votes:</i>		<i>225,334</i>					
Boschwitz, Rudy	R	158,678	80.59			901,282	41.28
Young, Stephen	R	16,324	8.29				
McKasy, Bert	R	12,711	6.46				
Moreno, Monti	R	6,536	3.32				
Zeleniak, John J.	R	2,655	1.35				
<i>Total Party Votes:</i>		<i>196,904</i>					
Barkley, Dean	REF	3,553	100.00			152,333	6.98
<i>Total Party Votes:</i>		<i>3,553</i>					
Davis, Tim	GRT					14,139	.65
Carlton, Roy Ezra	LBT					5,428	.25
Hanson, Howard B.	RES					4,382	.20
Johnson, Steve	NL					4,321	.20
Fiske, Thomas A.	SWP					1,554	.07
Scattered	W					1,130	.05
<i>Total State Votes:</i>		<i>425,791</i>				<i>2,183,062</i>	
<b>MISSISSIPPI</b>		<i>March 12th</i>				<i>November 5th</i>	
Cochran, Thad	R	138,813	95.35			624,154	71.03
O'Hara, Richard	R	6,762	4.64				
<i>Total Party Votes:</i>		<i>145,575</i>					
Hunt, James W. (Bootie)	D	47,483	58.75			240,647	27.39
O'Hara, Shawn	D	33,336	41.25				
<i>Total Party Votes:</i>		<i>80,819</i>					
Weill, Ted C.	IDP					13,861	1.58
<i>Total State Votes:</i>		<i>226,394</i>				<i>878,662</i>	
<b>MONTANA</b>		<i>June 4th</i>				<i>November 5th</i>	
Baucus, Max	D	85,976	100.00			201,935	49.56
<i>Total Party Votes:</i>		<i>85,976</i>					
Rehberg, Dennis	R	82,158	73.81			182,111	44.69
Borcherdt, Ed	R	14,670	13.18				
McDonald, John K. (Jack)	R	14,485	13.01				
<i>Total Party Votes:</i>		<i>111,313</i>					
Shaw, Becky	REF	930	68.03			19,276	4.73
Sullivan, Webb	REF	437	31.97				
<i>Total Party Votes:</i>		<i>1,367</i>					
Heaton, Stephen	NL	Unopposed				4,168	1.02
<i>Total State Votes:</i>		<i>198,656</i>				<i>407,490</i>	

ELECTION TYPE:		PRIMARY		RUNOFF		GENERAL	
CANDIDATE NAME	PARTY	# OF VOTES	%	# OF VOTES	%	# OF VOTES	%

## NEBRASKA

*May 14th*

*November 5th*

Hagel, Chuck	R	108,612	62.11			379,933	56.14
Stenberg, Don	R	65,753	37.60				
Write-In	R	498	.28				
<b>Total Party Votes:</b>		<b>174,863</b>					
Hagel, Chuck	I(R)	4,341	65.69				
Stenberg, Don	I(R)	2,221	33.61				
Write-In	I(R)	46	.70				
<b>Total Party Votes:</b>		<b>6,608</b>					
Nelson, Ben	D	90,697	97.01			281,904	41.65
Write-In	D	2,791	2.98				
<b>Total Party Votes:</b>		<b>93,488</b>					
Nelson, Ben	I(D)	2,443	95.28				
Write-In	I(D)	121	4.72				
<b>Total Party Votes:</b>		<b>2,564</b>					
DeCamp, John W.*	LBT					9,483	1.40
Write-In	LBT	24	100.00				
<b>Total Party Votes:</b>		<b>24</b>					
Write-In	I(LBT)	36	100.00				
<b>Total Party Votes:</b>		<b>36</b>					
Dunn, Bill	NL					4,806	.71
Scattered	W					663	.10
<b>Total State Votes:</b>		<b>277,583</b>				<b>676,789</b>	

\* DeCamp was placed on the ballot following a successful court challenge.

## NEW HAMPSHIRE

*September 10th*

*November 5th*

Smith, Bob	R	85,223	97.31			242,304	49.19
Swett, "Dick"	W(R)	812	.93				
Rauh, John	W(R)	770	.88				
Scattered	W(R)	757	.86				
Blevens, "Ken"	W(R)	15	.02				
<b>Total Party Votes:</b>		<b>87,577</b>					
Swett, "Dick"	D	32,443	51.94			227,397	46.16
Rauh, John	D	29,393	47.06				
Smith, Bob	W(D)	347	.56				
Scattered	W(D)	270	.43				
Blevens, "Ken"	W(D)	3	.00				
<b>Total Party Votes:</b>		<b>62,456</b>					
Blevens, "Ken"	LBT	663	85.99			22,265	4.52
Scattered	W(LBT)	52	6.74				
Smith, Bob	W(LBT)	28	3.63				
Rauh, John	W(LBT)	19	2.46				
Swett, "Dick"	W(LBT)	9	1.17				
<b>Total Party Votes:</b>		<b>771</b>					
Scattered	W					632	.13
<b>Total State Votes:</b>		<b>150,804</b>				<b>492,598</b>	

ELECTION TYPE:		PRIMARY		RUNOFF		GENERAL	
CANDIDATE NAME	PARTY	# OF VOTES	%	# OF VOTES	%	# OF VOTES	%

<b>NEW JERSEY</b>		<i>June 4th</i>		<i>November 5th</i>	
Torricelli, Robert G.	D	223,444	100.00	1,519,328	52.68
<i>Total Party Votes:</i>		<i>223,444</i>			
Zimmer, Dick	R	144,121	68.02	1,227,817	42.57
Du Haime, Richard A.	R	42,155	19.90		
La Rossa, Dick	R	25,608	12.08		
<i>Total Party Votes:</i>		<i>211,884</i>			
Pezzullo, Richard J.	CNJ*			50,971	1.77
Christian, Mary Jo	NL*			23,949	.83
Woomer, Paul A.	GCN*			15,183	.53
Rodriguez, Olga L.	SWP*			14,319	.50
Wise, Mark	FNP*			13,683	.47
Kornegay, Wilburt	IPC*			11,107	.38
Baeli, Steven J.	PF*			7,749	.27
<i>Total State Votes:</i>		<i>435,328</i>		<i>2,884,106</i>	

\* On the ballot, candidates were listed as Independents.

<b>NEW MEXICO</b>		<i>June 4th</i>		<i>November 5th</i>	
Domenici, Pete	R	69,394	100.00	357,171	64.72
<i>Total Party Votes:</i>		<i>69,394</i>			
Trujillo, Art	D	84,721	70.55	164,356	29.78
Treisman, Eric	D	35,363	29.45		
<i>Total Party Votes:</i>		<i>120,084</i>			
Gutmann, Abraham J.	GRN	952	61.46	24,230	4.39
Hitt, Sam	GRN	597	38.54		
<i>Total Party Votes:</i>		<i>1,549</i>			
Bush, Bruce M.	I			6,064	1.10
<i>Total State Votes:</i>		<i>191,027</i>		<i>551,821</i>	

<b>NORTH CAROLINA</b>		<i>May 7th</i>		<i>November 5th</i>	
Helms, Jesse	R	Unopposed		1,345,833	52.64
Gantt, Harvey B.	D	308,837	52.44	1,173,875	45.92
Sanders, Charlie	D	245,297	41.65		
McKinney, Ralph M., Jr.	D	34,829	5.91		
<i>Total Party Votes:</i>		<i>588,963</i>			
Ubinger, Ray	LBT			25,396	.99
Pardo, J. Victor	NL			11,209	.44
Kopperud, Karen	W			143	.00
<i>Total State Votes:</i>		<i>588,963</i>		<i>2,556,456</i>	

## ELECTION TYPE:

## PRIMARY

## RUNOFF

## GENERAL

CANDIDATE NAME	PARTY	# OF VOTES	%	# OF VOTES	%	# OF VOTES	%
----------------	-------	------------	---	------------	---	------------	---

**OKLAHOMA***August 27th**November 5th*

Inhofe, James M.	R	116,241	75.34			670,610	56.68
Lowe, Dan	R	38,044	24.66				
<i>Total Party Votes:</i>		<i>154,285</i>					
Boren, Jim	D	186,611	55.53			474,162	40.08
McCorkell, Don	D	122,635	36.49				
Annanders, David Louis	D	26,794	7.97				
<i>Total Party Votes:</i>		<i>336,040</i>					
Maguire, Bill	I					15,092	1.28
Regier, Agnes Marie	LBT	1,511	51.39			14,595	1.23
Clem, Michael A.	LBT	1,429	48.60				
<i>Total Party Votes:</i>		<i>2,940</i>					
Nedbalek, Chris	I					8,691	.73
<i>Total State Votes:</i>		<i>493,265</i>				<i>1,183,150</i>	

**OREGON***May 21st**November 5th*

Smith, Gordon	R	224,428	78.06			677,336	49.80
Mabon, Lon	R	23,479	8.17				
Brumfield, Kirby	R	15,744	5.48				
Lewis, Jeff	R	13,359	4.65				
Fenton, Robert J.	R	8,958	3.12				
Scattered	W(R)	1,532	.53				
<i>Total Party Votes:</i>		<i>287,500</i>					
Bruggere, Tom	D	151,288	49.61			624,370	45.90
Lonsdale, Harry	D	76,059	24.94				
Dwyer, Bill	D	30,871	10.12				
Rust, Jerry	D	27,773	9.11				
Nevenich, Anna	D	16,827	5.52				
Scattered	W(D)	2,150	.70				
<i>Total Party Votes:</i>		<i>304,968</i>					
Thompson, Brent	REF					20,381	1.50
Kutcher, Gary	PAC					14,193	1.04
Mohn, Paul (Stormy)	LBT					12,697	.93
Phelps, Christopher	SOC					5,426	.40
Hoyes, Michael L.	NL					4,425	.32
Scattered	W					1,402	.10
<i>Total State Votes:</i>		<i>592,468</i>				<i>1,360,230</i>	

ELECTION TYPE:		PRIMARY		RUNOFF		GENERAL	
CANDIDATE NAME	PARTY	# OF VOTES	%	# OF VOTES	%	# OF VOTES	%

### RHODE ISLAND

*September 10th*

*November 5th*

Reed, John F.	D	59,336	86.13			230,676	63.48
Gil, Don	D	9,554	13.87				
<i>Total Party Votes:</i>		<b>68,890</b>					
Mayer, Nancy	R	11,600	77.47			127,368	35.05
Post, Thomas R., Jr.	R	2,302	15.37				
Leonard, Theodore	R	1,072	7.16				
<i>Total Party Votes:</i>		<b>14,974</b>					
Lovejoy, Donald W.	I					5,327	1.46
Scattered	W					7	.00
<i>Total State Votes:</i>		<b>83,864</b>				<b>363,378</b>	

### SOUTH CAROLINA

*June 11th*

*November 5th*

Thurmond, Strom	R	132,157	60.62			619,859	53.37
Worley, Harold	R	65,670	30.12				
Thompson, Charles E.	R	20,188	9.26				
<i>Total Party Votes:</i>		<b>218,015</b>					
Close, Elliott Springs	D	102,988	62.12			510,951	44.00
Williams, Cecil J.	D	62,794	37.88				
<i>Total Party Votes:</i>		<b>165,782</b>					
Quillian, Richard T.	LBT					12,988	1.12
Ashy, Peter J.	REF					9,740	.84
Estes, Annette C.	NL					7,693	.66
Scattered	W					141	.01
<i>Total State Votes:</i>		<b>383,797</b>				<b>1,161,372</b>	

### SOUTH DAKOTA

*June 4th*

*November 5th*

Johnson, Tim	D	Unopposed				166,533	51.32
Pressler, Larry	R	Unopposed				157,954	48.68
<i>Total State Votes:</i>						<b>324,487</b>	

### TENNESSEE

*August 1st*

*November 5th*

Thompson, Fred	R	266,549	94.09			1,091,554	61.37
Counts, Jim F.	R	16,715	5.90				
Scattered	W(R)	23	.01				
<i>Total Party Votes:</i>		<b>283,287</b>					
Gordon, Houston	D	156,704	63.54			654,937	36.82
King, Ashley M.	D	89,887	36.44				
Scattered	W(D)	40	.02				
<i>Total Party Votes:</i>		<b>246,631</b>					
Hooker, John Jay	I					14,401	.81
Gold, Bruce	I					5,865	.33
Watson, Robert O.	I					5,569	.31
Samples, Greg	I					4,104	.23
Kienlen, Philip L.	I					2,173	.12
Scattered	W					61	.00
<i>Total State Votes:</i>		<b>529,918</b>				<b>1,778,664</b>	

ELECTION TYPE:		PRIMARY		RUNOFF		GENERAL	
CANDIDATE NAME	PARTY	# OF VOTES	%	# OF VOTES	%	# OF VOTES	%

**TEXAS**

		<i>March 12th</i>		<i>April 9th</i>		<i>November 5th</i>	
Gramm, Phil	R	838,339	85.01			3,027,680	54.78
Young, David	R	75,463	7.65				
Grover, Henry C. (Hank)	R	72,400	7.34				
<i>Total Party Votes:</i>		<b>986,202</b>					
Morales, Victor M.	D	322,218	36.18	246,614	51.18	2,428,776	43.94
Bryant, John	D	267,545	30.04	235,281	48.82		
Chapman, Jim	D	239,427	26.88				
Odam, John Will	D	61,433	6.90				
<i>Total Party Votes:</i>		<b>890,623</b>		<b>481,895</b>			
Bird, Michael	LBT					51,516	.93
Huff, John	NL					19,469	.35
<i>Total State Votes:</i>		<b>1,876,825</b>		<b>481,895</b>		<b>5,527,441</b>	

**VIRGINIA\***

		<i>June 11th</i>		<i>November 5th</i>	
Warner, John W.	R	323,520	65.55		1,235,744 52.48
Miller, James C. "Jim," III	R	170,015	34.45		
<i>Total Party Votes:</i>		<b>493,535</b>			
Warner, Mark R.	D		*		1,115,982 47.39
Byrne, Leslie L.	D				
Spannaus, Nancy B.	D				
Scattered	W				2,989 .13
<i>Total State Votes:</i>		<b>493,535</b>		<b>2,354,715</b>	

\* Parties may choose to nominate by convention or primary election. The Republicans nominated by primary election. The Democrats nominated by party convention held on June 8th. Convention nominee is noted with an asterisk.

**WEST VIRGINIA**

		<i>May 14th</i>		<i>November 5th</i>	
Rockefeller, Jay	D	280,303	88.44		456,526 76.65
Barilla, Bruce	D	36,637	11.56		
<i>Total Party Votes:</i>		<b>316,940</b>			
Burks, Betty A.	R	90,446	100.00		139,088 23.35
<i>Total Party Votes:</i>		<b>90,446</b>			
<i>Total State Votes:</i>		<b>407,386</b>		<b>595,614</b>	

## ELECTION TYPE:

## PRIMARY

## RUNOFF

## GENERAL

CANDIDATE NAME	PARTY	# OF VOTES	%	# OF VOTES	%	# OF VOTES	%
----------------	-------	------------	---	------------	---	------------	---

## WYOMING

August 20th

November 5th

Enzi, Michael B.	R	27,056	32.47			114,116	54.06
Barrasso, John	R	24,918	29.90				
Meier, Curt	R	14,739	17.69				
McConigley, Nimi	R	6,005	7.21				
Meenan, Kevin P.	R	6,000	7.20				
Jachowski, Kathleen P.	R	2,269	2.72				
Coen, Brian	R	943	1.13				
Holloway, Cleveland B.	R	874	1.05				
Hanrahan, George "Russ"	R	524	.63				
<i>Total Party Votes:</i>		<b>83,328</b>					
Karpan, Kathy	D	32,419	86.07			89,103	42.21
Kalinay, Mickey	D	5,245	13.92				
<i>Total Party Votes:</i>		<b>37,664</b>					
Herbert, W. David	LBT					5,289	2.50
Marsden, Lloyd	NL					2,569	1.22
<i>Total State Votes:</i>		<b>120,992</b>				<b>211,077</b>	

## SENATE RACES: SIX YEAR CYCLE

---

### CLASS UP IN 1996 (WINNERS)

ALABAMA: Jeff Sessions (R)  
ALASKA: Ted Stevens (R)  
ARKANSAS: Tim Hutchinson (R)  
COLORADO: Wayne A. Allard (R)  
DELAWARE: Joseph R. Biden, Jr. (D)  
GEORGIA: Max Cleland (D)  
IDAHO: Larry E. Craig (R)  
ILLINOIS: Richard J. Durbin (D)  
IOWA: Tom Harkin (D)  
KANSAS: Pat Roberts (R)  
KENTUCKY: Mitch McConnell (R)  
LOUISIANA: Mary Landrieu (D)  
MAINE: Susan Collins (R)  
MASSACHUSETTS: John F. Kerry (D)  
MICHIGAN: Carl Levin (D)  
MINNESOTA: Paul D. Wellstone (D)  
MISSISSIPPI: Thad Cochran (R)  
MONTANA: Max Baucus (D)  
NEBRASKA: Charles Hagel (R)  
NEW HAMPSHIRE: Robert C. Smith (R)  
NEW JERSEY: Robert Torricelli (D)  
NEW MEXICO: Pete V. Domenici (R)  
NORTH CAROLINA: Jesse Helms (R)  
OKLAHOMA: James M. Inhofe (R)  
OREGON: Gordon Smith (R)  
RHODE ISLAND: Jack Reed (D)  
SOUTH CAROLINA: Strom Thurmond (R)  
SOUTH DAKOTA: Tim Johnson (D)  
TENNESSEE: Fred Thompson (R)  
TEXAS: Phil Gramm (R)  
VIRGINIA: John W. Warner (R)  
WEST VIRGINIA: Jay Rockefeller (D)  
WYOMING: Mike Enzi (R)

### CLASS UP IN 1998 WITH CURRENT INCUMBENTS

ALABAMA: Richard Shelby (R)  
ALASKA: Frank H. Murkowski (R)  
ARIZONA: John McCain (R)  
ARKANSAS: Dale Bumpers (D)  
CALIFORNIA: Barbara Boxer (D)  
COLORADO: Ben Nighthorse Campbell (R)  
CONNECTICUT: Christopher J. Dodd (D)  
FLORIDA: Bob Graham (D)  
GEORGIA: Paul Coverdell (R)  
HAWAII: Daniel K. Inouye (D)  
IDAHO: Dirk Kempthorne (R)  
ILLINOIS: Carol Moseley-Braun (D)  
INDIANA: Daniel R. Coats (R)  
IOWA: Charles E. Grassley (R)  
KANSAS: Sam Brownback (R)  
KENTUCKY: Wendell H. Ford (D)  
LOUISIANA: John B. Breaux (D)  
MARYLAND: Barbara A. Mikulski (D)  
MISSOURI: Christopher S. Bond (R)  
NEVADA: Harry Reid (D)  
NEW HAMPSHIRE: Judd Gregg (R)  
NEW YORK: Alfonse M. D'Amato (R)  
NORTH CAROLINA: Lauch Faircloth (R)  
NORTH DAKOTA: Byron L. Dorgan (D)  
OHIO: John Glenn (D)  
OKLAHOMA: Don Nickles (R)  
OREGON: Ron Wyden (D)  
PENNSYLVANIA: Arlen Specter (R)  
SOUTH CAROLINA: Ernest F. Hollings (D)  
SOUTH DAKOTA: Tom Daschle (D)  
UTAH: Robert F. Bennett (R)  
VERMONT: Patrick J. Leahy (D)  
WASHINGTON: Patty Murray (D)  
WISCONSIN: Russell D. Feingold (D)

### CLASS UP IN 2000 WITH CURRENT INCUMBENTS

ARIZONA: Jon Kyl (R)  
CALIFORNIA: Dianne Feinstein (D)  
CONNECTICUT: Joseph I. Lieberman (D)  
DELAWARE: William V. Roth, Jr. (R)  
FLORIDA: Connie Mack, III (R)  
HAWAII: Daniel K. Akaka (D)  
INDIANA: Richard G. Lugar (R)  
MAINE: Olympia J. Snowe (R)  
MARYLAND: Paul S. Sarbanes (D)  
MASSACHUSETTS: Edward M. Kennedy (D)  
MICHIGAN: Spencer Abraham (R)  
MINNESOTA: Rod Grams (I-R)  
MISSISSIPPI: Trent Lott (R)  
MISSOURI: John Ashcroft (R)  
MONTANA: Conrad R. Burns (R)  
NEBRASKA: Bob Kerrey (D)  
NEVADA: Richard H. Bryan (D)  
NEW JERSEY: Frank R. Lautenberg (D)  
NEW MEXICO: Jeff Bingaman (D)  
NEW YORK: Daniel P. Moynihan (D)  
NORTH DAKOTA: Kent Conrad (D)  
OHIO: Mike DeWine (R)  
PENNSYLVANIA: Rick Santorum (R)  
RHODE ISLAND: John H. Chafee (R)  
TENNESSEE: Bill Frist (R)  
TEXAS: Kay Bailey Hutchison (R)  
UTAH: Orrin G. Hatch (R)  
VERMONT: James M. Jeffords (R)  
VIRGINIA: Charles S. Robb (D)  
WASHINGTON: Slade Gorton (R)  
WEST VIRGINIA: Robert C. Byrd (D)  
WISCONSIN: Herbert H. Kohl (D)  
WYOMING: Craig Thomas (R)



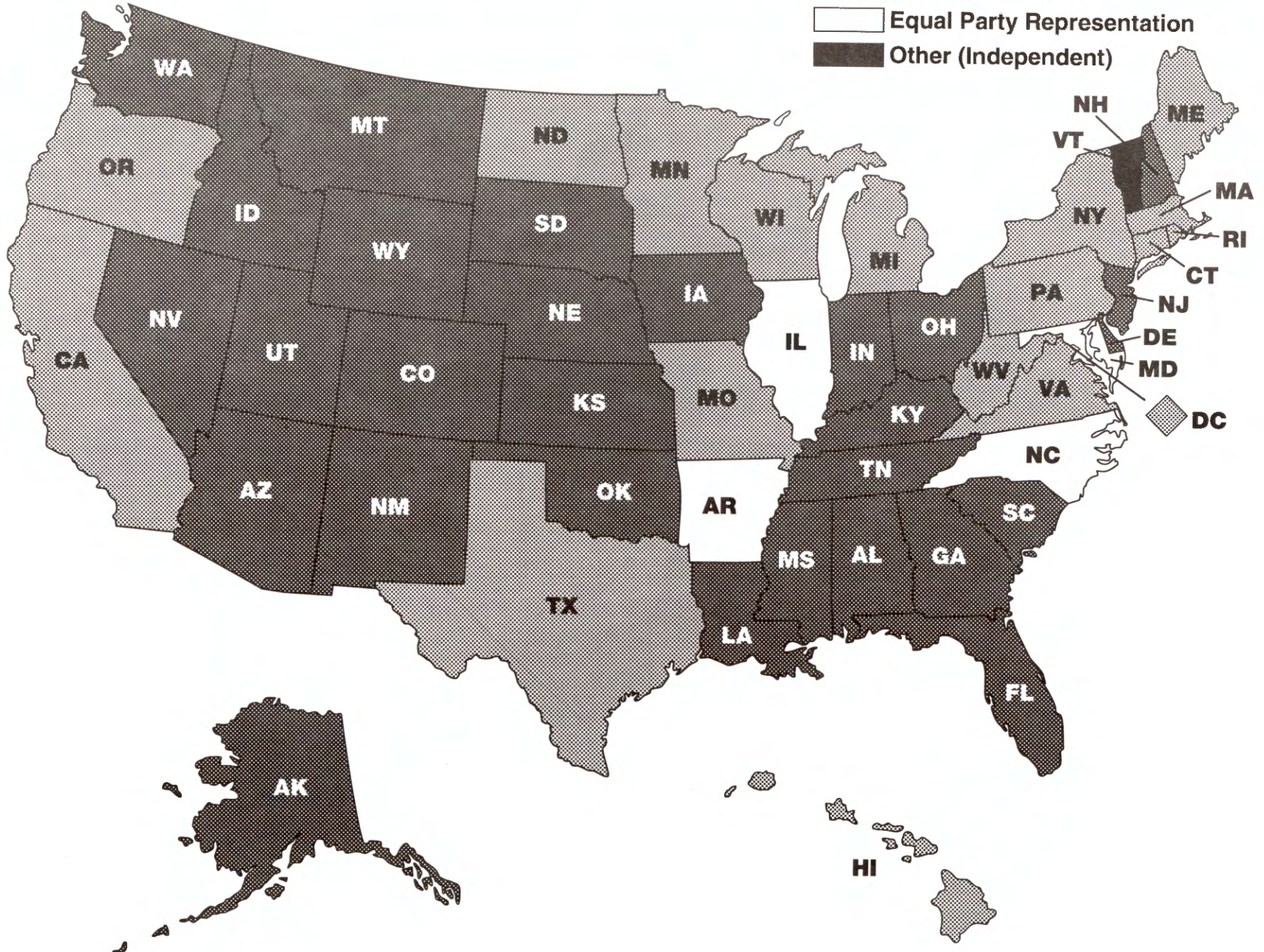


**OFFICIAL ELECTION RESULTS  
FOR  
UNITED STATES HOUSE OF REPRESENTATIVES**



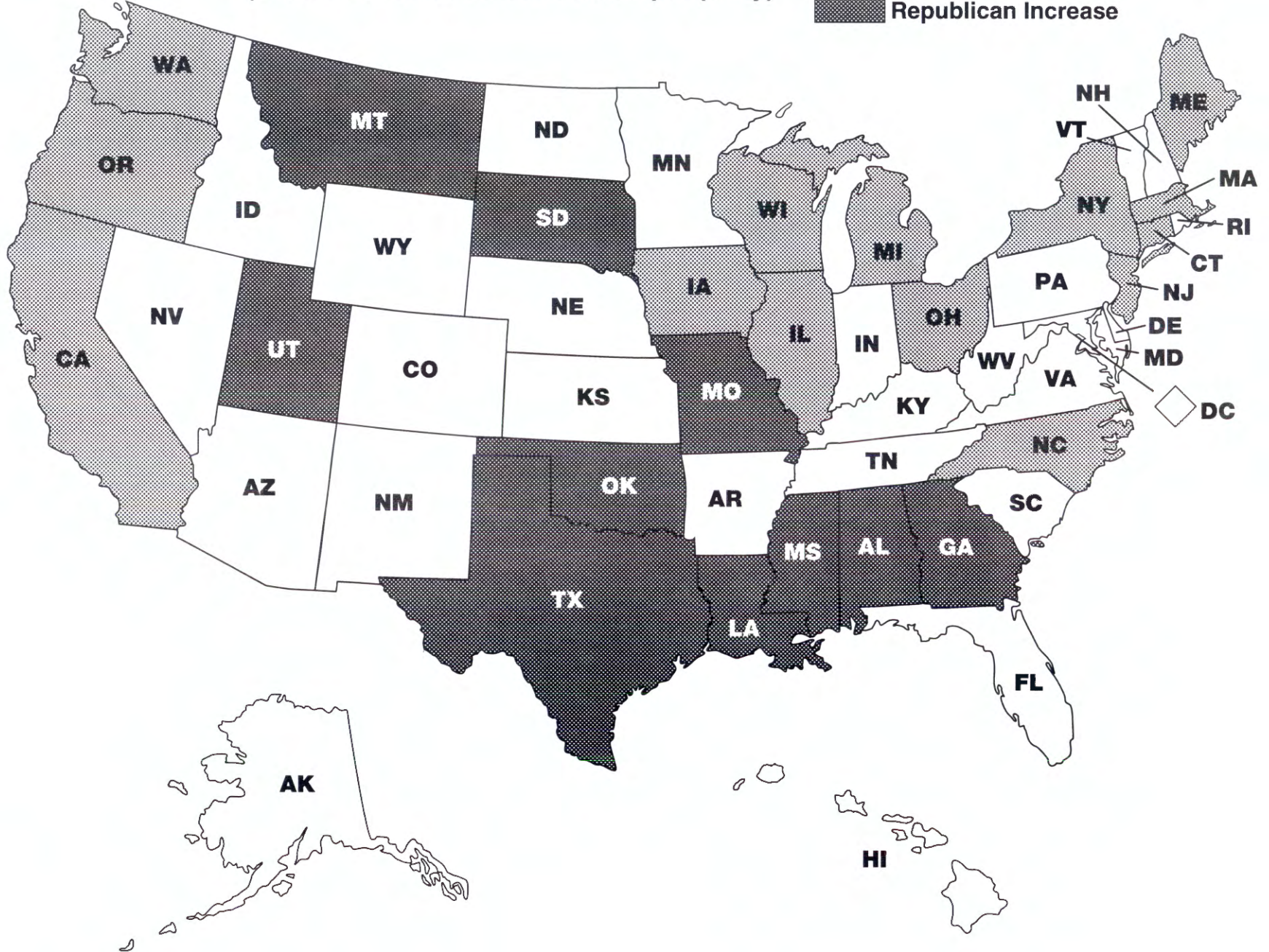
# 1997 U.S. House Delegations

- Majority Democratic
- Majority Republican
- Equal Party Representation
- Other (Independent)



# 1996 Party Gains in the U.S. House of Representatives (Based on the number of seats per party)

- Democratic Increase
- No Change
- Republican Increase



ELECTION TYPE:	PRIMARY		RUNOFF		GENERAL		
CANDIDATE NAME	PARTY	# OF VOTES	%	# OF VOTES	%	# OF VOTES	%

## ALABAMA

June 4th

June 25th

November 5th

### DISTRICT 1

Callahan, Herbert L.	R	Unopposed				132,206	64.36
Womack, Don	D	Unopposed				69,470	33.82
Burns, Bob	LBT					3,311	1.61
Scattered	W					430	.21
<b>Total District Votes:</b>						<b>205,417</b>	

### DISTRICT 2

Everett, Terry	R	Unopposed				132,563	63.19
Gaines, Bob	D	Unopposed				74,317	35.42
Probst, Michael	LBT					2,653	1.26
Scattered	W					260	.12
<b>Total District Votes:</b>						<b>209,793</b>	

### DISTRICT 3

Riley, Bob	R	7,977	39.45	9,124	63.86	98,353	50.42
Comer, B.B.	R	4,069	20.12	5,163	36.14		
Hand, Ben	R	2,360	11.67				
Sexton, Jack	R	2,202	10.89				
Hagans, Rick	R	1,643	8.13				
Sledge, Don	R	1,275	6.31				
Magee, Joe "Nobody"	R	692	3.42				
<b>Total Party Votes:</b>							
Little, T.D. (Ted)	D	25,092	46.78	24,668	60.97	92,325	47.33
Dial, Gerald	D	13,843	25.81	15,789	39.03		
Fite, Lea, Jr.	D	2,993	5.58				
Willis, Gerald	D	11,714	21.84				
<b>Total Party Votes:</b>						<b>53,642</b>	<b>40,457</b>
Lawrence, Lucy	NL					2,335	1.20
Stokes, Ralph "R.E."	LBT					1,983	1.02
Scattered	W					51	.03
<b>Total District Votes:</b>						<b>73,860</b>	<b>54,744</b>

### DISTRICT 4

Aderholt, Robert	R	10,410	48.82			102,741	49.89
Rich, Kerry	R	5,860	27.48				
Guess, Barry	R	2,434	11.42				
Moseley, Mickey	R	1,596	7.48				
Branham, Ronny	R	1,021	4.79				
Davidson, Charles*	R	0	0.00				
<b>Total Party Votes:</b>							
Wilson, Robert T. (Bob), Jr.	D	16,630	26.09	26,028	52.00	99,250	48.20
Camp, Billy Joe	D	20,292	31.83	24,026	48.00		
Hawk, Howard	D	16,177	25.38				
Hester, Jerry	D	10,645	16.70				
<b>Total Party Votes:</b>						<b>63,744</b>	<b>50,054</b>
Barksdale, Alan	LBT					3,718	1.80
Scattered	W					208	.10
<b>Total District Votes:</b>						<b>85,065</b>	<b>50,054</b>

\* Davidson withdrew from the primary election. However, his name remained on the ballot. The party did not officially certify his vote totals in the primary election results provided to the state.

ELECTION TYPE:		PRIMARY		RUNOFF		GENERAL	
CANDIDATE NAME	PARTY	# OF VOTES	%	# OF VOTES	%	# OF VOTES	%

### ALABAMA (Continued)

*June 4th*

*June 25th*

*November 5th*

#### DISTRICT 5

Cramer, Bud	D	Unopposed				114,442	55.68
Parker, Wayne	R	19,355	55.54			86,727	42.19
McInnish, Hugh	R	13,504	38.75				
Burton, Charles "Herb"	R	1,989	5.71				
<b>Total Party Votes:</b>		<b>34,848</b>					
Madison, Shirley J.	NL					2,484	1.21
Goodrich, Craig	LBT					1,856	.90
Scattered	W					38	.02
<b>Total District Votes:</b>		<b>34,848</b>				<b>205,547</b>	

#### DISTRICT 6

Bachus, Spencer Thomas, III	R	Unopposed				180,781	70.93
Bates, Mary Lynn	D	Unopposed				69,592	27.31
Harris, T. Franklin	LBT					2,293	.90
Vogel, Diane Susan	NL					2,113	.83
Scattered	W					80	.03
<b>Total District Votes:</b>						<b>254,859</b>	

#### DISTRICT 7

Hilliard, Earl F.	D	Unopposed				136,651	71.13
Powell, Joe	R	4,065	46.29	5,395	68.97	52,142	27.14
Walker, Cliff	R	1,902	21.66	2,427	31.03		
Jones, Kervin	R	1,320	15.03				
Bethune, Milton	R	1,042	11.87				
Middleton, Alfred	R	452	5.15				
<b>Total Party Votes:</b>		<b>8,781</b>		<b>7,822</b>			
Hager, Ken	LBT					3,157	1.64
Scattered	W					163	.08
<b>Total District Votes:</b>		<b>8,781</b>		<b>7,822</b>		<b>192,113</b>	
<b>Total State Votes:</b>		<b>202,554</b>		<b>112,620</b>		<b>1,468,693</b>	

### ALASKA\*

*August 27th*

*November 5th*

Young, Don	R	70,002	58.04			138,834	59.41
Dore, Jim	R	5,936	4.92				
Skelton, Sybil	R	2,482	2.06				
Lincoln, Georgianna "Georg"	D	38,105	31.60			85,114	36.42
Nemec, William J., II	AKI	1,980	1.64			5,017	2.15
Grames, John J.G. "Johnny"	GRN	2,096	1.74			4,513	1.93
Scattered	W					222	.09
<b>Total State Votes:</b>		<b>120,601</b>				<b>233,700</b>	

\* Alaska is a blanket primary state. All candidates, regardless of party affiliation, are listed on one ballot. All voters are presented with the same ballot to use in voting.

ELECTION TYPE:	PRIMARY		RUNOFF		GENERAL		
CANDIDATE NAME	PARTY	# OF VOTES	%	# OF VOTES	%	# OF VOTES	%

### AMERICAN SAMOA

*November 5th\**

*November 19th*

Faleomavaega, Eni F.H.	D	5,656	49.64			6,321	56.48
Hannemann, Gus	I	3,011	26.43			4,871	43.52
Coleman, Aumua Amata	R	2,727	23.93				
<b>Total Votes:</b>		<b>11,394</b>				<b>11,192</b>	

\* The first election is considered the primary election when a runoff election is required to be held.

### ARIZONA

*September 10th*

*November 5th*

#### DISTRICT 1

Salmon, Matt	R	33,672	100.00			135,634	60.18
<b>Total Party Votes:</b>		<b>33,672</b>					
Cox, John	W(D)/D	1,942	100.00			89,738	39.82
<b>Total Party Votes:</b>		<b>1,942</b>					
<b>Total District Votes:</b>		<b>35,614</b>				<b>225,372</b>	

#### DISTRICT 2

Pastor, Ed	D	29,969	100.00			81,982	65.01
<b>Total Party Votes:</b>		<b>29,969</b>					
Buster, Jim	R	7,343	58.24			38,786	30.76
Florez, Vida	R	2,836	22.49				
Barron, Ed	R	2,429	19.26				
<b>Total Party Votes:</b>		<b>12,608</b>					
Bangle, Alice	LBT	140	100.00			5,333	4.23
<b>Total Party Votes:</b>		<b>140</b>					
<b>Total District Votes:</b>		<b>42,717</b>				<b>126,101</b>	

#### DISTRICT 3

Stump, Bob	R	56,299	100.00			175,231	66.52
<b>Total Party Votes:</b>		<b>56,299</b>					
Schneider, Alexander "Big Al"	D	19,596	100.00			88,214	33.48
<b>Total Party Votes:</b>		<b>19,596</b>					
<b>Total District Votes:</b>		<b>75,895</b>				<b>263,445</b>	

#### DISTRICT 4

Shadegg, John	R	34,306	74.18			150,486	66.78
Silver, Robin	R	11,944	25.82				
<b>Total Party Votes:</b>		<b>46,250</b>					
Milton, Maria Elena	D	8,279	53.80			74,857	33.22
Turnansky, Stuart M.	D	7,047	45.80				
Starky, Stuart M.	W(D)	61	.40				
<b>Total Party Votes:</b>		<b>15,387</b>					
<b>Total District Votes:</b>		<b>61,637</b>				<b>225,343</b>	

#### DISTRICT 5

Kolbe, Jim	R	34,190	69.93			179,349	68.74
Sweeney, Joe	R	14,704	30.07				
<b>Total Party Votes:</b>		<b>48,894</b>					
Nelson, Mort	D	35,306	100.00			67,597	25.91
<b>Total Party Votes:</b>		<b>35,306</b>					
Zajac, John C.	LBT	278	100.00			7,322	2.81
<b>Total Party Votes:</b>		<b>278</b>					
Finkelstein, Ed	W(REF)/REF	5	100.00			6,630	2.54
<b>Total Party Votes:</b>		<b>5</b>					
<b>Total District Votes:</b>		<b>84,483</b>				<b>260,898</b>	



ELECTION TYPE:	PRIMARY		RUNOFF		GENERAL		
CANDIDATE NAME	PARTY	# OF VOTES	%	# OF VOTES	%	# OF VOTES	%

**ARIZONA (Continued)**

*September 10th*

*November 5th*

**DISTRICT 6**

Hayworth, J.D.	R	32,554	100.00			121,431	47.57
<i>Total Party Votes:</i>		<b>32,554</b>					
Owens, Steve	D	35,137	100.00			118,957	46.60
<i>Total Party Votes:</i>		<b>35,137</b>					
Anderson, Robert	LBT	148	100.00			14,899	5.84
<i>Total District Votes:</i>		<b>67,839</b>				<b>225,287</b>	
<i>Total State Votes:</i>		<b>368,185</b>				<b>1,326,446</b>	

**ARKANSAS**

*May 21st*

*June 11th*

*November 5th*

**DISTRICT 1**

Berry, Marion	D	36,843	47.27	30,592	52.46	105,280	52.78
Donaldson, Tom	D	24,211	31.06	27,717	47.53		
Smith, Kirby J.	D	16,885	21.66				
<i>Total Party Votes:</i>		<b>77,939</b>		<b>58,309</b>			
Dupwe, Warren	R	Unopposed				88,436	44.34
Carle, Keith	REF					5,734	2.87
<i>Total District Votes:</i>		<b>77,939</b>		<b>58,309</b>		<b>199,450</b>	

**DISTRICT 2**

Snyder, Vic	D	24,732	32.41	31,435	51.32	114,841	52.34
Stodola, Mark	D	36,316	47.59	29,821	48.68		
Edwards, John	D	15,258	20.00				
<i>Total Party Votes:</i>		<b>76,306</b>		<b>61,256</b>			
Cummins, Bud	R	5,422	38.99	5,991	69.60	104,548	47.65
Powell, Bill	R	3,051	21.94	2,617	30.40		
Klote, Jim	R	2,356	16.94				
Coon, Ken	R	1,830	13.16				
Melton, Don	R	998	7.18				
Stephenson, Ronnie	R	250	1.80				
<i>Total Party Votes:</i>		<b>13,907</b>		<b>8,608</b>			
<i>Total District Votes:</i>		<b>90,213</b>		<b>69,864</b>		<b>219,389</b>	

**DISTRICT 3**

Hutchinson, Asa*	R					137,093	55.70
Hutchinson, Tim	R	Unopposed					
Henry, Ann#	D					102,994	41.84
Davis, Boyce Ray	D	Unopposed					
Huffman, Tony Joe	REF					5,974	2.43
Ivy, Dan	W					71	.03
<i>Total District Votes:</i>						<b>246,132</b>	

\* Asa Hutchinson was selected by the party to be the Republican general election nominee after Tim Hutchinson was chosen to be the nominee for the U.S. Senate race.

# Henry was selected by the party to be the Democratic general election nominee after Davis withdrew from the race.

**DISTRICT 4**

Dickey, Jay	R	Unopposed				125,956	63.50
Tolliver, Vincent	D	Unopposed				72,391	36.50
<i>Total District Votes:</i>						<b>198,347</b>	
<i>Total State Votes:</i>		<b>168,152</b>		<b>128,173</b>		<b>863,318</b>	

ELECTION TYPE:	PRIMARY		RUNOFF		GENERAL		
CANDIDATE NAME	PARTY	# OF VOTES	%	# OF VOTES	%	# OF VOTES	%

## CALIFORNIA

*March 26th*

*November 5th*

### DISTRICT 1

Riggs, Frank	R	53,566	100.00			110,242	49.63
<i>Total Party Votes:</i>		<b>53,566</b>					
Alioto, Michela	D	30,935	40.46			96,522	43.46
Marvin, Monica	D	25,375	33.19				
Burton, William "Bill" W.	D	8,457	11.06				
Silver, Carol Ruth	D	7,940	10.38				
Chuning, Dennis	D	3,744	4.90				
<i>Total Party Votes:</i>		<b>76,451</b>					
Rossi, Emil	LBT	482	100.00			15,354	6.91
<i>Total Party Votes:</i>		<b>482</b>					
<i>Total District Votes:</i>		<b>130,499</b>				<b>222,118</b>	

### DISTRICT 2

Herger, Wally	R	71,452	84.49			144,913	60.80
Kidd, Devvy	R	13,107	15.50				
Todd, Bobby G.	W(R)	10	.01				
<i>Total Party Votes:</i>		<b>84,569</b>					
Braden, Roberts A.	D	52,082	100.00			80,401	33.73
<i>Total Party Votes:</i>		<b>52,082</b>					
Thiessen, Patrice	NL	36	100.00			7,253	3.04
<i>Total Party Votes:</i>		<b>36</b>					
Brunner, William	LBT	547	100.00			5,759	2.42
<i>Total Party Votes:</i>		<b>547</b>					
Todd, Bob	W					7	.00
<i>Total District Votes:</i>		<b>137,234</b>				<b>238,333</b>	

### DISTRICT 3

Fazio, Vic	D	51,575	81.87			118,663	53.52
McAfee, Rodger	D	11,419	18.13				
<i>Total Party Votes:</i>		<b>62,994</b>					
Lefever, Tim	R	43,611	69.49			91,134	41.10
Schaupp, Charles	R	19,151	30.51				
<i>Total Party Votes:</i>		<b>62,762</b>					
Erich, Timothy R.	REF	418	100.00			7,701	3.47
<i>Total Party Votes:</i>		<b>418</b>					
Donelle, Erin D.	LBT	393	100.00			4,239	1.91
<i>Total Party Votes:</i>		<b>393</b>					
<i>Total District Votes:</i>		<b>126,567</b>				<b>221,737</b>	

### DISTRICT 4

Doolittle, John T.	R	88,009	100.00			164,048	60.46
<i>Total Party Votes:</i>		<b>88,009</b>					
Hirning, Katie	D	57,588	100.00			97,948	36.10
<i>Total Party Votes:</i>		<b>57,588</b>					
McHargue, Patrick Lee	LBT	639	100.00			9,319	3.43
<i>Total Party Votes:</i>		<b>639</b>					
<i>Total District Votes:</i>		<b>146,236</b>				<b>271,315</b>	

ELECTION TYPE:	PRIMARY		RUNOFF		GENERAL		
CANDIDATE NAME	PARTY	# OF VOTES	%	# OF VOTES	%	# OF VOTES	%

**CALIFORNIA (Continued)**

*March 26th*

*November 5th*

**DISTRICT 5**

Matsui, Robert T.	D	65,892	100.00			142,618	70.44
<i>Total Party Votes:</i>		<b>65,892</b>					
Dinsmore, Robert S.	R	28,901	70.55			52,940	26.15
Stein, William F.	R	12,066	29.45				
<i>Total Party Votes:</i>		<b>40,967</b>					
Mors, Gordon	AIP	455	100.00			2,231	1.10
<i>Total Party Votes:</i>		<b>455</b>					
Miller, Joseph B.	LBT	260	100.00			2,548	1.26
<i>Total Party Votes:</i>		<b>260</b>					
Kersey, Charles	NL	50	100.00			2,123	1.05
<i>Total Party Votes:</i>		<b>50</b>					
<i>Total District Votes:</i>		<b>107,624</b>				<b>202,460</b>	

**DISTRICT 6**

Woolsey, Lynn	D	82,911	100.00			156,958	61.83
<i>Total Party Votes:</i>		<b>82,911</b>					
Hughes, Duane C.	R	42,027	85.13			86,278	33.99
Garstecki, Dan	R	7,341	14.87				
<i>Total Party Votes:</i>		<b>49,368</b>					
Jones, Ernest K., Jr.	PFP	328	100.00			6,459	2.54
<i>Total Party Votes:</i>		<b>328</b>					
Kendall, Bruce	NL	81	100.00			4,141	1.63
<i>Total Party Votes:</i>		<b>81</b>					
<i>Total District Votes:</i>		<b>132,688</b>				<b>253,836</b>	

**DISTRICT 7**

Miller, George	D	65,244	100.00			137,089	71.80
<i>Total Party Votes:</i>		<b>65,244</b>					
Reece, Norman H.	R	23,959	100.00			42,542	22.28
<i>Total Party Votes:</i>		<b>23,959</b>					
Thompson, William C.	REF	493	100.00			6,866	3.60
<i>Total Party Votes:</i>		<b>493</b>					
Liatunick, Bob	NL	76	100.00			4,420	2.32
<i>Total Party Votes:</i>		<b>76</b>					
<i>Total District Votes:</i>		<b>89,772</b>				<b>190,917</b>	

**DISTRICT 8**

Pelosi, Nancy	D	54,318	100.00			175,216	84.34
<i>Total Party Votes:</i>		<b>54,318</b>					
Raimondo, Justin	R	6,211	100.00			25,739	12.39
<i>Total Party Votes:</i>		<b>6,211</b>					
Smithstein, David	NL	54	100.00			6,783	3.26
<i>Total Party Votes:</i>		<b>54</b>					
Murray, Ed	W					22	.01
<i>Total District Votes:</i>		<b>60,583</b>				<b>207,760</b>	

ELECTION TYPE:	PRIMARY		RUNOFF		GENERAL		
CANDIDATE NAME	PARTY	# OF VOTES	%	# OF VOTES	%	# OF VOTES	%

**CALIFORNIA (Continued)**

*March 26th*

*November 5th*

**DISTRICT 9**

Dellums, Ronald V.	D	73,353	85.07			154,806	77.03
Stewart, Randal	D	12,876	14.93				
<i>Total Party Votes:</i>		<b>86,229</b>					
Wright, Deborah	R	7,109	46.10			37,126	18.47
Hunter, G. William	R	4,928	31.96				
Davis, Eric L.	R	3,384	21.94				
<i>Total Party Votes:</i>		<b>15,421</b>					
Condit, Tom	PFP	173	100.00			5,561	2.77
<i>Total Party Votes:</i>		<b>173</b>					
Forem, Jack	NL	133	100.00			3,475	1.73
<i>Total Party Votes:</i>		<b>133</b>					
Musa, Omari	W					8	.00
<i>Total District Votes:</i>		<b>101,956</b>				<b>200,976</b>	

**DISTRICT 10**

Tauscher, Ellen O.	D	44,106	74.56			137,726	48.63
White, Daniel P.	D	15,045	25.43				
<i>Total Party Votes:</i>		<b>59,151</b>					
Baker, Bill	R	65,437	81.47			133,633	47.19
Williams, Dave	R	14,881	18.53				
<i>Total Party Votes:</i>		<b>80,318</b>					
Place, John	REF	646	100.00			6,354	2.24
<i>Total Party Votes:</i>		<b>646</b>					
Janlois, Valerie	NL	61	100.00			3,047	1.08
<i>Total Party Votes:</i>		<b>61</b>					
Lyon, Gregory K.	LBT	354	100.00			2,423	.86
<i>Total Party Votes:</i>		<b>354</b>					
<i>Total District Votes:</i>		<b>140,530</b>				<b>283,183</b>	

**DISTRICT 11**

Pombo, Richard	R	50,393	100.00			107,477	59.35
<i>Total Party Votes:</i>		<b>50,393</b>					
Silva, Jason	D	42,312	100.00			65,536	36.19
<i>Total Party Votes:</i>		<b>42,312</b>					
Rego, Kelly	LBT	241	100.00			5,077	2.80
<i>Total Party Votes:</i>		<b>241</b>					
Bush, Selene L.	NL	31	100.00			3,006	1.66
<i>Total Party Votes:</i>		<b>31</b>					
<i>Total District Votes:</i>		<b>92,977</b>				<b>181,096</b>	

**DISTRICT 12**

Lantos, Tom	D	58,477	100.00			149,052	71.69
<i>Total Party Votes:</i>		<b>58,477</b>					
Jenkins, Storm	R	23,636	100.00			49,278	23.70
<i>Total Party Votes:</i>		<b>23,636</b>					
Schmidt, Christopher V.A.	LBT	267	100.00			6,111	2.94
<i>Total Party Votes:</i>		<b>267</b>					
Borg, Richard	NL	83	100.00			3,472	1.67
<i>Total Party Votes:</i>		<b>83</b>					
<i>Total District Votes:</i>		<b>82,463</b>				<b>207,913</b>	

ELECTION TYPE:	PRIMARY				RUNOFF		GENERAL	
CANDIDATE NAME	PARTY	# OF VOTES	%	# OF VOTES	%	# OF VOTES	%	

**CALIFORNIA (Continued)**

*March 26th*

*November 5th*

**DISTRICT 13**

Stark, Fortney Pete	D	46,978	100.00			114,408	65.18
<i>Total Party Votes:</i>		<b>46,978</b>					
Fay, James S.	R	15,374	62.68			53,385	30.41
King, Lowell	R	9,152	37.32				
<i>Total Party Votes:</i>		<b>24,526</b>					
Savage, Terry C.	LBT	202	100.00			7,746	4.41
<i>Total Party Votes:</i>		<b>202</b>					
<i>Total District Votes:</i>		<b>71,706</b>				<b>175,539</b>	

**DISTRICT 14**

Eshoo, Anna G.	D	63,510	100.00			149,313	64.87
<i>Total Party Votes:</i>		<b>63,510</b>					
Brink, Ben	R	35,846	86.26			71,573	31.10
Muller, Trafton Doug	R	5,711	13.74				
<i>Total Party Votes:</i>		<b>41,557</b>					
Thompson, Timothy	PFP	118	100.00			3,653	1.59
<i>Total Party Votes:</i>		<b>118</b>					
Dehn, Joseph W., III	LBT	604	100.00			3,492	1.52
<i>Total Party Votes:</i>		<b>604</b>					
Wells, Robert	NL	88	100.00			2,144	.93
<i>Total Party Votes:</i>		<b>88</b>					
<i>Total District Votes:</i>		<b>105,877</b>				<b>230,175</b>	

**DISTRICT 15**

Campbell, Tom	R	50,254	100.00			132,737	58.50
<i>Total Party Votes:</i>		<b>50,254</b>					
Lane, Dick	D	30,773	60.93			79,048	34.84
Kline, Norman	D	19,733	39.07				
<i>Total Party Votes:</i>		<b>50,506</b>					
Sharpe-Geisler, Valli	REF	718	100.00			6,230	2.74
<i>Total Party Votes:</i>		<b>718</b>					
Wimmers, Ed	LBT	650	100.00			5,481	2.42
<i>Total Party Votes:</i>		<b>650</b>					
Curriuan, Bruce	NL	63	65.62			3,372	1.49
Miloslavich, Nick	NL	33	34.38				
<i>Total Party Votes:</i>		<b>96</b>					
Dao, Linh	W					9	.00
Vlakancic, Connor	W					9	.00
<i>Total District Votes:</i>		<b>102,224</b>				<b>226,886</b>	

**DISTRICT 16**

Lofgren, Zoe	D	37,224	100.00			94,020	65.65
<i>Total Party Votes:</i>		<b>37,224</b>					
Wojslaw, Chuck	R	17,846	100.00			43,197	30.16
<i>Total Party Votes:</i>		<b>17,846</b>					
Bonino, David R.	LBT	273	100.00			4,124	2.88
<i>Total Party Votes:</i>		<b>273</b>					
Abu-Shumays, Abaan	NL	42	100.00			1,866	1.30
<i>Total Party Votes:</i>		<b>42</b>					
<i>Total District Votes:</i>		<b>55,385</b>				<b>143,207</b>	

ELECTION TYPE:	PRIMARY				RUNOFF		GENERAL	
CANDIDATE NAME	PARTY	# OF VOTES	%	# OF VOTES	%	# OF VOTES	%	

**CALIFORNIA (Continued)**

*March 26th*

*November 5th*

**DISTRICT 17**

Farr, Sam	D	52,481	87.74			115,116	58.87
Dunn, Art	D	6,032	10.08				
Wigod, Robert	D	1,304	2.18				
<i>Total Party Votes:</i>		<b>59,817</b>					
Brown, Jess	R	21,211	50.87			73,856	37.77
Chavez, Phillip H.	R	11,670	27.99				
Norris, Barry D.	R	8,813	21.14				
<i>Total Party Votes:</i>		<b>41,694</b>					
Black, John H.	NL	52	100.00			6,573	3.36
<i>Total Party Votes:</i>		<b>52</b>					
<i>Total District Votes:</i>		<b>101,563</b>				<b>195,545</b>	

**DISTRICT 18**

Condit, Gary A.	D	42,619	100.00			108,827	65.72
<i>Total Party Votes:</i>		<b>42,619</b>					
Conrad, Bill	R	33,529	100.00			52,695	31.82
<i>Total Party Votes:</i>		<b>33,529</b>					
Morzella, James B.	LBT	166	100.00			2,233	1.35
<i>Total Party Votes:</i>		<b>166</b>					
Riskin, Page Roth	NL	8	100.00			1,831	1.10
<i>Total Party Votes:</i>		<b>8</b>					
<i>Total District Votes:</i>		<b>76,322</b>				<b>165,586</b>	

**DISTRICT 19**

Radanovich, George P.	R	58,897	100.00			137,402	66.58
<i>Total Party Votes:</i>		<b>58,897</b>					
Barile, Paul	D	38,805	100.00			58,452	28.32
<i>Total Party Votes:</i>		<b>38,805</b>					
Pescosolido, Pamela J.	LBT	245	100.00			6,083	2.95
<i>Total Party Votes:</i>		<b>245</b>					
Adalian, David P., Sr.	NL	50	100.00			4,442	2.15
<i>Total Party Votes:</i>		<b>50</b>					
<i>Total District Votes:</i>		<b>97,997</b>				<b>206,379</b>	

**DISTRICT 20**

Dooley, Cal	D	26,402	100.00			65,381	56.51
<i>Total Party Votes:</i>		<b>26,402</b>					
Harvey, Trice	R	11,432	40.57			45,276	39.13
Unruh, Cliff	R	8,513	30.21				
Gist, John	R	6,152	21.83				
Young, Paul	R	2,078	7.38				
<i>Total Party Votes:</i>		<b>28,175</b>					
Richter, Jonathan J.	LBT	90	100.00			5,048	4.36
<i>Total Party Votes:</i>		<b>90</b>					
<i>Total District Votes:</i>		<b>54,667</b>				<b>115,705</b>	

**DISTRICT 21**

Thomas, Bill	R	53,564	79.24			125,916	65.81
Gentry, Karen	R	14,030	20.76				
<i>Total Party Votes:</i>		<b>67,594</b>					
Vollmer, Deborah A.	D	30,563	100.00			50,694	26.50
<i>Total Party Votes:</i>		<b>30,563</b>					
Evans, John	REF	300	100.00			8,113	4.24
<i>Total Party Votes:</i>		<b>300</b>					
Bialosky, Jane	NL	25	100.00			3,380	1.77
<i>Total Party Votes:</i>		<b>25</b>					

ELECTION TYPE:	PRIMARY		RUNOFF		GENERAL		
CANDIDATE NAME	PARTY	# OF VOTES	%	# OF VOTES	%	# OF VOTES	%

**CALIFORNIA (Continued)**

*March 26th*

*November 5th*

Hodges, Mike	LBT	296	100.00			3,049	1.59
<i>Total Party Votes:</i>		<i>296</i>					

Gentry, Karen	W					172	.09
<i>Total District Votes:</i>		<i>98,778</i>				<i>191,324</i>	

**DISTRICT 22**

Capps, Walter Holden	D	52,668	99.97			118,299	48.45
Wheeler, Stephen	W(D)	17	.03				
<i>Total Party Votes:</i>		<i>52,685</i>					

Seastrand, Andrea	R	64,466	99.94			107,987	44.22
Wheeler, Stephen	W(R)	37	.06				
<i>Total Party Votes:</i>		<i>64,503</i>					

Wheeler, Steven	I					9,845	4.03
Porter, Richard D. "Dick"	REF	692	100.00			3,975	1.63
<i>Total Party Votes:</i>		<i>692</i>					

Bersohn, David L.	LBT	458	100.00			2,233	.91
<i>Total Party Votes:</i>		<i>458</i>					

Tomastik, Dawn	NL	210	100.00			1,847	.76
<i>Total Party Votes:</i>		<i>210</i>					
<i>Total District Votes:</i>		<i>118,548</i>				<i>244,186</i>	

**DISTRICT 23**

Gallegly, Elton	R	56,700	100.00			118,880	59.59
<i>Total Party Votes:</i>		<i>56,700</i>					

Unruhe, Robert R.	D	40,772	100.00			70,035	35.10
<i>Total Party Votes:</i>		<i>40,772</i>					

Lightfoot, Gail	LBT	372	100.00			8,346	4.18
<i>Total Party Votes:</i>		<i>372</i>					

Hospodar, Stephen	NL	123	100.00			2,246	1.12
<i>Total Party Votes:</i>		<i>123</i>					
<i>Total District Votes:</i>		<i>97,967</i>				<i>199,507</i>	

**DISTRICT 24**

Sherman, Brad	D	27,513	53.73			106,193	49.43
Knipe, Elizabeth "Liz"	D	7,580	14.80				
Lipow, Jeffrey A.	D	5,360	10.47				
Jordan, Michael	D	4,786	9.35				
Freis, Craig "Tax Freeze"	D	2,540	4.96				
Pash, Mark S.	D	1,774	3.46				
Charouhas, Elisa J.	D	1,650	3.22				
<i>Total Party Votes:</i>		<i>51,203</i>					

Sybert, Rich	R	33,444	67.71			93,629	43.58
Jhin, Kyo Paul	R	11,072	22.42				
Brecht, Stephen C.	R	4,879	9.88				
<i>Total Party Votes:</i>		<i>49,395</i>					

Shroyer, Ralph	PFP	116	100.00			6,267	2.92
<i>Total Party Votes:</i>		<i>116</i>					

Miller, Erich	LBT	350	100.00			5,691	2.65
<i>Total Party Votes:</i>		<i>350</i>					

Lawrence, Ron	NL	84	100.00			3,068	1.43
<i>Total Party Votes:</i>		<i>84</i>					
<i>Total District Votes:</i>		<i>101,148</i>				<i>214,848</i>	

ELECTION TYPE:	PRIMARY		RUNOFF		GENERAL		
CANDIDATE NAME	PARTY	# OF VOTES	%	# OF VOTES	%	# OF VOTES	%

**CALIFORNIA (Continued)**

*March 26th*

*November 5th*

**DISTRICT 25**

McKeon, Howard "Buck"	R	49,883	84.61			122,428	62.40
Starr, David B.	R	9,076	15.39				
<i>Total Party Votes:</i>		<b>58,959</b>					
Trautman, Diane	D	31,002	100.00			65,089	33.17
<i>Total Party Votes:</i>		<b>31,002</b>					
Acker, Bruce	LBT	266	100.00			6,173	3.15
<i>Total Party Votes:</i>		<b>266</b>					
Gerber, Justin Charles	PFP	101	100.00			2,513	1.28
<i>Total Party Votes:</i>		<b>101</b>					
<i>Total District Votes:</i>		<b>90,328</b>				<b>196,203</b>	

**DISTRICT 26**

Berman, Howard L.	D	26,745	83.78			67,525	65.87
Gibson, Steven E.	D	5,177	16.22				
<i>Total Party Votes:</i>		<b>31,922</b>					
Glass, Bill	R	8,216	55.45			29,332	28.61
Poirier, Richard	R	3,391	22.89				
Cathcart, Brian	R	3,209	21.66				
<i>Total Party Votes:</i>		<b>14,816</b>					
Fritschler, Scott K.	LBT	143	100.00			3,539	3.45
<i>Total Party Votes:</i>		<b>143</b>					
Hearne, Gary	NL	44	100.00			2,119	2.07
<i>Total Party Votes:</i>		<b>44</b>					
<i>Total District Votes:</i>		<b>46,925</b>				<b>102,515</b>	

**DISTRICT 27**

Rogan, James E.	R	46,020	87.59			95,310	50.18
Paul, Joe	R	6,521	12.41				
<i>Total Party Votes:</i>		<b>52,541</b>					
Kahn, Doug	D	21,414	51.39			82,014	43.18
Gordon Barry	D	20,252	48.60				
<i>Total Party Votes:</i>		<b>41,666</b>					
Michael, Elizabeth	LBT	326	100.00			6,645	3.50
<i>Total Party Votes:</i>		<b>326</b>					
Sheasby, Walt Contreras	GRN	293	100.00			4,195	2.21
<i>Total Party Votes:</i>		<b>293</b>					
Zucker, Martin	NL	79	100.00			1,766	.93
<i>Total Party Votes:</i>		<b>79</b>					
<i>Total District Votes:</i>		<b>94,905</b>				<b>189,930</b>	

**DISTRICT 28**

Dreier, David	R	50,595	100.00			113,389	60.67
<i>Total Party Votes:</i>		<b>50,595</b>					
Levering, David	D	32,279	100.00			69,037	36.94
<i>Total Party Votes:</i>		<b>32,379</b>					
Saurenman, Ken	LBT	187	100.00			4,459	2.38
<i>Total Party Votes:</i>		<b>187</b>					
Mohler, Robert	W(AIP)	6	100.00				
<i>Total Party Votes:</i>		<b>6</b>					
<i>Total District Votes:</i>		<b>83,067</b>				<b>186,885</b>	

**DISTRICT 29**

Waxman, Henry A.	D	61,697	100.00			145,278	67.63
<i>Total Party Votes:</i>		<b>61,697</b>					



ELECTION TYPE:	PRIMARY		RUNOFF		GENERAL		
CANDIDATE NAME	PARTY	# OF VOTES	%	# OF VOTES	%	# OF VOTES	%

**CALIFORNIA (Continued)**

*March 26th*

*November 5th*

Stepanek, Paul	R	22,830	81.82			52,857	24.60
Boatner, Nathan	R	5,072	18.18				
<i>Total Party Votes:</i>		<b>27,902</b>					
Daly, John Peter	PFP	170	100.00			8,819	4.10
<i>Total Party Votes:</i>		<b>170</b>					
Binkley, Mike	LBT	326	100.00			4,766	2.22
<i>Total Party Votes:</i>		<b>326</b>					
Rees, Brian	NL	101	100.00			3,097	1.44
<i>Total Party Votes:</i>		<b>101</b>					
<i>Total District Votes:</i>		<b>90,196</b>				<b>214,817</b>	

**DISTRICT 30**

Becerra, Xavier	D	21,310	100.00			58,283	72.32
<i>Total Party Votes:</i>		<b>21,310</b>					
Parker, Patricia Jean	R	6,725	100.00			15,078	18.71
<i>Total Party Votes:</i>		<b>6,725</b>					
Probst, Pam	LBT	139	100.00			2,759	3.42
<i>Total Party Votes:</i>		<b>139</b>					
Mandel, Shirley	PFP	168	100.00			2,499	3.10
<i>Total Party Votes:</i>		<b>168</b>					
Watson-Frith, Rosemary	NL	59	100.00			1,971	2.44
<i>Total Party Votes:</i>		<b>59</b>					
<i>Total District Votes:</i>		<b>28,401</b>				<b>80,590</b>	

**DISTRICT 31**

Martinez, Matthew G.	D	25,689	100.00			69,285	67.47
<i>Total Party Votes:</i>		<b>25,689</b>					
Flores, John V.	R	6,948	52.13			28,705	27.95
Moreno, Frank C.	R	6,379	47.86				
<i>Total Party Votes:</i>		<b>13,327</b>					
Everling, Michael B.	LBT	75	100.00			4,700	4.58
<i>Total Party Votes:</i>		<b>75</b>					
<i>Total District Votes:</i>		<b>39,091</b>				<b>102,690</b>	

**DISTRICT 32**

Dixon, Julian C.	D	58,320	100.00			124,712	82.36
<i>Total Party Votes:</i>		<b>58,320</b>					
Ardito, Larry	R	8,368	100.00			18,768	12.39
<i>Total Party Votes:</i>		<b>8,368</b>					
Donner, Neal	LBT	122	100.00			6,390	4.22
<i>Total Party Votes:</i>		<b>122</b>					
Jibri, Rashied	NL	86	100.00			1,557	1.03
<i>Total Party Votes:</i>		<b>86</b>					
<i>Total District Votes:</i>		<b>66,896</b>				<b>151,427</b>	

**DISTRICT 33**

Roybal-Allard, Lucille	D	14,445	100.00			47,478	82.10
<i>Total Party Votes:</i>		<b>14,445</b>					
Leonard, John P.	R	3,428	100.00			8,147	14.09
<i>Total Party Votes:</i>		<b>3,428</b>					
Johnson, Howard	LBT	42	100.00			2,203	3.81
<i>Total Party Votes:</i>		<b>42</b>					
<i>Total District Votes:</i>		<b>17,915</b>				<b>57,828</b>	

ELECTION TYPE:	PRIMARY		RUNOFF		GENERAL		
CANDIDATE NAME	PARTY	# OF VOTES	%	# OF VOTES	%	# OF VOTES	%

**CALIFORNIA (Continued)**

*March 26th*

*November 5th*

**DISTRICT 34**

Torres, Esteban E.	D	35,195	100.00			94,730	68.43
<i>Total Party Votes:</i>		<b>35,195</b>					
Nunez, David G.	R	9,016	50.77			36,852	26.62
Perez, Ed	R	8,742	49.23				
<i>Total Party Votes:</i>		<b>17,758</b>					
Scott, J. Walter	AIP	285	100.00			4,122	2.98
<i>Total Party Votes:</i>		<b>285</b>					
Argall, David	LBT	123	100.00			2,736	1.98
<i>Total Party Votes:</i>		<b>123</b>					
<i>Total District Votes:</i>		<b>53,361</b>				<b>138,440</b>	

**DISTRICT 35**

Waters, Maxine	D	41,993	100.00			92,762	85.50
<i>Total Party Votes:</i>		<b>41,993</b>					
Carlson, Eric	R	5,498	100.00			13,116	12.09
<i>Total Party Votes:</i>		<b>5,498</b>					
Mego, Gordon Michael	AIP	161	100.00			2,610	2.40
<i>Total Party Votes:</i>		<b>161</b>					
<i>Total District Votes:</i>		<b>47,652</b>				<b>108,488</b>	

**DISTRICT 36**

Harman, Jane	D	43,706	100.00			117,752	52.46
<i>Total Party Votes:</i>		<b>43,706</b>					
Brooks, Susan	R	25,337	42.43			98,538	43.90
Savodnick, Irwin	R	21,890	36.66				
Kugler, Hans J.	R	6,749	11.30				
Ford, Greg	R	5,733	9.60				
<i>Total Party Votes:</i>		<b>59,709</b>					
Dovner, Bruce	LBT	352	100.00			4,933	2.20
<i>Total Party Votes:</i>		<b>352</b>					
McManus, Bradley	NL	104	100.00			3,236	1.44
<i>Total Party Votes:</i>		<b>104</b>					
<i>Total District Votes:</i>		<b>103,871</b>				<b>224,459</b>	

**DISTRICT 37**

McDonald, Juanita M.	D	10,213	23.65			87,247	85.00
Murray, Willard H., Jr.	D	8,999	20.84				
Carrillo, M. Susan	D	6,681	15.47				
Bradley, Omar	D	5,746	13.31				
Richards, Paul H.	D	5,523	12.79				
Tucker, Robin	D	2,632	6.10				
Davis, Charles	D	2,131	4.94				
Harris, Joyce	D	660	1.53				
Tatum, Dale C.	D	580	1.34				
Carter, Murry J.	W(D)	16	.04				
<i>Total Party Votes:</i>		<b>43,181</b>					
Voetee, Michael E.	R	5,877	100.00			15,399	15.00
<i>Total Party Votes:</i>		<b>5,877</b>					
<i>Total District Votes:</i>		<b>49,058</b>				<b>102,646</b>	

**DISTRICT 38**

Horn, Steve	R	36,342	100.00			88,136	52.57
<i>Total Party Votes:</i>		<b>36,342</b>					
Zbur, Rick	D	21,190	51.39			71,627	42.72
Mathews, Peter	D	20,041	48.61				
<i>Total Party Votes:</i>		<b>41,231</b>					

ELECTION TYPE:	PRIMARY		RUNOFF		GENERAL		
CANDIDATE NAME	PARTY	# OF VOTES	%	# OF VOTES	%	# OF VOTES	%

**CALIFORNIA (Continued)**

*March 26th*

*November 5th*

Yeager, William A.	GRN	225	100.00			4,610	2.75
<i>Total Party Votes:</i>		<i>225</i>					
Gautreau, Paul N.	LBT	223	100.00			3,272	1.95
<i>Total Party Votes:</i>		<i>223</i>					
<i>Total District Votes:</i>		<i>78,021</i>				<i>167,645</i>	

**DISTRICT 39**

Royce, Ed	R	53,692	100.00			120,761	62.80
<i>Total Party Votes:</i>		<i>53,692</i>					
Davis, R. O. "Bob"	D	30,242	100.00			61,392	31.93
<i>Total Party Votes:</i>		<i>30,242</i>					
Dean, Jack	LBT	264	100.00			10,137	5.27
<i>Total Party Votes:</i>		<i>264</i>					
<i>Total District Votes:</i>		<i>84,198</i>				<i>192,290</i>	

**DISTRICT 40**

Lewis, Jerry	R	46,108	76.92			98,821	64.90
Craig, George	R	13,836	23.08				
<i>Total Party Votes:</i>		<i>59,944</i>					
Conaway, Robert "Bob"	D	31,764	100.00			44,102	28.96
<i>Total Party Votes:</i>		<i>31,764</i>					
McGee, Hale	AIP	730	100.00			4,963	3.26
<i>Total Party Votes:</i>		<i>730</i>					
Kelley, Joseph T.	LBT	334	100.00			4,375	2.87
<i>Total Party Votes:</i>		<i>334</i>					
<i>Total District Votes:</i>		<i>92,772</i>				<i>152,261</i>	

**DISTRICT 41**

Kim, Jay C.	R	24,321	58.21			83,934	58.46
Kerns, Bob	R	17,461	41.79				
<i>Total Party Votes:</i>		<i>41,782</i>					
Waldron, Richard L.	D	20,938	100.00			47,346	32.98
<i>Total Party Votes:</i>		<i>20,938</i>					
Newhouse, Richard G.	LBT	165	100.00			7,135	4.97
<i>Total Party Votes:</i>		<i>165</i>					
Kramer, David F.	NL	38	100.00			5,030	3.50
<i>Total Party Votes:</i>		<i>38</i>					
Mikels, Marjorie M.	W					120	.08
<i>Total District Votes:</i>		<i>62,923</i>				<i>143,565</i>	

**DISTRICT 42**

Brown, George E., Jr.	D	24,930	77.75			52,166	50.48
Palazzo, Alfred "Al"	D	7,133	22.25				
<i>Total Party Votes:</i>		<i>32,063</i>					
Wilde, Linda M.	R	10,332	33.90			51,170	49.52
Gutierrez, Rex	R	6,971	22.87				
Williams, Chuck	R	4,955	16.26				
Guzman, Rob	R	4,624	15.17				
Stewart, Steve	R	3,594	11.79				
<i>Total Party Votes:</i>		<i>30,476</i>					
<i>Total District Votes:</i>		<i>62,539</i>				<i>103,336</i>	

ELECTION TYPE:	PRIMARY		RUNOFF		GENERAL		
CANDIDATE NAME	PARTY	# OF VOTES	%	# OF VOTES	%	# OF VOTES	%

**CALIFORNIA (Continued)**

*March 26th*

*November 5th*

**DISTRICT 43**

Calvert, Ken	R	39,364	74.44			97,247	54.72
Davis, David	R	13,517	25.56				
<i>Total Party Votes:</i>		<b>52,881</b>					
Kimbrough, Guy C.	D	29,803	100.00			67,422	37.94
<i>Total Party Votes:</i>		<b>29,803</b>					
Wallack, Annie	NL	132	100.00			6,576	3.70
<i>Total Party Votes:</i>		<b>132</b>					
Akin, Kevin	PFP	96	100.00			3,309	1.86
<i>Total Party Votes:</i>		<b>96</b>					
Berkman, Gene L.	LBT	347	100.00			3,086	1.74
<i>Total Party Votes:</i>		<b>347</b>					
Cummings, Colleen	W					84	.05
<i>Total District Votes:</i>		<b>83,259</b>				<b>177,724</b>	

**DISTRICT 44**

Bono, Sonny	R	56,236	100.00			110,643	57.74
<i>Total Party Votes:</i>		<b>56,236</b>					
Rufus, Anita	D	21,597	57.84			73,844	38.54
Hurst, Paul A.	D	15,741	42.16				
<i>Total Party Votes:</i>		<b>37,338</b>					
Cochran, Donald	AIP	552	100.00			3,888	2.03
<i>Total Party Votes:</i>		<b>552</b>					
Wilkinson, Karen	NL	44	100.00			3,143	1.64
<i>Total Party Votes:</i>		<b>44</b>					
Matthewson, Bud	W					110	.06
<i>Total District Votes:</i>		<b>94,170</b>				<b>191,628</b>	

**DISTRICT 45**

Rohrabacher, Dana	R	57,724	100.00			125,326	60.98
<i>Total Party Votes:</i>		<b>57,724</b>					
Alexander, Sally J.	D	30,114	100.00			68,312	33.24
<i>Total Party Votes:</i>		<b>30,114</b>					
Murphy, Mark F.	LBT	462	100.00			8,813	4.29
<i>Total Party Votes:</i>		<b>462</b>					
McDevitt, Rand	NL	100	100.00			3,071	1.49
<i>Total Party Votes:</i>		<b>100</b>					
<i>Total District Votes:</i>		<b>88,400</b>				<b>205,522</b>	

**DISTRICT 46**

Sanchez, Loretta	D	7,142	34.67			47,964	46.80
Farber, Michael P. "Mike"	D	6,125	29.73				
Prince, James "Jim"	D	5,574	27.06				
Brennan, Robert J.	D	1,758	8.53				
<i>Total Party Votes:</i>		<b>20,599</b>					
Dorman, Robert K. "Bob"	R	16,933	65.36			46,980	45.84
Smith, Katherine "Kathy" H.	R	7,388	28.52				
Rocha, Felix, Jr.	R	1,584	6.11				
<i>Total Party Votes:</i>		<b>25,905</b>					
Stafford, Lawrence J.	REF	253	100.00			3,235	3.16
<i>Total Party Votes:</i>		<b>253</b>					
Reimer, Thomas E.	LBT	210	100.00			2,333	2.28
<i>Total Party Votes:</i>		<b>210</b>					
Aguirre, J. Carlos	NL	55	100.00			1,972	1.92
<i>Total Party Votes:</i>		<b>55</b>					
<i>Total District Votes:</i>		<b>47,022</b>				<b>102,484</b>	

ELECTION TYPE:	PRIMARY		RUNOFF		GENERAL		
CANDIDATE NAME	PARTY	# OF VOTES	%	# OF VOTES	%	# OF VOTES	%

**CALIFORNIA (Continued)**

*March 26th*

*November 5th*

**DISTRICT 47**

Cox, Christopher	R	83,372	100.00			160,078	65.66
<i>Total Party Votes:</i>		<b>83,372</b>					
Laine, Tina Louise	D	33,165	100.00			70,362	28.86
<i>Total Party Votes:</i>		<b>33,165</b>					
Adam, Iris	NL	76	100.00			6,807	2.79
<i>Total Party Votes:</i>		<b>76</b>					
Wagner, Victor A., Jr.	LBT	461	100.00			6,530	2.68
<i>Total Party Votes:</i>		<b>461</b>					
<i>Total District Votes:</i>		<b>117,074</b>				<b>243,777</b>	

**DISTRICT 48**

Packard, Ron	R	71,005	100.00			145,814	65.86
<i>Total Party Votes:</i>		<b>71,005</b>					
Farrell, Dan	D	28,048	100.00			59,558	26.90
<i>Total Party Votes:</i>		<b>28,048</b>					
Miles, Sharon K.	NL	70	100.00			8,006	3.62
<i>Total Party Votes:</i>		<b>70</b>					
Dreu, William	REF	929	100.00			8,013	3.62
<i>Total Party Votes:</i>		<b>929</b>					
<i>Total District Votes:</i>		<b>100,052</b>				<b>221,391</b>	

**DISTRICT 49**

Bilbray, Brian P.	R	49,378	100.00			108,806	52.62
<i>Total Party Votes:</i>		<b>49,378</b>					
Navarro, Peter	D	22,626	51.91			86,657	41.91
Casady, Nancy	D	13,519	31.02				
Tremblay, Marcia	D	7,439	17.07				
<i>Total Party Votes:</i>		<b>43,584</b>					
Lippe, Ernie	LBT	485	100.00			4,218	2.04
<i>Total Party Votes:</i>		<b>485</b>					
Hambusch, Kevin Philip	REF	1,034	60.29			3,773	1.82
Madison, Mistress	REF	681	39.71				
<i>Total Party Votes:</i>		<b>1,715</b>					
Sterling, Peter	NL	257	100.00			3,314	1.60
<i>Total Party Votes:</i>		<b>257</b>					
<i>Total District Votes:</i>		<b>95,419</b>				<b>206,768</b>	

**DISTRICT 50**

Filner, Bob	D	18,809	54.55			73,200	61.86
Vargas, Juan	D	15,673	45.45				
<i>Total Party Votes:</i>		<b>34,482</b>					
Baize, Jim	R	8,718	40.71			38,351	32.41
Lee, G. Michael	R	8,582	40.07				
Joseph, Ted Y.	R	4,116	19.22				
<i>Total Party Votes:</i>		<b>21,416</b>					
Clark, Dan	REF	629	100.00			3,253	2.75
<i>Total Party Votes:</i>		<b>629</b>					
Shepard, Earl M.	NL	277	100.00			2,138	1.81
<i>Total Party Votes:</i>		<b>277</b>					
Zoebisch, Philip	LBT	142	100.00			1,398	1.18
<i>Total Party Votes:</i>		<b>142</b>					
<i>Total District Votes:</i>		<b>56,946</b>				<b>118,340</b>	

## ELECTION TYPE:

## PRIMARY

## RUNOFF

## GENERAL

CANDIDATE NAME	PARTY	# OF VOTES	%	# OF VOTES	%	# OF VOTES	%
----------------	-------	------------	---	------------	---	------------	---

## CALIFORNIA (Continued)

March 26th

November 5th

**DISTRICT 51**

Cunningham, Randy "Duke"	R	65,268	86.14			149,032	65.07
Pando, Donald J.	R	10,502	13.86				
<i>Total Party Votes:</i>		<i>75,770</i>					
Tamerius, Rita	D	31,388	100.00			66,250	28.93
<i>Total Party Votes:</i>		<i>31,388</i>					
Clark, Miriam E.	PFP	89	100.00			5,407	2.36
<i>Total Party Votes:</i>		<i>89</i>					
Anderson, J.C. "Jack"	LBT	503	100.00			5,298	2.31
<i>Total Party Votes:</i>		<i>503</i>					
Bourdette, Eric Hunter	NL	130	100.00			3,037	1.33
<i>Total Party Votes:</i>		<i>130</i>					
<i>Total District Votes:</i>		<i>107,880</i>				<i>229,024</i>	

**DISTRICT 52**

Hunter, Duncan	R	52,091	100.00			116,746	65.47
<i>Total Party Votes:</i>		<i>52,091</i>					
Wesley, Darity	D	33,101	100.00			53,104	29.78
<i>Total Party Votes:</i>		<i>33,101</i>					
Jordan, Janice	PFP	103	100.00			3,649	2.05
<i>Total Party Votes:</i>		<i>103</i>					
Ridley, Dante	LBT	355	100.00			3,329	1.87
<i>Total Party Votes:</i>		<i>355</i>					
Ballantyne, Peter Robert	NL	122	100.00			1,493	.84
<i>Total Party Votes:</i>		<i>122</i>					
<i>Total District Votes:</i>		<i>85,772</i>				<i>178,321</i>	
<i>Total State Votes:</i>		<i>4,499,424</i>				<i>9,481,525</i>	

## COLORADO

August 13th

November 5th

**DISTRICT 1**

DeGette, Diana	D	21,523	55.94			112,631	56.93
Sandos, Tim	D	16,952	44.06				
<i>Total Party Votes:</i>		<i>38,475</i>					
Rogers, Joe	R	14,706	100.00			79,540	40.20
<i>Total Party Votes:</i>		<i>14,706</i>					
Combs, Richard	LBT					5,668	2.86
<i>Total District Votes:</i>		<i>53,181</i>				<i>197,839</i>	

**DISTRICT 2**

Skaggs, David	D	20,427	100.00			145,894	57.04
<i>Total Party Votes:</i>		<i>20,427</i>					
Miller, Patricia (Pat)	R	19,216	65.37			97,865	38.26
Robinson, Shannon	R	10,181	34.63				
<i>Total Party Votes:</i>		<i>29,397</i>					
Johnson, Larry E.	I/REF					6,304	2.46
Allen, W. Earl	LBT					5,721	2.24
<i>Total District Votes:</i>		<i>49,824</i>				<i>255,784</i>	

**DISTRICT 3**

Gurule, Albert L.	D	20,411	100.00			183,523	68.87
<i>Total Party Votes:</i>		<i>20,411</i>					
McInnis, Scott	R	31,148	100.00			82,953	31.13
<i>Total Party Votes:</i>		<i>31,148</i>					
<i>Total District Votes:</i>		<i>51,559</i>				<i>266,476</i>	

ELECTION TYPE:	PRIMARY		RUNOFF		GENERAL		
CANDIDATE NAME	PARTY	# OF VOTES	%	# OF VOTES	%	# OF VOTES	%

**COLORADO (Continued)**

*August 13th*

*November 5th*

**DISTRICT 4**

Schaffer, Bob	R	15,138	40.12			137,012	56.14
Ament, Don	R	11,474	30.40				
Sullivan, Pat	R	11,124	29.48				
<i>Total Party Votes:</i>		<b>37,736</b>					
Kelley, Guy	D	14,477	100.00			92,837	38.04
<i>Total Party Votes:</i>		<b>14,477</b>					
McKinley, Wes	AMS					7,428	3.04
Parker, Cynthia	NL					6,790	2.78
<i>Total District Votes:</i>		<b>52,213</b>				<b>244,067</b>	

**DISTRICT 5**

Hefley, Joel	R	36,994	76.70			188,805	71.94
Hughes, Bill	R	11,236	23.30				
<i>Total Party Votes:</i>		<b>48,240</b>					
Robinson, Mike	D	8,774	100.00			73,660	28.06
<i>Total Party Votes:</i>		<b>8,774</b>					
<i>Total District Votes:</i>		<b>57,004</b>				<b>262,465</b>	

**DISTRICT 6**

Schaefer, Dan	R	28,682	100.00			146,018	62.24
<i>Total Party Votes:</i>		<b>28,682</b>					
Fitz-Gerald, Joan	D	13,216	100.00			88,600	37.76
<i>Total Party Votes:</i>		<b>13,216</b>					
<i>Total District Votes:</i>		<b>41,898</b>				<b>234,618</b>	
<i>Total State Votes:</i>		<b>305,679</b>				<b>1,461,249</b>	

**CONNECTICUT\***

*September 10th*

*November 5th*

**DISTRICT 1**

Kennelly, Barbara				Combined Parties:	158,222	73.54
Kennelly, Barbara	D	*			[145,169]	
Kennelly, Barbara	ACP				[13,053]	
Sleath, Kent	R	*			53,666	24.94
Forry, John F., III	CNC				2,099	.98
Wasielewski, Daniel A.	NL				1,149	.53
<i>Total District Votes:</i>					<b>215,136</b>	

**DISTRICT 2**

Gejdenson, Sam				Combined Parties:	115,175	51.59
Gejdenson, Sam	D	*			[106,544]	
Gejdenson, Sam	ACP				[8,631]	
Munster, Edward W.	R	8,928	59.88		100,332	44.94
Norton, Andrew	R	5,982	40.12			
<i>Total Party Votes:</i>		<b>14,910</b>				
Ondusko, Dianne G.	IDP				6,477	2.90
Hall, Thomas E.	NL				1,263	.56
Lamchick, Howard E. Proper	W				2	.00
<i>Total District Votes:</i>		<b>14,910</b>			<b>223,249</b>	

ELECTION TYPE:	PRIMARY		RUNOFF		GENERAL		
CANDIDATE NAME	PARTY	# OF VOTES	%	# OF VOTES	%	# OF VOTES	%

**CONNECTICUT (Continued)**

*September 10th*

*November 5th*

**DISTRICT 3**

DeLauro, Rosa L.				Combined Parties:	150,798	71.35
DeLauro, Rosa L.	D	*		[137,108]		
DeLauro, Rosa L.	ACP			[13,690]		
Coppola, John	R	*		59,335	28.07	
Dalby, Gail J.	NL			1,219	.58	
<b>Total District Votes:</b>					<b>211,352</b>	

**DISTRICT 4**

Shays, Christopher	R	*		121,949	60.46	
Finch, William A.	D	*		75,902	37.63	
Tonkin, Edward H.	LBT			2,815	1.40	
Nevas, Terry M.	NL			1,046	.52	
<b>Total District Votes:</b>					<b>201,712</b>	

**DISTRICT 5**

Maloney, James H.				Combined Parties:	111,974	52.05
Maloney, James H.	ACP			[6,615]		
Maloney, James H.	D	*		[105,359]		
O'Toole, John	D					
Franks, Gary A.	R	*		98,782	45.92	
Rodriguez, Rosita	CNC			2,983	1.39	
Thiessen, Walter F., Jr.	LBT			1,391	.65	
<b>Total District Votes:</b>					<b>215,130</b>	

**DISTRICT 6**

Johnson, Nancy L.	R	*		113,020	49.62	
Koskoff, Charlotte				Combined Parties:	111,433	48.93
Koskoff, Charlotte	ACP			[7,208]		
Koskoff, Charlotte	D	*		[104,225]		
Griffin, Jim	D					
Knibbs, Timothy A.	CNC			3,303	1.45	
<b>Total District Votes:</b>					<b>227,756</b>	
<b>Total State Votes:</b>			<b>14,910</b>	<b>1,294,335</b>		

\* A candidate endorsed by the party at the party convention is the nominee. If a qualified challenger to the party endorsed candidate receives 15% of the delegate votes on roll call at the convention, a primary election is held between the two candidates. Convention nominees are noted with an asterisk. The dates of the conventions for each congressional district were:

1st: Democratic 7/15, Republican 7/15	4th: Democratic 7/15, Republican 7/20
2nd: Democratic 7/15, Republican 7/12	5th: Democratic 7/15, Republican 7/20
3rd: Democratic 7/15, Republican 7/10	6th: Democratic 7/15, Republican 7/08

**DELAWARE**

*September 7th*

*November 5th*

Castle, Michael N.	R	Unopposed		185,576	69.55	
Williams, Dennis E.	D	16,838	73.92	73,253	27.45	
Ercole, Ernest L.	D	5,941	26.08			
<b>Total Party Votes:</b>					<b>22,779</b>	
Jurgensen, George A.	LBT			4,000	1.50	
Johnson, Felicia B.	UST			3,009	1.13	
Mattson, Robert E. "Bob"	NL			987	.37	
<b>Total State Votes:</b>					<b>22,779</b>	<b>266,825</b>



ELECTION TYPE:	PRIMARY		RUNOFF		GENERAL		
CANDIDATE NAME	PARTY	# OF VOTES	%	# OF VOTES	%	# OF VOTES	%

DISTRICT OF COLUMBIA		May 7th		November 5th			
Norton, Eleanor Holmes	D	20,445	97.41			134,996	90.00
	W(D)	278	2.59				
<b>Total Party Votes:</b>		<b>20,723</b>					
Simonds, Sprague	R					11,306	7.54
	W(R)	285	100.00				
<b>Total Party Votes:</b>		<b>285</b>					
Faith	I					2,119	1.41
Manuel, Sam	SWP					1,146	.76
	W(DC)	48	100.00				
<b>Total Party Votes:</b>		<b>48</b>					
	W(UM)	17	100.00				
<b>Total Party Votes:</b>		<b>17</b>					
Scattered	W					431	.29
<b>Total Votes:</b>		<b>21,073</b>				<b>149,998</b>	

FLORIDA		September 3rd		October 1st		November 5th	
<b>DISTRICT 1</b>							
Scarborough, Joe	R	Unopposed				175,946	72.54
Beck, Kevin	D	Unopposed				66,495	27.42
Vajs, Richard	W					82	.03
Wells, Tom	W					22	.01
<b>Total District Votes:</b>						<b>242,545</b>	
<b>DISTRICT 2</b>							
Boyd, Allen	D	68,588	48.42	75,587	64.46	138,151	59.44
Davis, Anita L.	D	37,050	26.15	41,677	35.54		
Taunton, David L.	D	36,027	25.43				
<b>Total Party Votes:</b>		<b>141,665</b>		<b>117,264</b>			
Sutton, Bill	R	10,961	47.68	7,803	50.79	94,122	40.50
Griffin, Carole	R	8,385	36.48	7,559	49.20		
Bellamy, Mark L.	R	3,642	15.84				
<b>Total Party Votes:</b>		<b>22,988</b>		<b>15,362</b>			
Graham, James	W					71	.03
Stein, Suzanne	W					56	.02
<b>Total District Votes:</b>		<b>164,653</b>		<b>132,626</b>		<b>232,400</b>	
<b>DISTRICT 3</b>							
Brown, Corrine	D	Unopposed				98,085	61.20
Fields, Preston James	R	Unopposed				62,196	38.80
<b>Total District Votes:</b>						<b>160,281</b>	
<b>DISTRICT 4</b>							
Fowler, Tillie K.	R	42,047	89.45			Unopposed*	
Trude, Gregg R.	R	4,957	10.54				
<b>Total Party Votes:</b>		<b>47,004</b>					
<b>Total District Votes:</b>		<b>47,004</b>					
<b>DISTRICT 5</b>							
Thurman, Karen L.	D	Unopposed				161,050	61.68
Gentry, Dave	R	19,385	52.07			100,051	38.32
Gilstrap, Pat	R	9,653	25.93				
Beadle, Tom	R	8,189	22.00				
<b>Total Party Votes:</b>		<b>37,227</b>					
<b>Total District Votes:</b>		<b>37,227</b>				<b>261,101</b>	

ELECTION TYPE:	PRIMARY		RUNOFF		GENERAL		
CANDIDATE NAME	PARTY	# OF VOTES	%	# OF VOTES	%	# OF VOTES	%

**FLORIDA (Continued)**

*September 3rd*

*October 1st*

*November 5th*

**DISTRICT 6**

Stearns, Clifford (Cliff) B.	R	Unopposed				161,527	67.18
O'Brien, Newell	D	Unopposed				78,908	32.82
Muhammad, Musheer	W					7	.00
<i>Total District Votes:</i>						<b>240,442</b>	

**DISTRICT 7**

Mica, John L.	R	Unopposed				143,667	62.04
Stuart, George, Jr.	D	13,496	64.89			87,832	37.93
Feather, Robert G. "Bud"	D	7,302	35.11				
<i>Total Party Votes:</i>						<b>20,798</b>	
McCarthy, Ken C.	W					54	.02
Palladino, John P.	W					4	.00
<i>Total District Votes:</i>						<b>231,557</b>	

**DISTRICT 8**

McCollum, Bill	R	Unopposed				136,515	67.47
Krulick, Al	D	Unopposed				65,794	32.52
Titely, Nils G.	W					11	.00
Forant, Edward P. (Ed)	W					6	.00
<i>Total District Votes:</i>						<b>202,326</b>	

**DISTRICT 9**

Bilirakis, Michael	R	45,183	80.08			161,708	68.66
Corbino, Pamela Mills	R	11,236	19.92				
<i>Total Party Votes:</i>						<b>56,419</b>	
Provenzano, Jerry	D	Unopposed				73,809	31.34
<i>Total District Votes:</i>						<b>235,517</b>	

**DISTRICT 10**

Young, C.W. Bill	R	Unopposed				114,443	66.61
Green, Henry	D	Unopposed				57,375	33.39
Callahan, Don	W					1	.00
France, Warren H.	W					1	.00
<i>Total District Votes:</i>						<b>171,820</b>	

**DISTRICT 11**

Davis, Jim	D	16,753	24.88	23,633	56.18	108,522	57.91
Freedman, Sandy Warshaw	D	23,505	34.91	18,434	43.82		
Busansky, Phyllis	D	16,479	24.48				
Frank, Pat	D	10,586	15.72				
<i>Total Party Votes:</i>						<b>67,323</b>	<b>42,067</b>
Sharpe, Mark	R	Unopposed				78,881	42.09
<i>Total District Votes:</i>						<b>67,323</b>	<b>187,403</b>

**DISTRICT 12**

Canady, Charles T.	R	Unopposed				122,584	61.57
Canady, Mike	D	Unopposed				76,513	38.43
<i>Total District Votes:</i>						<b>199,097</b>	

**DISTRICT 13**

Miller, Dan	R	Unopposed				173,671	64.34
Gordon, Sanford	D	Unopposed				96,098	35.60
Baker, Glenn	W					135	.05
<i>Total District Votes:</i>						<b>269,904</b>	

ELECTION TYPE:	PRIMARY		RUNOFF		GENERAL		
CANDIDATE NAME	PARTY	# OF VOTES	%	# OF VOTES	%	# OF VOTES	%

**FLORIDA (Continued)**

*September 3rd*

*October 1st*

*November 5th*

**DISTRICT 14**

Goss, Porter J.	R	Unopposed				176,992	73.49
Nolan, Jim	D	Unopposed				63,842	26.51
<b>Total District Votes:</b>						<b>240,834</b>	

**DISTRICT 15**

Weldon, Dave	R	Unopposed				139,014	51.42
Byron, John L.	D	Unopposed				115,981	42.90
Golding, David	I					15,355	5.68
<b>Total District Votes:</b>						<b>270,350</b>	

**DISTRICT 16**

Foley, Mark	R	Unopposed				175,714	64.00
Stuber, Jim	D	Unopposed				98,827	36.00
<b>Total District Votes:</b>						<b>274,541</b>	

**DISTRICT 17**

Meek, Carrie P.	D	Unopposed				114,638	88.75
Rolle, Wellington	R	Unopposed				14,525	11.24
Post, Janet	W					2	.00
<b>Total District Votes:</b>						<b>129,165</b>	

**DISTRICT 18**

Ros-Lehtinen, Ileana	R	Unopposed				123,659	100.00
Grayson, Richard	W					6	.00
<b>Total District Votes:</b>						<b>123,665</b>	

**DISTRICT 19**

Wexler, Robert	D	21,142	47.37	23,439	65.07	188,766	65.57
Weinstein, Peter	D	13,073	29.29	12,580	34.93		
Graber, Benjamin "Ben"	D	9,206	20.62				
Tsakanikas, Peter James	D	1,214	2.72				
<b>Total Party Votes:</b>		<b>44,635</b>		<b>36,019</b>			
Kennedy, Beverly	R	10,268	69.24			99,101	34.42
Smith, Dr. Joseph	R	4,562	30.76				
<b>Total Party Votes:</b>		<b>14,830</b>					
<b>Total District Votes:</b>		<b>59,465</b>		<b>36,019</b>		<b>287,867</b>	

**DISTRICT 20**

Deutsch, Peter	D	Unopposed				159,256	64.99
Jacobs, Jim	R	Unopposed				85,777	35.01
<b>Total District Votes:</b>						<b>245,033</b>	

**DISTRICT 21**

Diaz-Balart, Lincoln	R	Unopposed				125,469	100.00
Galinsky, Seth	W					4	.00
<b>Total District Votes:</b>						<b>125,473</b>	

**DISTRICT 22**

Shaw, E. Clay, Jr.	R	Unopposed				137,098	61.86
Cooper, Kenneth D.	D	Unopposed				84,517	38.14
Reid, Andrew E.	W					3	.00
<b>Total District Votes:</b>						<b>221,618</b>	

ELECTION TYPE:	PRIMARY		RUNOFF		GENERAL		
CANDIDATE NAME	PARTY	# OF VOTES	%	# OF VOTES	%	# OF VOTES	%

**FLORIDA (Continued)**

**DISTRICT 23**

		<i>September 3rd</i>	<i>October 1st</i>	<i>November 5th</i>	
Hastings, Alcee L.	D	Unopposed		102,161	73.45
Brown, Robert Paul	R	Unopposed		36,907	26.53
Lievens, Edward	W			21	.02
<i>Total District Votes:</i>				<i>139,089</i>	
<i>Total State Votes:</i>		<i>452,889</i>	<i>210,712</i>	<i>4,692,028</i>	

\* Pursuant to the provisions of Section 101.151, Florida Statutes, the names of unopposed candidates are not printed on the ballot. Those unopposed in the general election are declared elected.

**GEORGIA**

**DISTRICT 1**

		<i>July 9th</i>		<i>November 5th</i>	
Kingston, Jack	R	31,458	100.00	108,616	68.21
<i>Total Party Votes:</i>				<i>31,458</i>	
Kaszans, Rosemary D.	D	26,219	100.00	50,622	31.79
<i>Total Party Votes:</i>				<i>26,219</i>	
<i>Total District Votes:</i>				<i>57,677</i>	<i>159,238</i>

**DISTRICT 2**

Bishop, Sanford	D	56,660	59.40	88,256	53.97
Gamble, W.T.	D	31,615	33.14		
Lewis, Walter H.	D	7,116	7.46		
<i>Total Party Votes:</i>				<i>95,391</i>	
Ealum, Darrel	R	11,665	61.85	75,282	46.03
Hatcher, Chris	R	7,195	38.15		
<i>Total Party Votes:</i>				<i>18,860</i>	
<i>Total District Votes:</i>				<i>114,251</i>	<i>163,538</i>

**DISTRICT 3**

Collins, Mac	R	45,829	100.00	120,251	61.11
<i>Total Party Votes:</i>				<i>45,829</i>	
Chafin, Jim	D	17,885	61.81	76,538	38.89
Hill, Darryl S.	D	11,051	38.19		
<i>Total Party Votes:</i>				<i>28,936</i>	
<i>Total District Votes:</i>				<i>74,765</i>	<i>196,789</i>

**DISTRICT 4**

McKinney, Cynthia	D	42,508	67.48	127,157	57.76
Yates, Comer	D	15,126	24.01		
Slotin, Ron	D	3,993	6.34		
Hughes, David	D	1,370	2.17		
<i>Total Party Votes:</i>				<i>62,997</i>	
Mitnick, John	R	15,718	53.62	92,985	42.24
Brown, Ken	R	7,541	25.73		
Crowley, Cameron	R	6,053	20.65		
<i>Total Party Votes:</i>				<i>29,312</i>	
<i>Total District Votes:</i>				<i>92,309</i>	<i>220,142</i>

**DISTRICT 5**

Lewis, John	D	40,924	100.00	136,555	100.00
<i>Total Party Votes:</i>				<i>40,924</i>	
Kolis, Dorothy Salm	W			3	.00
<i>Total District Votes:</i>				<i>40,924</i>	<i>136,558</i>

ELECTION TYPE:		PRIMARY		RUNOFF		GENERAL	
CANDIDATE NAME	PARTY	# OF VOTES	%	# OF VOTES	%	# OF VOTES	%

**GEORGIA (Continued)**

*July 9th*

*November 5th*

**DISTRICT 6**

Gingrich, Newt	R	67,636	100.00			174,155	57.80
<i>Total Party Votes:</i>		<b>67,636</b>					
Coles, Michael	D	12,314	85.74			127,135	42.20
Oxford, Cliff	D	2,048	14.26				
<i>Total Party Votes:</i>		<b>14,362</b>					
<i>Total District Votes:</i>		<b>81,998</b>				<b>301,290</b>	

**DISTRICT 7**

Barr, Bob	R	37,711	100.00			112,009	57.80
<i>Total Party Votes:</i>		<b>37,711</b>					
Watts, Charlie	D	32,271	100.00			81,765	42.20
<i>Total Party Votes:</i>		<b>32,271</b>					
<i>Total District Votes:</i>		<b>69,982</b>				<b>193,774</b>	

**DISTRICT 8**

Chambliss, Saxby	R	13,751	100.00			93,619	52.56
<i>Total Party Votes:</i>		<b>13,751</b>					
Wiggins, Jim	D	71,940	100.00			84,506	47.44
<i>Total Party Votes:</i>		<b>71,940</b>					
<i>Total District Votes:</i>		<b>85,691</b>				<b>178,125</b>	

**DISTRICT 9**

Deal, Nathan	R	38,382	100.00			132,532	65.55
<i>Total Party Votes:</i>		<b>38,382</b>					
Poston, Ken	D	44,062	100.00			69,662	34.45
<i>Total Party Votes:</i>		<b>44,062</b>					
<i>Total District Votes:</i>		<b>82,444</b>				<b>202,194</b>	

**DISTRICT 10**

Norwood, Charlie	R	23,726	100.00			96,723	52.34
<i>Total Party Votes:</i>		<b>23,726</b>					
Bell, David	D	50,234	100.00			88,054	47.65
<i>Total Party Votes:</i>		<b>50,234</b>					
<i>Total District Votes:</i>		<b>73,960</b>				<b>184,777</b>	

**DISTRICT 11**

Linder, John	R	55,326	100.00			145,821	64.31
<i>Total Party Votes:</i>		<b>55,326</b>					
Stephenson, Tommy	D	27,657	74.86			80,940	35.69
Littmann, Vince	D	9,286	25.14				
<i>Total Party Votes:</i>		<b>36,943</b>					
<i>Total District Votes:</i>		<b>92,269</b>				<b>226,761</b>	
<i>Total State Votes:</i>		<b>866,270</b>				<b>2,163,186</b>	

**GUAM**

*September 7th*

*November 5th*

Underwood, Robert A.	D	Unopposed*				34,395	100.00
<i>Total Votes:</i>						<b>34,395</b>	

\* As Robert Underwood was unopposed, the primary election was not held.

ELECTION TYPE:	PRIMARY		RUNOFF		GENERAL		
CANDIDATE NAME	PARTY	# OF VOTES	%	# OF VOTES	%	# OF VOTES	%

## HAWAII

*September 21st*

*November 5th*

### DISTRICT 1

Abercrombie, Neil	D	65,732	71.73			86,732	50.36
Thompson, Richard	D	25,905	28.27				
<i>Total Party Votes:</i>		<b>91,637</b>					
Swindle, Orson	R	29,887	100.00			80,053	46.49
<i>Total Party Votes:</i>		<b>29,887</b>					
Duering, Mark	N	635				4,126	2.40
Bedworth, Nicholas	NL	458	100.00			1,295	.75
<i>Total Party Votes:</i>		<b>458</b>					
<i>Total District Votes:</i>		<b>122,617</b>				<b>172,206</b>	

### DISTRICT 2

Mink, Patsy Takemoto	D	64,371	30.00			109,178	60.33
Bunda, Robert (Bobby)	D	33,886	14.74				
Kauhi, Hana	D	4,071	1.77				
Bourgoin, David L.	D	2,288	1.00				
Collins, Charles (Lucky)	D	2,069	.90				
<i>Total Party Votes:</i>		<b>229,937</b>					
Pico, Tom, Jr.	R	7,887	47.26			55,729	30.80
Bollinger, F. D.	R	4,705	28.19				
Casey, Pollyana	R	2,470	14.80				
Deluze, James R.	R	1,627	9.75				
<i>Total Party Votes:</i>		<b>16,689</b>					
Crabbe, Nolan	N	832				7,723	4.27
Glazier, Sherwood	N	261					
Keefe, James M.	LBT	742	100.00			4,769	2.64
<i>Total Party Votes:</i>		<b>742</b>					
Toulon, Amanda (Mandy)	NL	234	100.00			3,564	1.97
<i>Total Party Votes:</i>		<b>234</b>					
<i>Total District Votes:</i>		<b>125,443</b>				<b>180,963</b>	
<i>Total State Votes:</i>		<b>248,060</b>				<b>353,169</b>	

## IDAHO

*May 28th*

*November 5th*

### DISTRICT 1

Chenoweth, Helen	R	38,616	68.14			132,344	49.98
Levinger, William A.	R	18,054	31.86				
<i>Total Party Votes:</i>		<b>56,670</b>					
Williams, Dan	D	15,396	77.02			125,899	47.55
Lambert, Matt Alan	D	4,594	22.98				
<i>Total Party Votes:</i>		<b>19,990</b>					
Ellis, Marion	NL					6,535	2.47
<i>Total District Votes:</i>		<b>76,660</b>				<b>264,778</b>	

### DISTRICT 2

Crapo, Mike	R	51,778	86.07			157,646	68.77
Rickards, Peter	R	8,382	13.93				
<i>Total Party Votes:</i>		<b>60,160</b>					
Seidl, John D.	D	13,876	100.00			67,625	29.50
<i>Total Party Votes:</i>		<b>13,876</b>					
Butler, John	NL					3,977	1.73
<i>Total District Votes:</i>		<b>74,036</b>				<b>229,248</b>	
<i>Total State Votes:</i>		<b>150,696</b>				<b>494,026</b>	

ELECTION TYPE:	PRIMARY		RUNOFF		GENERAL		
CANDIDATE NAME	PARTY	# OF VOTES	%	# OF VOTES	%	# OF VOTES	%

## ILLINOIS

*March 19th*

*November 5th*

### DISTRICT 1

Rusch, Bobby L.	D	74,281	89.31			174,005	85.67
Davis, Caleb A., Jr.	D	8,894	10.69				
<i>Total Party Votes:</i>		<b>83,175</b>					
Naughton, Noel	R	2,450	100.00			25,659	12.63
<i>Total Party Votes:</i>		<b>2,450</b>					
Griffin, Tim M.	LBT					3,449	1.70
<i>Total District Votes:</i>		<b>85,625</b>				<b>203,113</b>	

### DISTRICT 2

Jackson, Jesse L., Jr.	D	60,923	100.00			172,648	94.06
<i>Total Party Votes:</i>		<b>60,923</b>					
Somer, Thomas Joseph "T.J."*	R	6,558	100.00				
<i>Total Party Votes:</i>		<b>6,558</b>					
Stratman, Frank H.	LBT					10,880	5.93
Phillips, Scott B.	W					15	.01
<i>Total District Votes:</i>		<b>67,481</b>				<b>183,543</b>	

### DISTRICT 3

Lipinski, William O.	D	48,893	100.00			137,153	65.34
<i>Total Party Votes:</i>		<b>48,893</b>					
Nalepa, Jim	R	20,853	74.73			67,214	32.02
Schumann, Edward J.	R	4,167	14.93				
Jones, Arthur J.	R	2,884	10.34				
<i>Total Party Votes:</i>		<b>27,904</b>					
Skaritka, George	REF					3,643	1.74
Prazak, Robert R.	LBT					1,906	.91
<i>Total District Votes:</i>		<b>76,797</b>				<b>209,916</b>	

### DISTRICT 4

Gutierrez, Luis V.	D	27,140	70.83			85,278	93.57
Holowinski, John Joseph	D	8,206	21.42				
Garcia, William	D	2,234	5.83				
Amador, Victor	D	736	1.92				
<i>Total Party Votes:</i>		<b>38,316</b>					
Mendoza, Tomas, Jr.*	R	2,348	100.00				
<i>Total Party Votes:</i>		<b>2,348</b>					
Passmore, William	LBT					5,857	6.43
<i>Total District Votes:</i>		<b>40,664</b>				<b>91,135</b>	

### DISTRICT 5

Blagojevich, Rod R.	D	33,907	49.83			117,544	64.12
Kaszak, Nancy	D	26,115	38.38				
Romero, Ray	D	8,001	11.76				
Caballero, Larry	W(D)	20	.03				
<i>Total Party Votes:</i>		<b>68,043</b>					
Flanagan, Michael Patrick	R	11,789	69.24			65,768	35.87
Prignano, Charles M.	R	3,124	18.35				
Hornowski, Chester R.	R	1,441	8.46				
Zenkich, Elias	R	672	3.95				
<i>Total Party Votes:</i>		<b>17,026</b>					
Caballero, Larry	W					14	.01
<i>Total District Votes:</i>		<b>85,069</b>				<b>183,326</b>	

\* Somer and Mendoza withdrew after the primary election.

ELECTION TYPE:		PRIMARY		RUNOFF		GENERAL	
CANDIDATE NAME	PARTY	# OF VOTES	%	# OF VOTES	%	# OF VOTES	%
<b>ILLINOIS (Continued)</b>		<i>March 19th</i>		<i>November 5th</i>			
<b>DISTRICT 6</b>							
Hyde, Henry J.	R	53,720	83.63			132,401	64.29
Bailie, Bob	R	6,200	9.65				
Wheat, Robert L.	R	4,315	6.72				
	<i>Total Party Votes:</i>	<b>64,235</b>					
De La Rosa, Stephen	D	10,167	100.00			68,807	33.41
	<i>Total Party Votes:</i>	<b>10,167</b>					
Meyers, George	LBT					4,746	2.30
	<i>Total District Votes:</i>	<b>74,402</b>				<b>205,954</b>	
<b>DISTRICT 7</b>							
Davis, Danny K.	D	22,188	32.61			149,568	82.59
Tillman, Dorothy J.	D	13,433	19.74				
Smith, Ed H.	D	8,215	12.07				
Steele, Bobbie L.	D	8,148	11.98				
Giles, Percy Z.	D	7,378	10.84				
Mendenhall, Samuel	D	2,753	4.05				
Sullivan, Joan A.	D	2,751	4.04				
Powell, Joan	D	2,035	2.99				
Winbush, Gregory P.	D	666	.98				
Travis, Anthony	D	467	.69				
Hicks, Cynthia	W(D)	6	.01				
	<i>Total Party Votes:</i>	<b>68,040</b>					
Borow, Randy	R	4,489	62.91			27,241	15.04
Buckles, Richard J.	R	2,646	37.08				
Grey, John Paul	W(R)	1	.01				
	<i>Total Party Votes:</i>	<b>7,136</b>					
Stroud, Chauncey L.	I					1,944	1.07
Dixon, Toietta	LBT					1,571	.87
Winter, Charles A.	NL					771	.42
	<i>Total District Votes:</i>	<b>75,176</b>				<b>181,095</b>	
<b>DISTRICT 8</b>							
Crane, Philip M.	R	40,489	75.18			127,763	62.23
Huff, Don	R	13,364	24.82				
	<i>Total Party Votes:</i>	<b>53,853</b>					
Hull, Elizabeth Anne (Betty)	W(D)	75	100.00			74,068	36.08
	<i>Total Party Votes:</i>	<b>75</b>					
Druck, H. Daniel	LBT					3,474	1.69
	<i>Total District Votes:</i>	<b>53,928</b>				<b>205,305</b>	
<b>DISTRICT 9</b>							
Yates, Sidney R.	D	44,259	83.91			124,319	63.40
Gilhooly, Terrence R.	D	5,725	10.85				
Tillman, Seth Barrett	D	2,763	5.24				
	<i>Total Party Votes:</i>	<b>52,747</b>					
Walsh, Joseph	R	10,278	100.00			71,763	36.60
	<i>Total Party Votes:</i>	<b>10,278</b>					
	<i>Total District Votes:</i>	<b>63,025</b>				<b>196,082</b>	



ELECTION TYPE:	PRIMARY		RUNOFF		GENERAL		
CANDIDATE NAME	PARTY	# OF VOTES	%	# OF VOTES	%	# OF VOTES	%

**ILLINOIS (Continued)**

*March 19th*

*November 5th*

**DISTRICT 10**

Porter, John E.	R	33,530	68.30			145,626	69.09
Rinaolo, Richard	R	15,563	31.70				
<b>Total Party Votes:</b>		<b>49,093</b>					
Torf, Philip R.	D	14,390	100.00			65,144	30.91
<b>Total Party Votes:</b>		<b>14,390</b>					
Truskowski, Philip	W					3	.00
<b>Total District Votes:</b>		<b>63,483</b>				<b>210,773</b>	

**DISTRICT 11**

Weller, Gerald C. "Jerry"	R	33,375	100.00			109,896	51.77
<b>Total Party Votes:</b>		<b>33,375</b>					
Balanoff, Clem	D	12,568	42.29			102,388	48.23
Burkey, Franklin D.	D	9,430	31.73				
Barach, Steve M.	D	7,718	25.97				
<b>Total Party Votes:</b>		<b>29,716</b>					
<b>Total District Votes:</b>		<b>63,091</b>				<b>212,284</b>	

**DISTRICT 12**

Costello, Jerry F.	D	42,005	100.00			150,005	71.59
<b>Total Party Votes:</b>		<b>42,005</b>					
Hunter, Shapley R.	R	17,147	99.98			55,690	26.58
Camid, Brad	W(R)	3	.02				
<b>Total Party Votes:</b>		<b>17,150</b>					
Nathan, Geoffrey S.	LBT					3,824	1.82
<b>Total District Votes:</b>		<b>59,155</b>				<b>209,519</b>	

**DISTRICT 13**

Fawell, Harris W.	R	40,174	100.00			141,651	59.93
Mastrogiovanni, Mark	W(R)	2	.00				
<b>Total Party Votes:</b>		<b>40,176</b>					
Hynes, Susan W.	D	13,323	100.00			94,693	40.06
<b>Total Party Votes:</b>		<b>13,323</b>					
<b>Total District Votes:</b>		<b>53,499</b>				<b>236,344</b>	

**DISTRICT 14**

Hastert, J. Dennis	R	54,546	100.00			134,432	64.39
<b>Total Party Votes:</b>		<b>54,546</b>					
Mains, Doug	D	11,009	100.00			74,332	35.60
<b>Total Party Votes:</b>		<b>11,009</b>					
<b>Total District Votes:</b>		<b>65,555</b>				<b>208,764</b>	

**DISTRICT 15**

Ewing, Thomas W.	R	55,336	100.00			121,019	57.33
<b>Total Party Votes:</b>		<b>55,336</b>					
Prussing, Laurel Lunt	D	17,919	100.00			90,065	42.67
<b>Total Party Votes:</b>		<b>17,919</b>					
<b>Total District Votes:</b>		<b>73,255</b>				<b>211,084</b>	

**DISTRICT 16**

Manzullo, Donald A.	R	56,171	99.99			137,523	60.29
Lee, Catherine M.	W(R)	3	.00				
<b>Total Party Votes:</b>		<b>56,174</b>					
Lee, Catherine M.	D	14,418	100.00			90,575	39.71
<b>Total Party Votes:</b>		<b>14,418</b>					
Young, James S.	W					2	.00
<b>Total District Votes:</b>		<b>70,592</b>				<b>228,100</b>	

ELECTION TYPE:	PRIMARY		RUNOFF		GENERAL		
CANDIDATE NAME	PARTY	# OF VOTES	%	# OF VOTES	%	# OF VOTES	%

### ILLINOIS (Continued)

March 19th

November 5th

#### DISTRICT 17

Evans, Lane A.	D	28,821	100.00			120,008	51.91
<i>Total Party Votes:</i>		<b>28,821</b>					
Baker, Mark	R	20,446	47.87			109,240	47.25
Adams, Bill	R	10,162	23.79				
Rogers, Bret	R	7,267	17.01				
Richardson, Michael D.	R	4,838	11.33				
<i>Total Party Votes:</i>		<b>42,713</b>					
Herrmann, William J.	LBT					1,925	.83
<i>Total District Votes:</i>		<b>71,534</b>				<b>231,173</b>	

#### DISTRICT 18

LaHood, Ray	R	57,256	100.00			143,110	59.25
<i>Total Party Votes:</i>		<b>57,256</b>					
Curran, Mike	D	22,682	100.00			98,413	40.75
<i>Total Party Votes:</i>		<b>22,682</b>					
<i>Total District Votes:</i>		<b>79,938</b>				<b>241,523</b>	

#### DISTRICT 19

Poshard, Glenn	D	37,334	100.00			158,668	66.69
<i>Total Party Votes:</i>		<b>37,334</b>					
Winters, Brent	R	30,788	100.00			75,751	31.83
<i>Total Party Votes:</i>		<b>30,788</b>					
Riker, Patricia	NL					2,269	.95
Lacher, James R.	LBT					1,267	.53
<i>Total District Votes:</i>		<b>68,122</b>				<b>237,955</b>	

#### DISTRICT 20

Shimkus, John M.	R	23,218	50.87			120,926	50.26
Oblinger, Carl	R	8,786	19.25				
Owens, Bill	R	6,344	13.90				
Angel, Rick	R	4,436	9.72				
Zerkle, James K.	R	1,180	2.58				
Green, Dave	R	897	1.96				
Baikauskas, Patrick	R	778	1.70				
Camis, Brad F.	W(R)	2	.00				
<i>Total Party Votes:</i>		<b>45,641</b>					
Hoffman, Jay C.	D	33,008	84.17			119,688	49.74
Cahnman, Sam	D	6,208	15.83				
<i>Total Party Votes:</i>		<b>39,216</b>					
Down, William R.	W					4	.00
<i>Total District Votes:</i>		<b>84,857</b>				<b>240,618</b>	
<i>Total State Votes:</i>		<b>1,375,248</b>				<b>4,127,606</b>	

### INDIANA

May 7th

November 5th

#### DISTRICT 1

Visclosky, Peter J.	D	43,140	84.00			133,563	69.16
Langmesser, Daniel C.	D	8,216	16.00				
<i>Total Party Votes:</i>		<b>51,356</b>					
Petyo, Michael Edward	R	16,375	100.00			56,418	29.21
<i>Total Party Votes:</i>		<b>16,375</b>					
Crass, Michael	LBT					3,142	1.63
<i>Total District Votes:</i>		<b>67,731</b>				<b>193,123</b>	

ELECTION TYPE:	PRIMARY		RUNOFF		GENERAL		
CANDIDATE NAME	PARTY	# OF VOTES	%	# OF VOTES	%	# OF VOTES	%

**INDIANA (Continued)**

*May 7th*

*November 5th*

**DISTRICT 2**

McIntosh, David M.	R	57,915	86.01			123,113	57.83
Lunsford, Gregory "Greg"	R	9,418	13.99				
<b>Total Party Votes:</b>		<b>67,333</b>					
Carmichael, R. Marc	D	28,179	69.90			85,105	39.98
Findling, Mark A.	D	6,315	15.66				
Holland, George Thomas	D	5,821	14.44				
<b>Total Party Votes:</b>		<b>40,315</b>					
Zimmerman, Paul E.	LBT					4,665	2.19
<b>Total District Votes:</b>		<b>107,648</b>				<b>212,883</b>	

**DISTRICT 3**

Roemer, Tim	D	27,812	100.00			114,288	57.92
<b>Total Party Votes:</b>		<b>27,812</b>					
Zakas, Joe	R	11,872	29.40			80,699	40.90
Holtz, Daniel A.	R	10,727	26.56				
Burkett, Richard K. "Rich"	R	10,106	25.02				
Haygood, Brian K.	R	3,227	7.99				
Allamong, J. Bradley	R	2,829	7.00				
Noell, H. Theodore	R	1,624	4.02				
<b>Total Party Votes:</b>		<b>40,385</b>					
Taylor, Bernie	LBT					2,325	1.18
<b>Total District Votes:</b>		<b>68,197</b>				<b>197,312</b>	

**DISTRICT 4**

Souder, Mark Edward	R	44,853	81.59			121,344	58.37
Marx, Phillip D.	R	10,118	18.41				
<b>Total Party Votes:</b>		<b>54,971</b>					
Houseman, Gerald L.	D	10,616	55.41			81,740	39.32
Jackson, Gregg L.	D	5,897	30.78				
Roach, David Christopher	D	2,647	13.82				
<b>Total Party Votes:</b>		<b>19,160</b>					
Bisson, Ken	LBT					4,796	2.31
<b>Total District Votes:</b>		<b>74,131</b>				<b>207,880</b>	

**DISTRICT 5**

Buyer, Steve	R	56,852	100.00			125,191	59.30
<b>Total Party Votes:</b>		<b>56,852</b>					
Clark, Douglas L.	D	17,110	73.36			63,578	30.12
Salisbury, Hugh P.	D	6,213	26.64				
<b>Total Party Votes:</b>		<b>23,323</b>					
Lehman, Tom	LBT					22,342	10.58
<b>Total District Votes:</b>		<b>80,175</b>				<b>211,111</b>	

**DISTRICT 6**

Burton, Dan	R	77,069	100.00			193,193	74.92
<b>Total Party Votes:</b>		<b>77,069</b>					
Dillard-Trammell, Carrie Jean	D	6,470	44.24			59,661	23.14
Nelson, Kent Steven	D	5,441	37.20				
Nagarajan, Ramakishnan	D	2,715	18.56				
<b>Total Party Votes:</b>		<b>14,626</b>					
Peterson, Fred	LBT					5,003	1.94
<b>Total District Votes:</b>		<b>91,695</b>				<b>257,857</b>	

ELECTION TYPE:	PRIMARY		RUNOFF		GENERAL		
CANDIDATE NAME	PARTY	# OF VOTES	%	# OF VOTES	%	# OF VOTES	%

**INDIANA (Continued)**

*May 7th*

*November 5th*

**DISTRICT 7**

Pease, Edward A.	R	22,055	29.69			130,010	61.96
Meyers, John	R	12,487	16.81				
Thompson, Richard "Dick"	R	10,792	14.53				
Pool, Dan L.	R	8,157	10.98				
Willing, Katherine "Kathy"	R	6,724	9.05				
Ross, Peter	R	5,020	6.76				
Smith, John Lee	R	3,813	5.13				
Baldwin, Jeffrey K. "Jeff"	R	2,266	3.05				
Duncan, Anthony W. "Tony"	R	1,014	1.36				
Reynolds, Jack	R	686	.92				
Riggen, Martin K.	R	422	.57				
Gluck, Edward J. "Ed"	R	259	.35				
Timm, John W.	R	246	.33				
Stwalley, Russell H.	R	197	.26				
Roberts, Michael Ward	R	138	.18				
<i>Total Party Votes:</i>		<b>74,276</b>					
Hellmann, Robert F.	D	21,325	61.35			72,705	34.65
Thompson, William F.	D	7,750	22.30				
Riley, John William, Jr.	D	4,403	12.67				
Keuthan, Fred B. "KC"	D	1,279	3.68				
<i>Total Party Votes:</i>		<b>34,757</b>					
Bourland, Barbara	LBT					7,125	3.40
<i>Total District Votes:</i>		<b>109,033</b>				<b>209,840</b>	

**DISTRICT 8**

Hostettler, John N.	R	38,807	81.97			109,860	49.97
McCamish, Michael Allen	R	8,537	18.03				
<i>Total Party Votes:</i>		<b>47,344</b>					
Weinzapfel, Jonathan	D	19,376	40.76			106,201	48.30
McConnell, Richard L.	D	18,322	38.54				
Southwood, Noah Jay	D	2,624	5.52				
Enoch's, Franklin Delano Roosevelt	D	2,498	5.25				
Hillenburg, Samuel Wayne	D	2,197	4.62				
Smith, John Lawrence "L"	D	1,935	4.07				
Spelbring, Ralph	D	587	1.23				
<i>Total Party Votes:</i>		<b>47,539</b>					
Hager, Paul	LBT					3,803	1.73
<i>Total District Votes:</i>		<b>94,883</b>				<b>219,864</b>	

**DISTRICT 9**

Hamilton, Lee H.	D	52,737	86.24			128,123	56.48
E. Joe Finke	D	8,415	13.76				
<i>Total Party Votes:</i>		<b>61,152</b>					
Leising, Jean	R	27,740	81.00			96,442	42.51
Hall, Jesse R.	R	6,506	19.00				
<i>Total Party Votes:</i>		<b>34,246</b>					
Feeney, Diane	LBT					2,279	1.00
<i>Total District Votes:</i>		<b>95,398</b>				<b>226,844</b>	

ELECTION TYPE:	PRIMARY		RUNOFF		GENERAL		
CANDIDATE NAME	PARTY	# OF VOTES	%	# OF VOTES	%	# OF VOTES	%

### INDIANA (Continued)

May 7th

November 5th

#### DISTRICT 10

Carson, Julia M.	D	17,950	48.82		85,965	52.94
Delaney, Ann M.	D	11,310	30.76			
Adande, Jocelyn-Tandy	D	3,747	10.19			
Ajabu, Mmoja	D	1,492	4.06			
Henderson, Charles F., Sr.	D	784	2.13			
Turner, Joe L.	D	611	1.66			
Jontz, Gale P.	D	441	1.20			
Ray, F. Perry	D	227	.62			
Kern, Bobby S. Hildago	D	209	.57			
<b>Total Party Votes:</b>		<b>36,771</b>				
Blankenbaker, Virginia	R	17,837	50.59		72,796	44.83
Scott, Marvin B.	R	14,133	40.09			
Beck, Sherry M.	R	1,912	5.42			
Charter, Catherine Ann	R	1,374	3.90			
<b>Total Party Votes:</b>		<b>35,256</b>				
St. Angelo, Kurt	LBT				3,605	2.22
Glatz, Michael F.	W				7	.00
<b>Total District Votes:</b>		<b>72,027</b>			<b>162,373</b>	
<b>Total State Votes:</b>		<b>860,918</b>			<b>2,099,087</b>	

### IOWA

June 4th

November 5th

#### DISTRICT 1

Leach, Jim	R	22,041	99.36		129,242	52.84
Scattered	W(R)	142	.64			
<b>Total Party Votes:</b>		<b>22,183</b>				
Rush, Bob	D	9,348	73.77		111,595	45.62
Sandstrom, Will	D	3,273	25.83			
Scattered	W(D)	50	.39			
<b>Total Party Votes:</b>		<b>12,671</b>				
Isenhour, Thomas W.	NP				2,277	.93
Cuddehe, Michael J.	NL				1,394	.57
Scattered	W				88	.04
<b>Total District Votes:</b>		<b>34,854</b>			<b>244,596</b>	

#### DISTRICT 2

Nussle, Jim	R	24,485	99.45		127,827	53.42
Scattered	W(R)	135	.55			
<b>Total Party Votes:</b>		<b>24,620</b>				
Smith, Donna L.	D	9,476	54.91		109,731	45.86
Tyson, Miriam	D	7,758	44.96			
Scattered	W(D)	22	.13			
<b>Total Party Votes:</b>		<b>17,256</b>				
Schoeman, Albert W.	LBT-I				901	.38
Lamoureux, Peter	NL				772	.32
Scattered	W				68	.03
<b>Total District Votes:</b>		<b>41,876</b>			<b>239,299</b>	

ELECTION TYPE:	PRIMARY		RUNOFF		GENERAL		
CANDIDATE NAME	PARTY	# OF VOTES	%	# OF VOTES	%	# OF VOTES	%

**IOWA (Continued)**

*June 4th*

*November 5th*

**DISTRICT 3**

Boswell, Leonard L.	D	15,349	58.16			115,914	49.35
Krogmeier, Charles J.	D	11,008	41.71				
Scattered	W(D)	35	.13				
<b>Total Party Votes:</b>		<b>26,392</b>					
Mahaffey, Mike	R	19,486	59.41			111,895	47.64
Reed, Dan	R	8,229	25.09				
Phillips, Rick	R	5,008	15.27				
Scattered	W(R)	77	.23				
<b>Total Party Votes:</b>		<b>32,800</b>					
Marcus, Jay B.	NL					3,194	1.36
Rusk, Edward T.	WC					2,534	1.08
Kruse, Dick	LBT-I					1,261	.54
Scattered	W					77	.03
<b>Total District Votes:</b>		<b>59,192</b>				<b>234,875</b>	

**DISTRICT 4**

Ganske, Greg	R	28,713	98.67			133,419	52.01
Scattered	W(R)	386	1.33				
<b>Total Party Votes:</b>		<b>29,099</b>					
McBurney, Connie	D	17,285	57.88			119,790	46.70
Hatch, Jack	D	12,527	41.95				
Scattered	W(D)	49	.16				
<b>Total Party Votes:</b>		<b>29,861</b>					
Badgett, Rogers	NL					1,206	.47
Olsen, Carl E.	LBT-I					1,149	.45
McBride, Richard	SWP					700	.27
Scattered	W					245	.10
<b>Total District Votes:</b>		<b>58,960</b>				<b>256,509</b>	

**DISTRICT 5**

Latham, Tom	R	30,374	99.74			147,576	65.45
Scattered	W(R)	80	.26				
<b>Total Party Votes:</b>		<b>30,454</b>					
Smith, MacDonald	D	11,225	99.56			75,785	33.61
Scattered	W(D)	50	.44				
<b>Total Party Votes:</b>		<b>11,275</b>					
Dimick, Michael C.	NL					2,038	.90
Scattered	W					80	.04
<b>Total District Votes:</b>		<b>41,729</b>				<b>225,479</b>	
<b>Total State Votes:</b>		<b>236,611</b>				<b>1,200,758</b>	

**KANSAS**

*August 6th*

*November 5th*

**DISTRICT 1**

Moran, Jerry	R	79,119	75.80			191,899	73.48
Yeager, R.W.	R	15,376	14.73				
Fisher, Bert	R	9,887	9.47				
<b>Total Party Votes:</b>		<b>104,382</b>					
Divine, John	D	28,079	100.00			63,948	24.49
<b>Total Party Votes:</b>		<b>28,079</b>					
Earnest, Bill	LBT					5,298	2.03
<b>Total District Votes:</b>		<b>132,461</b>				<b>261,145</b>	

ELECTION TYPE:	PRIMARY		RUNOFF		GENERAL		
CANDIDATE NAME	PARTY	# OF VOTES	%	# OF VOTES	%	# OF VOTES	%

**KANSAS (Continued)**

*August 6th*

*November 5th*

**DISTRICT 2**

Ryun, Jim	R	48,602	61.57			131,592	52.20
Wright, Douglas S.	R	19,410	24.59				
Henderson, Cheryl Brown	R	10,923	13.84				
<i>Total Party Votes:</i>		<b>78,935</b>					
Frieden, John	D	35,329	100.00			114,644	45.48
<i>Total Party Votes:</i>		<b>35,329</b>					
Clack, Art	LBT					5,842	2.32
<i>Total District Votes:</i>		<b>114,264</b>				<b>252,078</b>	

**DISTRICT 3**

Snowbarger, Vince	R	31,341	43.74			139,169	49.83
Eilert, Ed	R	28,453	39.71				
Schoofs, Greg J.	R	4,307	6.01				
Lyddon, Anne B.	R	3,378	4.71				
Rodewald, Richard "Rode"	R	2,721	3.80				
Rahimian, Bonnie	R	1,445	2.02				
<i>Total Party Votes:</i>		<b>71,645</b>					
Hancock, Judy	D	26,972	76.11			126,848	45.42
Conner, Preston L.	D	8,466	23.89				
<i>Total Party Votes:</i>		<b>35,438</b>					
Gardner, Randy	REF					9,495	3.40
Clack, Charles	LBT					3,752	1.34
<i>Total District Votes:</i>		<b>107,083</b>				<b>279,264</b>	

**DISTRICT 4**

Tiaht, Todd	R	54,635	100.00			128,486	50.11
<i>Total Party Votes:</i>		<b>54,635</b>					
Rathbun, Randy	D	29,250	100.00			119,544	46.62
<i>Total Party Votes:</i>		<b>29,250</b>					
Warren, Seth L.	LBT					8,361	3.26
<i>Total District Votes:</i>		<b>83,885</b>				<b>256,391</b>	
<i>Total State Votes:</i>		<b>437,693</b>				<b>1,048,878</b>	

**KENTUCKY**

*May 28th*

*November 5th*

**DISTRICT 1**

Whitfield, Edward	R	Unopposed				111,473	53.55
Null, Dennis L.	D	30,090	60.30			96,684	46.45
Morris, Ramsey	D	19,813	39.70				
<i>Total Party Votes:</i>		<b>49,903</b>					
<i>Total District Votes:</i>		<b>49,903</b>				<b>208,157</b>	

**DISTRICT 2**

Lewis, Ron	R	Unopposed				125,433	58.09
Wright, Joe	D	Unopposed				90,483	41.91
<i>Total District Votes:</i>						<b>215,916</b>	

**DISTRICT 3**

Northup, Anne Meagher	R	Unopposed				126,625	50.26
Ward, Mike	D	44,643	81.64			125,326	49.74
Abbott, Raymond	D	10,037	18.36				
<i>Total Party Votes:</i>		<b>54,680</b>					
<i>Total District Votes:</i>		<b>54,680</b>				<b>251,951</b>	

ELECTION TYPE:	PRIMARY		RUNOFF		GENERAL		
CANDIDATE NAME	PARTY	# OF VOTES	%	# OF VOTES	%	# OF VOTES	%

### KENTUCKY (Continued)

May 28th

November 5th

#### DISTRICT 4

Bunning, Jim	R	Unopposed				149,135	68.39
Bowman, Denny	D	Unopposed				68,939	31.61
<i>Total District Votes:</i>						<b>218,074</b>	

#### DISTRICT 5

Rogers, Harold "Hal"	R	Unopposed				117,842	99.99
Maynard, Steven	W					7	.00
<i>Total District Votes:</i>						<b>117,849</b>	

#### DISTRICT 6

Baesler, Scotty	D	Unopposed				125,999	55.70
Fletcher, Ernest	R	8,119	39.91			100,231	44.30
Metcalf, Mark H.	R	8,115	39.89				
Ross, Ann	R	4,110	20.20				
<i>Total Party Votes:</i>						<b>20,344</b>	
<i>Total District Votes:</i>						<b>20,344</b>	
<i>Total State Votes:</i>						<b>124,927</b>	
						<b>226,230</b>	
						<b>1,238,177</b>	

### LOUISIANA

September 21st

November 5th

Section 511 of Title 18 of the Louisiana Revised Statutes of 1950, as amended, provides that a candidate who receives a majority of votes cast for an office in a primary election is elected. When no candidate achieves a majority, the two top vote-getters, regardless of party, go on to a runoff election. This section also provides that a candidate who is unopposed in the primary is declared elected by the people and is not listed on the ballot in either the primary or general election. Following are the official vote results of the September 21, 1996, primary election where two congressional district elections were decided by candidates achieving majority votes. Also listed are the official vote results for the runoff election held on November 5, 1996, in the 5th and 7th congressional districts.

#### DISTRICT 1

Livingston, Robert L. "Bob"	R	Unopposed					
-----------------------------	---	-----------	--	--	--	--	--

#### DISTRICT 2

Jefferson, William J.	D	Unopposed					
-----------------------	---	-----------	--	--	--	--	--

#### DISTRICT 3

Tauzin, W. J. "Billy"	R	Unopposed					
-----------------------	---	-----------	--	--	--	--	--

#### DISTRICT 4

McCrery, "Jim"	R	94,822	71.38				
Chachere, Paul M.	D	38,015	28.62				
<i>Total District Votes:</i>						<b>132,837</b>	

#### DISTRICT 5

Cooksey, John	R	60,853	33.64			135,990	58.28
Thompson, Francis	D	50,144	27.72			97,363	41.72
Holloway, Clyde	R	48,226	26.66				
Caire, Michael Jordan	D	9,286	5.13				
Marshall, "Ben"	R	7,106	3.93				
Robinson, Tim	R	5,268	2.91				
<i>Total District Votes:</i>						<b>180,883</b>	
						<b>233,353</b>	

#### DISTRICT 6

Baker, Richard H.	R	117,598	69.30				
Myers, "Steve"	D	52,092	30.70				
<i>Total District Votes:</i>						<b>169,690</b>	



ELECTION TYPE:	PRIMARY		RUNOFF		GENERAL		
CANDIDATE NAME	PARTY	# OF VOTES	%	# OF VOTES	%	# OF VOTES	%

**LOUISIANA (Continued)**

*September 21st*

*November 5th*

**DISTRICT 7**

John, Chris	D	45,404	25.64			128,449	53.12
Lundy, Hunter	D	38,605	21.80			113,351	46.88
Thibodaux, David	R	38,593	21.79				
Picard, Tyron	D	25,916	14.64				
Slatten, "Jim"	R	12,467	7.04				
Buckels, "Charlie"	R	8,302	4.69				
Vidrine, Peter	R	5,071	2.86				
Schexneider, Macklin	D	2,722	1.54				

*Total District Votes: 177,080 241,800*

*Total State Votes: 660,490 475,153*

**MAINE**

*June 11th*

*November 5th*

**DISTRICT 1**

Allen, Thomas H.	D	26,182	51.62			173,745	55.30
McCormick, Dale	D	24,527	48.36				
Other	W(D)	7	.01				

*Total Party Votes: 50,716*

Longley, James B., Jr.	R	42,226	99.91			140,354	44.68
Other	W(R)	37	.09				

*Total Party Votes: 42,263*

Other	W					65	.02
<i>Total District Votes:</i>		<i>92,979</i>				<i>314,164</i>	

**DISTRICT 2**

Baldacci, John E.	D	32,232	99.93			205,439	71.92
Other	W(D)	21	.06				

*Total Party Votes: 32,253*

Young, Paul R.	R	35,748	99.95			70,856	24.81
Other	W(R)	19	.05				

*Total Party Votes: 35,767*

Saucier, Aldric	I					9,294	3.25
Other	W					47	.02

*Total District Votes: 68,020 285,636*

*Total State Votes: 160,999 599,800*

**MARYLAND**

*March 5th*

*November 5th*

**DISTRICT 1**

Gilchrest, Wayne T.	R	25,431	64.64			131,033	61.55
Anderson, Thomas E.	R	5,739	14.59				
McClanahan, Bradlyn	R	3,224	8.19				
Gawthrop, Robert	R	2,875	7.31				
Plack, James M.	R	1,521	3.86				
King, James Timothy	R	554	1.41				

*Total Party Votes: 39,344*

ELECTION TYPE:		PRIMARY		RUNOFF		GENERAL	
CANDIDATE NAME	PARTY	# OF VOTES	%	# OF VOTES	%	# OF VOTES	%
<b>MARYLAND (Continued)</b>		<i>March 5th</i>				<i>November 5th</i>	
Eastaugh, Steven R.	D	9,853	30.40			81,825	38.44
Gies, Ralph T.	D	6,048	18.66				
Maloney, Michael C.	D	4,947	15.26				
Rea, John	D	4,682	14.44				
Centofante, Nancy	D	2,816	8.69				
Graham, Janice Lynn	D	2,691	8.30				
Brown, James	D	1,377	4.25				
		<i>Total Party Votes:</i>	<i>32,414</i>				
Herson, Gail	W					18	.01
		<i>Total District Votes:</i>	<i>71,758</i>			<i>212,876</i>	
<hr/>							
<b>DISTRICT 2</b>							
Ehrlich, Robert L., Jr.	R	29,983	83.22			143,075	61.82
Thurston, Josef	R	3,764	10.45				
Boyd, Walter	R	1,570	4.36				
Mirabile, Russell	R	711	1.97				
		<i>Total Party Votes:</i>	<i>36,028</i>				
Dejuliis, Connie Galiazzo	D	22,436	63.70			88,344	38.17
Bish, Joseph John, Jr.	D	7,561	21.47				
Boardman, Christopher C.	D	1,847	5.24				
Young, James A.	D	1,708	4.85				
Muirhead, Gilbert Peter	D	953	2.70				
Kokkonen, Kauko H.	D	716	2.03				
		<i>Total Party Votes:</i>	<i>35,221</i>				
		<i>Total District Votes:</i>	<i>71,249</i>			<i>231,419</i>	
<hr/>							
<b>DISTRICT 3</b>							
Cardin, Benjamin L.	D	34,496	90.26			130,204	67.31
Hiegel, Dan	D	3,720	9.73				
		<i>Total Party Votes:</i>	<i>38,216</i>				
McDonough, Patrick L.	R	12,115	70.32			63,229	32.69
Myers, Carroll	R	3,979	23.10				
Cilipote, Joseph	R	1,134	6.58				
		<i>Total Party Votes:</i>	<i>17,228</i>				
		<i>Total District Votes:</i>	<i>55,444</i>			<i>193,433</i>	
<hr/>							
<b>DISTRICT 4</b>							
Wynn, Albert R.	D	22,270	84.63			142,094	85.19
Turner, Maria	D	4,044	15.37				
		<i>Total Party Votes:</i>	<i>26,314</i>				
Kimble, John B.	R	3,871	51.47			24,700	14.81
Madarang, Cesar	R	3,650	48.53				
		<i>Total Party Votes:</i>	<i>7,521</i>				
		<i>Total District Votes:</i>	<i>33,835</i>			<i>166,794</i>	
<hr/>							
<b>DISTRICT 5</b>							
Hoyer, Steny H.	D	22,598	83.84			121,288	56.92
Defibaugh, Thomas W., Sr.	D	4,356	16.16				
		<i>Total Party Votes:</i>	<i>26,954</i>				
Morgan, John S.	R	11,846	44.69			91,806	43.08
Parran, John Douglas	R	7,501	28.30				
Zarwell, Eugene Robert	R	4,834	18.24				
Inabinett, James J., Jr.	R	2,326	8.78				
		<i>Total Party Votes:</i>	<i>26,507</i>				
		<i>Total District Votes:</i>	<i>53,461</i>			<i>213,094</i>	

## ELECTION TYPE:

## PRIMARY

## RUNOFF

## GENERAL

CANDIDATE NAME	PARTY	# OF VOTES	%	# OF VOTES	%	# OF VOTES	%
----------------	-------	------------	---	------------	---	------------	---

## MARYLAND (Continued)

March 5th

November 5th

**DISTRICT 6**

Bartlett, Roscoe	R	42,704	85.23			132,853	56.83
Kubricky, John J.	R	4,183	8.35				
Parker, Fredric M.	R	3,216	6.42				
<b>Total Party Votes:</b>		<b>50,103</b>					
Crawford, Stephen	D	15,822	53.67			100,910	43.16
Osmundson, David L.	D	6,045	20.51				
Allensworth, Don	D	4,716	16.00				
Koontz, David P.	D	2,896	9.82				
<b>Total Party Votes:</b>		<b>29,479</b>					
Allensworth, Don	W					20	.01
Carmody, Kevin	W					5	.00
<b>Total District Votes:</b>		<b>79,582</b>				<b>233,788</b>	

**DISTRICT 7**

Cummings, Elijah E.	D	23,156	37.48			115,764	83.47
Reid, Frank	D	14,720	23.82				
Kelley, Dolores G.	D	5,918	9.589				
Pettit, A. Dwight	D	4,384	7.09				
Conaway, Mary W.	D	3,003	4.86				
Montague, Kenneth	D	1,899	3.07				
Reid, Medgar L.	D	1,850	2.99				
Davis, Clarence	D	1,171	1.90				
Miller, Traci	D	1,000	1.62				
Marriott, Salima Siler	D	945	1.53				
Wilson, Barney J.	D	437	.71				
Kaufman, A. Robert	D	419	.68				
Howard, Arnold W.	D	378	.61				
Ward, Joseph E.	D	341	.55				
Einstein, Mark J.	D	329	.53				
McLaughlin, Wayne C.	D	314	.51				
Cuffari, Vincent R.	D	310	.50				
Ring, Craig Glenn	D	272	.44				
McDonald, Gregory P.	D	203	.33				
Harris, Lynn Sherwood	D	143	.23				
Melcavage, E. Peter, II	D	141	.23				
Williams, Theodore M., Jr.	D	124	.20				
Stewart, Shelton	D	91	.15				
Spriggs, Anthony	D	65	.10				
Due Logue, Delores	D	63	.10				
Herndon, Ava M.	D	62	.10				
Truitt, Gregory	D	52	.08				
<b>Total Party Votes:</b>		<b>61,790</b>					
Kondner, Kenneth	R	2,587	44.53			22,929	16.53
Clark, Victor, Jr.	R	1,658	28.54				
Krehnbrink, William H.	R	961	16.54				
Cornish, Monroe	R	342	5.89				
Gumbs, Robert C.	R	261	4.49				
Farley, Barry Patrick	W					2	.00
<b>Total Party Votes:</b>		<b>5,809</b>					
<b>Total District Votes:</b>		<b>67,599</b>				<b>138,695</b>	

ELECTION TYPE:	PRIMARY		RUNOFF		GENERAL		
CANDIDATE NAME	PARTY	# OF VOTES	%	# OF VOTES	%	# OF VOTES	%

**MARYLAND (Continued)**

*March 5th*

*November 5th*

**DISTRICT 8**

Morella, Constance A.	R	28,818	65.30		152,538	61.22
Ciliberti, Barrie S.	R	11,845	26.84			
Webb, John C., Jr.	R	2,770	6.28			
Columba, Luis F.	R	698	1.58			
<i>Total Party Votes:</i>		<b>44,131</b>				
Mooers, Donald	D	13,316	34.75		96,229	38.62
Ketterer, Dennis	D	10,153	26.49			
Meyer, Charlotte M.	D	3,682	9.61			
Young, Lih Y.	D	2,874	7.50			
Garrity, John J., Jr.	D	2,157	5.63			
English, George Thomas, Jr.	D	1,947	5.08			
Davis, Mignon Bush	D	1,623	4.24			
Shur, Ralph K.	D	1,339	3.49			
Ibanez, Michael	D	1,231	3.21			
<i>Total Party Votes:</i>		<b>38,322</b>				
Robson, Barbara Ann	W				281	.11
Young, Lih Y.	W				57	.02
Creager, Robert	W				41	.02
<i>Total District Votes:</i>		<b>82,453</b>			<b>249,146</b>	
<i>Total State Votes:</i>		<b>515,381</b>			<b>1,639,245</b>	

**MASSACHUSETTS**

*September 17th*

*November 5th*

**DISTRICT 1**

Olver, John W.	D	19,088	99.58		129,232	52.72
All Others	W(D)	81	.42			
<i>Total Party Votes:</i>		<b>19,169</b>				
Swift, Jane Maria	R	6,649	99.19		115,801	47.24
All Others	W(R)	54	.80			
<i>Total Party Votes:</i>		<b>6,703</b>				
All Others	W				78	.03
<i>Total District Votes:</i>		<b>25,872</b>			<b>245,111</b>	

**DISTRICT 2**

Neal, Richard E.	D	11,048	99.00		162,995	71.67
All Others	W(D)	111	.99			
<i>Total Party Votes:</i>		<b>11,159</b>				
Steele, Mark	R	3,044	98.83		49,885	21.94
All Others	W(R)	36	1.17			
<i>Total Party Votes:</i>		<b>3,080</b>				
Andrichak, Scott	I				9,181	4.04
Kaynor, Richard	NL				5,124	2.25
All Others	W				226	.10
<i>Total District Votes:</i>		<b>14,239</b>			<b>227,411</b>	

**DISTRICT 3**

McGovern, James P.	D	14,723	99.55		135,047	52.94
All Others	W(D)	66	.45			
<i>Total Party Votes:</i>		<b>14,789</b>				
Blute, Peter	R	4,910	99.59		115,695	45.35
All Others	W(R)	20	.40			
<i>Total Party Votes:</i>		<b>4,930</b>				
Friedgen, Dale E.	NL				3,363	1.32
All Others	W				997	.39
<i>Total District Votes:</i>		<b>19,719</b>			<b>255,102</b>	

ELECTION TYPE:	PRIMARY		RUNOFF		GENERAL		
CANDIDATE NAME	PARTY	# OF VOTES	%	# OF VOTES	%	# OF VOTES	%

**MASSACHUSETTS (Continued)**

*September 17th*

*November 5th*

**DISTRICT 4**

Frank, Barney	D	19,925	99.67			183,854	71.64
All Others	W(D)	65	.32				
<b>Total Party Votes:</b>		<b>19,990</b>					
Raymond, Jonathan P.	R	3,823	52.33			72,707	28.33
Carbone, Guy A.	R	3,471	47.52				
All Others	W(R)	11	.15				
<b>Total Party Votes:</b>		<b>7,305</b>					
All Others	W					92	.04
<b>Total District Votes:</b>		<b>27,295</b>				<b>256,653</b>	

**DISTRICT 5**

Meehan, Martin T.	D	23,405	84.86			183,457	99.08
Raymond, Patrick M.	D	4,156	15.07				
All Others	W(D)	20	.07				
<b>Total Party Votes:</b>		<b>27,581</b>					
All Others	W(R)	290	100.00				
<b>Total Party Votes:</b>		<b>290</b>					
All Others	W					1,708	.92
<b>Total District Votes:</b>		<b>27,871</b>				<b>185,165</b>	

**DISTRICT 6**

Tierney, John F.	D	18,115	85.47			133,684	48.18
Gutta, John	D	3,044	14.36				
All Others	W(D)	36	.17				
<b>Total Party Votes:</b>		<b>21,195</b>					
Torkildsen, Peter G.	R	9,457	99.55			133,318	48.05
All Others	W(R)	43	.45				
<b>Total Party Votes:</b>		<b>9,500</b>					
McNulty, Martin J.	I					4,181	1.51
Fritz, Randal C.	C					2,549	.92
Gatchell, Benjamin A.	I					2,058	.74
Smith, Orrin	NL					1,383	.50
All Others	W					278	.10
<b>Total District Votes:</b>		<b>30,695</b>				<b>277,451</b>	

**DISTRICT 7**

Markey, Edward J.	D	24,560	99.39			177,053	69.82
All Others	W(D)	150	.61				
<b>Total Party Votes:</b>		<b>24,710</b>					
Long, Patricia H.	R	5,174	98.95			76,407	30.13
All Others	W(R)	55	1.05				
<b>Total Party Votes:</b>		<b>5,229</b>					
All Others	W					110	.04
<b>Total District Votes:</b>		<b>29,939</b>				<b>253,570</b>	

**DISTRICT 8**

Kennedy, Joseph P., II	D	26,233	99.36			147,246	84.26
All Others	W(D)	170	.64				
<b>Total Party Votes:</b>		<b>26,403</b>					
Hyde, R. Philip	R	1,692	98.83			27,315	15.63
All Others	W(R)	20	1.17				
<b>Total Party Votes:</b>		<b>1,712</b>					
All Others	W					191	.11
<b>Total District Votes:</b>		<b>28,115</b>				<b>174,752</b>	

ELECTION TYPE:	PRIMARY		RUNOFF		GENERAL		
CANDIDATE NAME	PARTY	# OF VOTES	%	# OF VOTES	%	# OF VOTES	%

**MASSACHUSETTS (Continued)**

*September 17th*

*November 5th*

**DISTRICT 9**

Moakley, John Joseph	D	29,842	99.82			172,012	72.23
All Others	W(D)	55	.18				
<b>Total Party Votes:</b>		<b>29,897</b>					
Gryska, Paul V.	R	4,386	99.32			66,080	27.75
All Others	W(R)	30	.68				
<b>Total Party Votes:</b>		<b>4,416</b>					
All Others	W					66	.03
<b>Total District Votes:</b>		<b>34,313</b>				<b>238,158</b>	

**DISTRICT 10**

Delahunt, William D.	D	17,927	37.75			160,747	54.32
Johnston, Philip W.	D	17,808	35.50				
Bowles, Ian A.	D	10,410	21.92				
Murray, Walter S.	D	1,289	2.71				
All Others	W(D)	50	.10				
<b>Total Party Votes:</b>		<b>47,484</b>					
Teague, Edward B., III	R	13,701	67.60			123,523	41.74
Sargent, Francis W., Jr.	R	4,730	23.34				
Pappas, Steven	R	1,759	8.68				
All Others	W(R)	79	.39				
<b>Total Party Votes:</b>		<b>20,269</b>					
Laws, A. Charles	GRN					10,916	3.69
All Others	W					746	.25
<b>Total District Votes:</b>		<b>67,753</b>				<b>295,932</b>	
<b>Total State Votes:</b>		<b>305,811</b>				<b>2,409,305</b>	

**MICHIGAN**

*August 6th*

*November 5th*

**DISTRICT 1**

Stupak, Bart	D	38,476	99.86			181,486	70.67
Scattered	W(D)	52	.13				
<b>Total Party Votes:</b>		<b>38,528</b>					
Carr, Bob	R	27,372	56.15			69,957	27.24
Altobelli, Dean	R	21,311	43.71				
Scattered	W(R)	67	.14				
<b>Total Party Votes:</b>		<b>48,750</b>					
Oleniczak, Michael C.	LBT					2,830	1.10
Conway, Wendy	NL					2,465	.96
Scattered	W					53	.02
<b>Total District Votes:</b>		<b>87,278</b>				<b>256,791</b>	

**DISTRICT 2**

Hoekstra, Peter	R	55,725	99.81			165,608	65.28
Scattered	W(R)	107	.19				
<b>Total Party Votes:</b>		<b>55,832</b>					
Kruszynski, Dan	D	9,767	99.90			83,603	32.95
Scattered	W(D)	10	.10				
<b>Total Party Votes:</b>		<b>9,777</b>					
Smith, Bruce A.	LBT					3,071	1.21
Clark, Henry Ogden	NL					1,365	.54
Scattered	W					52	.02
<b>Total District Votes:</b>		<b>65,609</b>				<b>253,699</b>	

ELECTION TYPE:	PRIMARY		RUNOFF		GENERAL		
CANDIDATE NAME	PARTY	# OF VOTES	%	# OF VOTES	%	# OF VOTES	%

**MICHIGAN (Continued)**

*August 6th*

*November 5th*

**DISTRICT 3**

Ehlers, Vernon J.	R	52,213	99.78			169,466	68.60
Scattered	W(R)	116	.22				
<b>Total Party Votes:</b>		<b>52,329</b>					
Flory, Betsy J.	D	9,063	99.77			72,791	29.46
Scattered	W(D)	21	.23				
<b>Total Party Votes:</b>		<b>9,084</b>					
Haas, Erwin J.	LBT					2,994	1.21
Anderson, Eric	NL					1,739	.70
Scattered	W					53	.02
<b>Total District Votes:</b>		<b>61,413</b>				<b>247,043</b>	

**DISTRICT 4**

Camp, Dave	R	57,047	99.92			159,561	65.49
Scattered	W(R)	44	.08				
<b>Total Party Votes:</b>		<b>57,091</b>					
Donaldson, Lisa A.	D	13,226	99.76			79,691	32.71
Scattered	W(D)	32	.24				
<b>Total Party Votes:</b>		<b>13,258</b>					
Steele, Ben, III	LBT					2,410	.99
Arnold, Susan	NL					1,928	.79
Scattered	W					55	.02
<b>Total District Votes:</b>		<b>70,349</b>				<b>243,645</b>	

**DISTRICT 5**

Barcia, James A.	D	34,279	99.83			162,675	69.98
Scattered	W(D)	58	.17				
<b>Total Party Votes:</b>		<b>34,337</b>					
Sims, Lawrence H.	R	28,608	99.86			65,542	28.20
Scattered	W(R)	39	.14				
<b>Total Party Votes:</b>		<b>28,647</b>					
Owen, Mark	LBT					2,906	1.25
Ellison, Brian D.	NL					1,272	.55
Scattered	W					56	.02
<b>Total District Votes:</b>		<b>62,984</b>				<b>232,451</b>	

**DISTRICT 6**

Upton, Fred	R	41,900	99.83			146,170	67.72
Scattered	W(R)	73	.17				
<b>Total Party Votes:</b>		<b>41,973</b>					
Annen, Clarence J.	D	6,612	99.16			66,243	30.69
Scattered	W(D)	56	.84				
<b>Total Party Votes:</b>		<b>6,668</b>					
Beavers, Scott	LBT					3,370	1.56
Scattered	W					51	.02
<b>Total District Votes:</b>		<b>48,641</b>				<b>215,834</b>	

**DISTRICT 7**

Smith, Nick	R	40,019	74.63			120,227	55.01
Myers, Doug	R	13,595	25.35				
Scattered	W(R)	12	.02				
<b>Total Party Votes:</b>		<b>53,626</b>					
Tunncliff, Kim H.	D	7,273	99.94			93,725	42.89
Scattered	W(D)	4	.05				
<b>Total Party Votes:</b>		<b>7,277</b>					

ELECTION TYPE:	PRIMARY				RUNOFF		GENERAL	
CANDIDATE NAME	PARTY	# OF VOTES	%	# OF VOTES	%	# OF VOTES	%	

**MICHIGAN (Continued)**

*August 6th*

*November 5th*

Broda, Robert F., Jr.	LBT					3,090	1.41
Williamson, Scott K.	NL					1,471	.67
Scattered	W					31	.01
<b>Total District Votes:</b>		<b>60,903</b>				<b>218,544</b>	

**DISTRICT 8**

Stabenow, Debbie	D	18,690	99.99			141,086	53.76
Scattered	W(D)	2	.01				
<b>Total Party Votes:</b>		<b>18,692</b>					

Chrysler, Dick	R	31,655	99.95			115,836	44.14
Scattered	W(R)	16	.05				
<b>Total Party Votes:</b>		<b>31,671</b>					

MacDonald, Doug	LBT					3,811	1.45
Allen, Patricia Rayfield	NL					1,679	.64
Scattered	W					9	.00
<b>Total District Votes:</b>		<b>50,363</b>				<b>262,421</b>	

**DISTRICT 9**

Kildee, Dale E.	D	22,414	99.94			136,856	59.19
Scattered	W(D)	13	.06				
<b>Total Party Votes:</b>		<b>22,427</b>					

Nowak, Patrick M.	R	30,949	99.76			89,733	38.81
Scattered	W(R)	75	.24				
<b>Total Party Votes:</b>		<b>31,024</b>					

Johnson, Malcolm	LBT					3,472	1.50
Shulman, Terrence Daryl	NL					1,127	.49
Scattered	W					12	.00
<b>Total District Votes:</b>		<b>53,451</b>				<b>231,200</b>	

**DISTRICT 10**

Bonior, David E.	D	26,721	99.97			132,829	54.38
Scattered	W(D)	7	.03				
<b>Total Party Votes:</b>		<b>26,728</b>					

Heintz, Susy	R	22,101	54.36			106,444	43.57
Dinello, Gilbert J.	R	12,100	29.76				
Lobsinger, Donald J.	R	6,426	15.81				
Scattered	W(R)	26	.06				
<b>Total Party Votes:</b>		<b>40,653</b>					

Scott, Stuart E.	LBT					3,747	1.53
Litle, John D.	NL					1,253	.51
Scattered	W					8	.00
<b>Total District Votes:</b>		<b>67,381</b>				<b>244,281</b>	

**DISTRICT 11**

Knollenberg, Joe	R	55,870	99.62			169,165	61.15
Scattered	W(R)	214	.38				
<b>Total Party Votes:</b>		<b>56,084</b>					

Frumin, Morris	D	18,404	99.90			99,303	35.90
Scattered	W(D)	18	.10				
<b>Total Party Votes:</b>		<b>18,422</b>					

Gach, Dick	LBT					5,059	1.83
Goldberg, Stuart J.	NL					3,047	1.10
Scattered	W					44	.02
<b>Total District Votes:</b>		<b>74,506</b>				<b>276,618</b>	



ELECTION TYPE:	PRIMARY		RUNOFF		GENERAL		
CANDIDATE NAME	PARTY	# OF VOTES	%	# OF VOTES	%	# OF VOTES	%

**MICHIGAN (Continued)**

*August 6th*

*November 5th*

**DISTRICT 12**

Levin, Sander	D	26,092	99.93			133,436	57.40
Scattered	W(D)	18	.07				
<b>Total Party Votes:</b>		<b>26,110</b>					
Pappageorge, John	R	25,186	79.98			94,235	40.54
Wright, Kevin	R	6,295	19.99				
Scattered	W(R)	11	.03				
<b>Total Party Votes:</b>		<b>31,492</b>					
Titran, Albert J.	LBT					3,101	1.33
Petrosof, Gail	NL					1,690	.73
Scattered	W					13	.00
<b>Total District Votes:</b>		<b>57,602</b>				<b>232,475</b>	

**DISTRICT 13**

Rivers, Lynn Nancy	D	21,257	99.97			123,133	56.57
Scattered	W(D)	7	.03				
<b>Total Party Votes:</b>		<b>21,264</b>					
Fitzsimmons, Joe	R	18,488	99.92			89,907	41.31
Scattered	W(R)	14	.08				
<b>Total Party Votes:</b>		<b>18,502</b>					
Montgomery, James F.	LBT					3,114	1.43
Cutter, Jane	WW					976	.45
Hartnett, Jim	SEP					498	.23
Scattered	W					30	.01
<b>Total District Votes:</b>		<b>39,766</b>				<b>217,658</b>	

**DISTRICT 14**

Conyers, John, Jr.	D	49,072	99.97			157,722	85.86
Scattered	W(D)	15	.03				
<b>Total Party Votes:</b>		<b>49,087</b>					
Ashe, William A.	R	6,270	99.98			22,152	12.06
Scattered	W(R)	1	.02				
<b>Total Party Votes:</b>		<b>6,271</b>					
Boman, Scott	LBT					1,705	.93
Miller, Richard R.	NL					736	.40
Reid, Willie M.	NPA					717	.39
Halyard, Helen	SEP					660	.36
Scattered	W					3	.00
<b>Total District Votes:</b>		<b>55,358</b>				<b>183,695</b>	

**DISTRICT 15**

Kilpatrick, Carolyn Cheeks	D	27,140	51.59			143,683	88.36
Collins, Barbara-Rose	D	16,123	30.65				
Diggs, Douglass J.	D	3,219	6.12				
Hart, George	D	2,440	4.64				
Jenkins, Leon	D	1,454	2.76				
Dillard, Godfrey	D	1,192	2.27				
Stallings, Henry Edward, II	D	1,034	1.96				
Scattered	W(D)	1	.00				
<b>Total Party Votes:</b>		<b>52,603</b>					
Hume, Stephen	R	4,869	99.88			16,009	9.84
Scattered	W(R)	6	.12				
<b>Total Party Votes:</b>		<b>4,875</b>					

ELECTION TYPE:	PRIMARY		RUNOFF		GENERAL		
CANDIDATE NAME	PARTY	# OF VOTES	%	# OF VOTES	%	# OF VOTES	%

**MICHIGAN (Continued)**

*August 6th*

*November 5th*

Warner, Raymond H.	LBT					1,357	.83
Carey, Kevin	WW					886	.54
Smith, Gregory F.	NL					656	.40
Scattered	W					9	.00
<i>Total District Votes:</i>						<i>162,600</i>	
<hr/>							
<b>DISTRICT 16</b>							
Dingell, John D.	D	34,781	99.94			136,854	62.03
Scattered	W(D)	20	.06				
<i>Total Party Votes:</i>		<i>34,801</i>					
DeSana, James R.	R	12,829	53.06			78,723	35.68
Hoffman, Steve	R	4,606	19.05				
Larkin, Ken	R	4,445	18.38				
Morse, William	R	2,299	9.51				
Scattered	W(R)	1	.00				
<i>Total Party Votes:</i>		<i>24,180</i>					
Cain, Bruce W.	LBT					3,155	1.43
Hamze, Noha F.	NL					1,018	.46
Sole, David	WW					842	.38
Scattered	W					20	.01
<i>Total District Votes:</i>		<i>58,981</i>				<i>220,612</i>	
<i>Total State Votes:</i>		<i>972,063</i>				<i>3,699,567</i>	

**MINNESOTA**

*September 10th*

*November 5th*

<b>DISTRICT 1</b>							
Gutknecht, Gil	R	28,029	100.00			137,545	52.67
<i>Total Party Votes:</i>		<i>28,029</i>					
Rieder, Mary	DFL	21,097	100.00			123,188	47.17
<i>Total Party Votes:</i>		<i>21,097</i>					
Scattered	W					429	.16
<i>Total District Votes:</i>		<i>49,126</i>				<i>261,162</i>	
<hr/>							
<b>DISTRICT 2</b>							
Minge, David	DFL	20,065	100.00			144,083	54.92
<i>Total Party Votes:</i>		<i>20,065</i>					
Revier, Gary B.	R	23,492	100.00			107,807	41.09
<i>Total Party Votes:</i>		<i>23,492</i>					
Bentz, Stan	REF	330	100.00			10,283	3.92
<i>Total Party Votes:</i>		<i>330</i>					
Scattered	W					180	.07
<i>Total District Votes:</i>		<i>43,887</i>				<i>262,353</i>	
<hr/>							
<b>DISTRICT 3</b>							
Ramstad, Jim	R	22,416	100.00			205,845	70.10
<i>Total Party Votes:</i>		<i>22,416</i>					
Leino, Stanley J.	DFL	12,098	100.00			87,359	29.75
<i>Total Party Votes:</i>		<i>12,098</i>					
Scattered	W					417	.14
<i>Total District Votes:</i>		<i>34,514</i>				<i>293,621</i>	

ELECTION TYPE:	PRIMARY		RUNOFF		GENERAL		
CANDIDATE NAME	PARTY	# OF VOTES	%	# OF VOTES	%	# OF VOTES	%

**MINNESOTA (Continued)**

*September 10th*

*November 5th*

**DISTRICT 4**

Vento, Bruce F.	DFL	28,792	100.00			145,831	57.02
<i>Total Party Votes:</i>		<b>28,792</b>					
Newinski, Dennis	R	20,720	100.00			94,110	36.80
<i>Total Party Votes:</i>		<b>20,720</b>					
Gibbons, Richard J.	REF	483	100.00			9,323	3.64
<i>Total Party Votes:</i>		<b>483</b>					
Willkie, Phil	GRT					3,615	1.41
Vacek, Dan R.	IGR					2,696	1.05
Scattered	W					184	.07
<i>Total District Votes:</i>		<b>49,995</b>				<b>255,759</b>	

**DISTRICT 5**

Sabo, Martin Olav	DFL	30,619	100.00			158,275	64.32
<i>Total Party Votes:</i>		<b>30,619</b>					
Uldrich, Jack	R	9,035	63.20			70,115	28.49
Flynn, Chris	R	5,261	36.80				
<i>Total Party Votes:</i>		<b>14,296</b>					
Anderson, Erika	GRT					13,102	5.32
Benton, Jennifer	SWP					4,284	1.74
Scattered	W					285	.12
<i>Total District Votes:</i>		<b>44,915</b>				<b>246,061</b>	

**DISTRICT 6**

Luther, Bill	DFL	22,021	100.00			164,921	55.81
<i>Total Party Votes:</i>		<b>22,021</b>					
Jude, Tad	R	23,082	100.00			129,989	43.99
<i>Total Party Votes:</i>		<b>23,082</b>					
Scattered	W					572	.19
<i>Total District Votes:</i>		<b>45,103</b>				<b>295,482</b>	

**DISTRICT 7**

Peterson, Collin C.	DFL	21,943	100.00			170,936	67.94
<i>Total Party Votes:</i>		<b>21,943</b>					
McKigney, Darrell	R	19,706	100.00			80,132	31.85
<i>Total Party Votes:</i>		<b>19,706</b>					
Scattered	W					531	.21
<i>Total District Votes:</i>		<b>41,649</b>				<b>251,599</b>	

**DISTRICT 8**

Oberstar, James L.	DFL	50,824	100.00			185,333	67.31
<i>Total Party Votes:</i>		<b>50,824</b>					
Larson, Andy	R	20,064	100.00			69,460	25.23
<i>Total Party Votes:</i>		<b>20,064</b>					
Estes, Stan (the Man)	REF	498	100.00			16,639	6.04
<i>Total Party Votes:</i>		<b>498</b>					
Fuhol, Larry	LBT					3,688	1.34
Scattered	W					218	.08
<i>Total District Votes:</i>		<b>71,386</b>				<b>275,338</b>	
<i>Total State Votes:</i>		<b>380,575</b>				<b>2,141,375</b>	

ELECTION TYPE:	PRIMARY		RUNOFF		GENERAL		
CANDIDATE NAME	PARTY	# OF VOTES	%	# OF VOTES	%	# OF VOTES	%

## MISSISSIPPI

March 12th

April 2nd

November 5th

### DISTRICT 1

Wicker, Roger F.	R	14,096	100.00			123,724	67.62
<b>Total Party Votes:</b>		<b>14,096</b>					
Boyd, Henry, Jr.	D	6,796	46.11	4,360	54.13	55,998	30.60
Littlejohn, Talmadge D.	D	6,519	44.23	3,694	45.86		
Weathers, Rex N.	D	1,423	9.66				
<b>Total Party Votes:</b>		<b>14,738</b>		<b>8,054</b>			
Rouse, John A. (Andy)	LBT					2,281	1.25
Lundemo, Luke	NL					963	.53
<b>Total District Votes:</b>		<b>28,834</b>		<b>8,054</b>		<b>182,966</b>	

### DISTRICT 2

Thompson, Bennie G.	D	18,127	100.00			102,503	59.62
<b>Total Party Votes:</b>		<b>18,127</b>					
Covington, Danny	R	8,075	58.53			65,263	37.96
Vandevender, Ron	R	2,926	21.21				
Jefferson, Judy Kay	R	2,796	20.26				
<b>Total Party Votes:</b>		<b>13,797</b>					
Chipman, William G. (Will)	LBT					4,167	2.42
<b>Total District Votes:</b>		<b>31,924</b>				<b>171,933</b>	

### DISTRICT 3

Pickering, Charles W. "Chip," Jr.	R	15,293	26.96	23,947	56.46	115,443	61.36
Crawford, Bill	R	13,849	24.42	18,467	43.54		
Gunn, Mike	R	9,958	17.56				
Dabbs, Dutch	R	6,576	11.59				
Kirby, Dean	R	5,077	8.95				
Heard, Keith	R	2,671	4.71				
Yonge, Jim	R	1,546	2.72				
Cross, Harold	R	1,062	1.87				
Lang, Michael	R	690	1.22				
<b>Total Party Votes:</b>		<b>56,722</b>		<b>42,414</b>			
Eaves, John Arthur, Jr.	D	13,901	63.28			68,658	36.49
Smith, Robert H. "Rob"	D	6,316	28.75				
Staples, G.V. (Gary)	D	1,749	7.96				
<b>Total Party Votes:</b>		<b>21,966</b>					
Clemons, Lamen	I					2,502	1.33
Scarborough, Charles T., Jr.	LBT					1,541	.82
<b>Total District Votes:</b>		<b>78,688</b>		<b>42,414</b>		<b>188,144</b>	

### DISTRICT 4

Parker, Mike	R	24,640	100.00			112,444	61.22
<b>Total Party Votes:</b>		<b>24,640</b>					
Antoine, Kevin	D	7,783	35.84	9,069	53.84	66,836	36.39
Barrett, Margaret	D	9,615	44.28	7,776	46.16		
Fortenberry, Dennis Wayne	D	4,317	19.88				
<b>Total Party Votes:</b>		<b>21,715</b>		<b>16,845</b>			
Welch, Kenneth W.	IDP					2,262	1.23
Mahoney, Eileen	NL					1,164	.63
Fausek, William (Bill)	LBT					957	.52
<b>Total District Votes:</b>		<b>46,355</b>		<b>16,845</b>		<b>183,663</b>	

ELECTION TYPE:		PRIMARY		RUNOFF		GENERAL	
CANDIDATE NAME	PARTY	# OF VOTES	%	# OF VOTES	%	# OF VOTES	%
<b>MISSISSIPPI (Continued)</b>		<i>March 12th</i>		<i>April 2nd</i>		<i>November 5th</i>	
<b>DISTRICT 5</b>							
Taylor, Gene	D	14,249	94.30			103,415	58.28
Coate, Arlon "Blackie"	D	861	5.70				
<b>Total Party Votes:</b>		<b>15,110</b>					
Dollar, Dennis	R	17,125	78.67			71,114	40.08
Esher, Robert J. (Bob)	R	4,642	21.32				
<b>Total Party Votes:</b>		<b>21,767</b>					
Carney, Le'Roy C.	I					1,832	1.03
Rogers, Dan E.	LBT					483	.27
Gollub, Jordan N.	IDP					429	.24
Mayeux, Philip	NL					172	.10
<b>Total District Votes:</b>		<b>36,877</b>				<b>177,445</b>	
<b>Total State Votes:</b>		<b>222,678</b>		<b>67,313</b>		<b>904,151</b>	

<b>MISSOURI</b>		<i>August 6th</i>		<i>November 5th</i>			
<b>DISTRICT 1</b>							
Clay, William (Bill)	D	44,971	78.20			131,659	70.16
Cacchione, Patrick J.	D	12,537	21.80				
<b>Total Party Votes:</b>		<b>57,508</b>					
O'Sullivan, Daniel F., Jr.	R	4,167	46.46			51,857	27.63
Counts, Donald R.	R	1,870	20.85				
Billingsley, Z. Dwight	R	1,459	16.27				
Rapp, Jim	R	611	6.81				
Hasler, Alexander	R	587	6.54				
Hitt, George David	R	274	3.06				
<b>Total Party Votes:</b>		<b>8,968</b>					
Millay, Tamara	LBT	172	100.00			4,137	2.20
<b>Total Party Votes:</b>		<b>172</b>					
<b>Total District Votes:</b>		<b>66,648</b>				<b>187,653</b>	
<b>DISTRICT 2</b>							
Talent, James M.	R	29,219	100.00			165,999	61.32
<b>Total Party Votes:</b>		<b>29,219</b>					
Horn, Joan Kelly	D	18,889	67.86			100,372	37.08
Ross, John	D	4,282	15.38				
Kostecki, Mary Ann	D	1,676	6.02				
Johnson, Susan	D	1,315	4.72				
Anderson, Patrick J.	D	881	3.16				
Claspill, James L.	D	794	2.85				
<b>Total Party Votes:</b>		<b>27,837</b>					
Steuer, Anton Charles	LBT	268	100.00			2,737	1.01
<b>Total Party Votes:</b>		<b>268</b>					
Clessler, Judith	NL					1,618	.60
<b>Total District Votes:</b>		<b>57,324</b>				<b>270,726</b>	
<b>DISTRICT 3</b>							
Gephardt, Richard A.	D	45,619	75.16			137,300	58.99
Keller, Joseph C.	D	12,390	20.41				
Johnson, Leif O.	D	2,690	4.43				
<b>Total Party Votes:</b>		<b>60,699</b>					

ELECTION TYPE:	PRIMARY		RUNOFF		GENERAL		
CANDIDATE NAME	PARTY	# OF VOTES	%	# OF VOTES	%	# OF VOTES	%

**MISSOURI (Continued)**

*August 6th*

*November 5th*

Wheelehan, Deborah Lynn (Debbie)	R	4,894	24.88			90,202	38.75
Miloscia, Steve	R	4,871	24.76				
Moore, John (J.R.)	R	3,282	16.69				
Anderson, Wallace (Wally)	R	2,852	14.50				
Kelly, Peter	R	1,609	8.18				
Amelung, Roy C.	R	1,097	5.58				
Zotta, Greg	R	744	3.78				
Lehmuth, Lee	R	320	1.63				
<b>Total Party Votes:</b>		<b>19,669</b>					
Crist, Michael H.*	LBT					3,966	1.70
Burnes, Jim	LBT	331	100.00				
<b>Total Party Votes:</b>		<b>331</b>					
Keerseemaker, James E.	NL					1,287	.55
<b>Total District Votes:</b>		<b>80,699</b>				<b>232,755</b>	

\* Crist was selected by the party to be the general election nominee after Burnes withdrew from the race.

**DISTRICT 4**

Skelton, Ike	D	44,071	100.00			153,566	63.78
<b>Total Party Votes:</b>		<b>44,071</b>					
Phelps, Bill	R	20,855	55.66			81,650	33.91
Noland, James A., Jr.	R	16,614	44.34				
<b>Total Party Votes:</b>		<b>37,469</b>					
Hoag, Edwin (Ed)	LBT	238	100.00			5,573	2.31
<b>Total Party Votes:</b>		<b>238</b>					
<b>Total District Votes:</b>		<b>81,778</b>				<b>240,789</b>	

**DISTRICT 5**

McCarthy, Karen	D	30,898	100.00			144,223	67.40
<b>Total Party Votes:</b>		<b>30,898</b>					
Bennett, Penny*	R					61,803	28.88
Hutchinson, Allen	R	13,382					
<b>Total Party Votes:</b>		<b>13,382</b>					
Hertel, Kevin	LBT	203	52.18			4,110	1.92
Tolbert, Richard Charles	LBT	186	47.81				
<b>Total Party Votes:</b>		<b>389</b>					
Danaher, Tom	NL	41	100.00			3,835	1.79
<b>Total Party Votes:</b>		<b>41</b>					
<b>Total District Votes:</b>		<b>44,710</b>				<b>213,971</b>	

\* Bennett was selected by the party to be the general election nominee after Hutchinson withdrew from the race.

**DISTRICT 6**

Danner, Pat (Patsy Ann)	D	42,450	76.86			169,006	68.62
Kinnamon, Larry E., Jr.	D	12,782	23.14				
<b>Total Party Votes:</b>		<b>55,232</b>					
Bailey, Jeff	R	17,003	60.61			72,064	29.26
Roth, Charles	R	11,050	39.39				
<b>Total Party Votes:</b>		<b>28,053</b>					
Wetzel, Karl H.	LBT	253	100.00			5,212	2.12
<b>Total Party Votes:</b>		<b>253</b>					
<b>Total District Votes:</b>		<b>83,538</b>				<b>246,282</b>	

ELECTION TYPE:	PRIMARY		RUNOFF		GENERAL		
CANDIDATE NAME	PARTY	# OF VOTES	%	# OF VOTES	%	# OF VOTES	%
<b>MISSOURI (Continued)</b>		<i>August 6th</i>			<i>November 5th</i>		
<i>DISTRICT 7</i>							
Blunt, Roy	R	42,401	55.92			162,558	64.87
Nodler, Gary	R	33,426	44.08				
<i>Total Party Votes:</i>		<i>75,827</i>					
Bamberger, Ruth	D	8,794	52.54			79,306	31.65
Dailey, Wilburn L. (Wil)	D	2,227	13.31				
Cameron, Jim	D	1,807	10.80				
Brown, Michael H.	D	1,473	8.80				
Reed, Steven L.	D	1,388	8.29				
Jones, Doug E.	D	1,047	6.26				
<i>Total Party Votes:</i>		<i>16,736</i>					
Harman, Mike	LBT	283	100.00			6,543	2.61
<i>Total Party Votes:</i>		<i>283</i>					
Harris, Sharalyn	NL					2,177	.87
<i>Total District Votes:</i>		<i>92,846</i>				<i>250,584</i>	
<i>DISTRICT 8</i>							
Emerson, Jo Ann	I					112,472	50.47
Firebaugh, Emily	D	37,106	55.39			83,084	37.28
Bullock, Thad	D	16,013	23.90				
Curtis, Gene	D	13,876	20.71				
<i>Total Party Votes:</i>		<i>66,995</i>					
Kline, Richard	R	12,740	51.05			23,477	10.53
Durnell, E. Earl	R	12,217	48.95				
<i>Total Party Votes:</i>		<i>24,957</i>					
Tlapek, Greg	LBT	165				2,503	1.12
<i>Total Party Votes:</i>		<i>165</i>					
Zimmer, David R.	NL					1,318	.59
<i>Total District Votes:</i>		<i>92,117</i>				<i>222,854</i>	
<i>DISTRICT 8 - Unexpired Term</i>							
Emerson, Jo Ann	R					132,804	63.31
Firebaugh, Emily	D					71,625	34.15
Tlapek, Greg	LBT					5,326	2.54
<i>Total District Votes:</i>						<i>209,755</i>	
<i>DISTRICT 9</i>							
Hulshof, Kenny	R	19,259	50.22			123,580	49.39
Eggleston, Harry	R	19,091	49.78				
<i>Total Party Votes:</i>		<i>38,350</i>					
Volkmer, Harold L.	D	43,010	71.71			117,685	47.03
DeFranco, Anthony	D	16,964	28.28				
<i>Total Party Votes:</i>		<i>59,974</i>					
Moore, Mitchell J.	LBT	305	100.00			7,140	2.85
<i>Total Party Votes:</i>		<i>305</i>					
Rexford, Douglas	NL					1,825	.73
<i>Total District Votes:</i>		<i>98,629</i>				<i>250,230</i>	
<i>Total State Votes:</i>		<i>698,289</i>				<i>2,325,599</i>	

ELECTION TYPE:	PRIMARY		RUNOFF		GENERAL		
CANDIDATE NAME	PARTY	# OF VOTES	%	# OF VOTES	%	# OF VOTES	%

## MONTANA

June 4th

November 5th

Hill, Rick	R	48,560	43.77			211,975	52.41
MacKay, Dwight	R	39,651	35.74				
Mikkelsen, Alan	R	22,736	20.49				
<i>Total Party Votes:</i>		<b>110,947</b>					
Yellowtail, Bill	D	50,026	56.10			174,516	43.15
Waterman, Mignon	D	19,676	22.07				
Hudetz, Leo	D	10,277	11.52				
Jent, Larry	D	9,189	10.30				
<i>Total Party Votes:</i>		<b>89,168</b>					
Brooks, Jim, M.D.	NL	Unopposed				17,935	4.43
<i>Total State Votes:</i>		<b>200,115</b>				<b>404,426</b>	

## NEBRASKA

May 14th

November 5th

### DISTRICT 1

Bereuter, Doug	R	51,474	99.12			157,108	69.96
Write-In	R	459	.88				
<i>Total Party Votes:</i>		<b>51,933</b>					
Bereuter, Doug	I(R)	1,440	96.19				
Write-In	I(R)	57	3.81				
<i>Total Party Votes:</i>		<b>1,497</b>					
Combs, Patrick J.	D	24,167	82.26			67,152	29.90
Pals, Marlin	D	5,034	17.13				
Write-In	D	179	.61				
<i>Total Party Votes:</i>		<b>29,380</b>					
Combs, Patrick J.	I(D)	558	81.82				
Pals, Marlin	I(D)	111	16.28				
Write-In	I(D)	13	1.91				
<i>Total Party Votes:</i>		<b>682</b>					
Write-In	LBT	3	100.00				
<i>Total Party Votes:</i>		<b>3</b>					
Write-In	I(LBT)	12	100.00				
<i>Total Party Votes:</i>		<b>12</b>					
Scattered	W					303	.13
<i>Total District Votes:</i>		<b>83,507</b>				<b>224,563</b>	

### DISTRICT 2

Christensen, Jon	R	40,830	96.87			125,201	56.82
Write-In	R	1,319	3.13				
<i>Total Party Votes:</i>		<b>42,149</b>					
Christensen, Jon	I(R)	2,566	88.51				
Write-In	I(R)	333	11.49				
<i>Total Party Votes:</i>		<b>2,899</b>					
Davis, James Martin	D	24,169	78.64			88,447	40.14
Pritchett, Jess M.	D	6,277	20.42				
Write-In	D	288	.94				
<i>Total Party Votes:</i>		<b>30,734</b>					
Davis, James Martin	I(D)	1,054	73.55				
Pritchett, Jess M.	I(D)	360	25.12				
Write-In	I(D)	19	1.32				
<i>Total Party Votes:</i>		<b>1,433</b>					
Torrison, Phillip E.	LBT	57	91.94			1,921	.87
Write-In	LBT	5	8.06				
<i>Total Party Votes:</i>		<b>62</b>					



ELECTION TYPE:	PRIMARY		RUNOFF		GENERAL		
CANDIDATE NAME	PARTY	# OF VOTES	%	# OF VOTES	%	# OF VOTES	%

**NEBRASKA (Continued)**

*May 14th*

*November 5th*

Torrison, Phillip E.	I(LBT)	3	100.00				
<i>Total Party Votes:</i>		3					
Dunn, Patricia A.	NL					4,369	1.98
Scattered	W					386	.18
<i>Total District Votes:</i>		<b>77,280</b>				<b>220,324</b>	
<hr/>							
<b>DISTRICT 3</b>							
Barrett, Bill	R	65,012	99.66			167,758	77.39
Write-In	R	223	.34				
<i>Total Party Votes:</i>		<b>65,235</b>					
Barrett, Bill	I(R)	862	98.40				
Write-In	I(R)	14	1.60				
<i>Total Party Votes:</i>		<b>876</b>					
Webster, John*	D					48,833	22.53
Write-In	D	1,054	100.00				
<i>Total Party Votes:</i>		<b>1,054</b>					
Write-In	I(D)	14	100.00				
<i>Total Party Votes:</i>		<b>14</b>					
Write-In	LBT	5	100.00				
<i>Total Party Votes:</i>		<b>5</b>					
Write-In	I(LBT)	9	100.00				
<i>Total Party Votes:</i>		<b>9</b>					
Scattered	W					166	.08
<i>Total District Votes:</i>		<b>67,193</b>				<b>216,757</b>	
<i>Total State Votes:</i>		<b>227,980</b>				<b>661,644</b>	

\* Webster was placed on the ballot following a successful court challenge.

**NEVADA**

*September 3rd*

*November 5th*

**DISTRICT 1**

Ensign, John	R	Unopposed				86,472	50.10
Coffin, Bob	D	25,316	68.93			75,081	43.50
Gross, Robert E.	D	4,763	12.97				
Banta, Daniel D	D	4,633	12.61				
Mautner, David B.	D	2,016	5.49				
<i>Total Party Votes:</i>		<b>36,728</b>					
Gunderson, Ted	IA					4,572	2.65
Dan, James	LBT					3,341	1.94
Eidson, Richard	NL					3,127	1.81
<i>Total District Votes:</i>		<b>36,728</b>				<b>172,593</b>	

**DISTRICT 2**

Gibbons, Jim	R	33,332	42.37			162,310	58.56
Lau, Cheryl A.	R	19,243	24.46				
Cafferata, Patty	R	19,192	24.39				
Seale, Bob	R	3,129	3.98				
McMillan, Pat	R	1,465	1.86				
Schaefer, Mike	R	1,188	1.51				
Edwards, Robert J., Sr.	R	621	.79				
Milko, Hilary Michael	R	503	.64				
<i>Total Party Votes:</i>		<b>78,673</b>					

ELECTION TYPE:	PRIMARY		RUNOFF		GENERAL		
CANDIDATE NAME	PARTY	# OF VOTES	%	# OF VOTES	%	# OF VOTES	%

**NEVADA (Continued)**

*September 3rd*

*November 5th*

Wilson, Thomas "Spike"	D	32,942	61.95			97,742	35.26
Winchester, Jessi	D	11,032	20.75				
Martin, Mike	D	9,200	17.30				
<i>Total Party Votes:</i>		<i>53,174</i>					
Hansen, Dan	IA					8,780	3.17
Avery, Lois	NL					4,628	1.67
Tomburello, Louis R.	LBT					3,732	1.35
<i>Total District Votes:</i>		<i>131,847</i>				<i>277,192</i>	
<i>Total State Votes:</i>		<i>168,575</i>				<i>449,785</i>	

**NEW HAMPSHIRE**

*September 10th*

*November 5th*

**DISTRICT 1**

Sununu, John E.	R	14,768	27.82			123,939	50.03
Wieczorek, Raymond J.	R	14,152	26.66				
Heath, Jack	R	13,678	25.76				
Colantuono, "Tom"	R	5,033	9.48				
Clark, Vivian	R	2,174	4.09				
Pappas, Toni	R	2,067	3.89				
Lovejoy, George A.	R	847	1.60				
De Minico, "Joe"	R	238	.45				
Scattered	W(R)	80	.15				
Keefe, "Joe"	W(R)	55	.10				
<i>Total Party Votes:</i>		<i>53,092</i>					
Keefe, "Joe"	D	27,279	98.03			115,462	46.61
Wieczorek, Raymond J.	W(D)	162	.58				
Heath, Jack	W(D)	127	.46				
Scattered	W(D)	111	.40				
Sununu, John E.	W(D)	64	.23				
Colantuono, "Tom"	W(D)	32	.12				
Pappas, Toni	W(D)	25	.09				
Clark, Vivian	W(D)	20	.07				
Lovejoy, George A.	W(D)	6	.02				
<i>Total Party Votes:</i>		<i>27,826</i>					
Flanders, Gary A.	LBT	341	89.50			8,176	3.30
Scattered	W(LBT)	11	2.89				
Heath, Jack	W(LBT)	9	2.36				
Colantuono, "Tom"	W(LBT)	5	1.31				
Sununu, John E.	W(LBT)	5	1.31				
Wieczorek, Raymond J.	W(LBT)	5	1.31				
Pappas, Toni	W(LBT)	4	1.05				
Clark, Vivian	W(LBT)	1	.26				
<i>Total Party Votes:</i>		<i>381</i>					
Scattered	W					159	.06
<i>Total District Votes:</i>		<i>81,299</i>				<i>247,736</i>	

**DISTRICT 2**

Bass, Charles	R	30,403	66.13			123,001	50.50
Hammond, "Mike"	R	12,073	26.26				
Albert, Dana	R	1,527	3.32				
Kulak, Robert J.	R	983	2.14				
Alciere, Tom	R	546	1.19				

ELECTION TYPE:	PRIMARY		RUNOFF		GENERAL		
CANDIDATE NAME	PARTY	# OF VOTES	%	# OF VOTES	%	# OF VOTES	%

**NEW HAMPSHIRE (Continued)**

*September 10th*

*November 5th*

Arnesen, Deborah Arnie	W(R)	244	.53				
Scattered	W(R)	198	.43				
Brouse, Lawson	W(R)	1	.00				
<b>Total Party Votes:</b>		<b>45,975</b>					
Arnesen, Deborah Arnie	D	26,470	88.69			105,867	43.46
Brouse, Lawson	D	3,106	10.41				
Scattered	W(D)	107	.36				
Bass, Charles	W(D)	96	.32				
Hammond, "Mike"	W(D)	54	.18				
Albert, Dana	W(D)	11	.04				
Kulak, Robert J.	W(D)	2	.01				
<b>Total Party Votes:</b>		<b>29,846</b>					
Scattered	W(LBT)	54	55.67				
Bass, Charles	W(LBT)/LBT	26	26.80				
Hammond, "Mike"	W(LBT)	11	11.34				
Arnesen, Deborah Arnie	W(LBT)	5	5.15				
Albert, Dana	W(LBT)	1	1.03				
<b>Total Party Votes:</b>		<b>97</b>					
Lamirande, Carole	I					10,757	4.42
Kendel, Roy	IA					3,727	1.53
Scattered	W					235	.10
<b>Total District Votes:</b>		<b>75,918</b>				<b>243,587</b>	
<b>Total State Votes:</b>		<b>157,217</b>				<b>491,323</b>	

**NEW JERSEY**

*June 4th*

*November 5th*

**DISTRICT 1**

Andrews, Robert E.	D	22,414	100.00			160,415	76.12
<b>Total Party Votes:</b>		<b>22,414</b>					
Suplee, Mel#	R					44,286	21.02
Nelson, Sophia A.	R	7,967	77.70				
Harris, William Henry	R	2,286	22.30				
<b>Total Party Votes:</b>		<b>10,253</b>					
Edmondson, Michael	LBT*					2,668	1.27
Patricia A. Bily	NL*					1,873	.89
Wahner, Norman E.	CNJ*					1,493	.71
<b>Total District Votes:</b>		<b>32,667</b>				<b>210,735</b>	

# Suplee was selected by the party to be the general election nominee after Nelson withdrew from the race.

**DISTRICT 2**

Lo Biondo, Frank A.	R	22,385	100.00			133,130	60.31
<b>Total Party Votes:</b>		<b>22,385</b>					
Katz, Ruth	D	12,200	100.00			83,912	38.01
<b>Total Party Votes:</b>		<b>12,200</b>					
Headrick, David Rodger	TLL*					1,439	.65
Azaren, Judith Lee	NL*					1,174	.53
Lippi, Andrea	JPR*					1,084	.49
<b>Total District Votes:</b>		<b>34,585</b>				<b>220,739</b>	

**DISTRICT 3**

Saxton, Jim	R	18,949	100.00			157,503	64.21
<b>Total Party Votes:</b>		<b>18,949</b>					

ELECTION TYPE:		PRIMARY		RUNOFF		GENERAL	
CANDIDATE NAME	PARTY	# OF VOTES	%	# OF VOTES	%	# OF VOTES	%
<b>NEW JERSEY (Continued)</b>		<i>June 4th</i>				<i>November 5th</i>	
Leonardi, John	D	13,189	100.00			81,590	33.26
<i>Total Party Votes:</i>		<i>13,189</i>					
Presser, Janice	LBT*					3,037	1.24
James, Agnes A.	CNJ*					1,355	.55
Ashworth, Eugene B.	NL*					1,134	.46
Feduniewicz, Ken	AF*					659	.27
<i>Total District Votes:</i>		<i>32,138</i>				<i>245,278</i>	
<hr/>							
<b>DISTRICT 4</b>							
Smith, Christopher H.	R	17,080	100.00			146,404	63.62
<i>Total Party Votes:</i>		<i>17,080</i>					
Meara, Kevin John	D	14,217	100.00			77,565	33.71
<i>Total Party Votes:</i>		<i>14,217</i>					
Figuroa, Robert	LBT*					3,000	1.30
Strong, J. Morgan	CNJ*					2,034	.88
Kokans, Arnold	NL*					1,111	.48
<i>Total District Votes:</i>		<i>31,297</i>				<i>230,114</i>	
<hr/>							
<b>DISTRICT 5</b>							
Roukema, Marge	R	20,682	74.99			181,323	71.29
Matreyek, George	R	5,076	18.40				
Bacon, Roger	R	1,820	6.60				
<i>Total Party Votes:</i>		<i>27,578</i>					
Auer, Bill	D	8,227	100.00			62,956	24.75
<i>Total Party Votes:</i>		<i>8,227</i>					
La Neve, Lorraine L.	CNJ*					4,093	1.61
Karlan, Dan	LBT*					2,118	.83
Hamilton, Helen	NL*					1,678	.66
Childers, Barry	RP*					1,266	.50
Kresge, E. Gregory	USA*					899	.35
<i>Total District Votes:</i>		<i>35,805</i>				<i>254,333</i>	
<hr/>							
<b>DISTRICT 6</b>							
Pallone, Frank, Jr.	D	13,817	100.00			124,635	61.25
<i>Total Party Votes:</i>		<i>13,817</i>					
Corodemus, Steven J.	R	7,106	89.63			73,402	36.07
Zaletel, Karen Anne	R	822	10.37				
<i>Total Party Votes:</i>		<i>7,928</i>					
Quarles, Keith	LBT*					2,044	1.00
Sorrentino, Richard	CNJ*					1,509	.74
Normandin, Susan H.	NL*					1,247	.61
Trice, Stefanie C.	SWP*					641	.32
<i>Total District Votes:</i>		<i>21,745</i>				<i>203,478</i>	
<hr/>							
<b>DISTRICT 7</b>							
Franks, Bob	R	14,193	100.00			128,817	55.39
<i>Total Party Votes:</i>		<i>14,193</i>					
Lerner, Larry	D	12,760	100.00			97,283	41.83
<i>Total Party Votes:</i>		<i>12,760</i>					
De Laura, Dorothy	CNJ*					4,076	1.75
Gentile, Nicholas W.	NL*					1,693	.73
Robertson, Robert G.	SWP*					696	.30
<i>Total District Votes:</i>		<i>26,953</i>				<i>232,565</i>	
<hr/>							

ELECTION TYPE:		PRIMARY		RUNOFF		GENERAL	
CANDIDATE NAME	PARTY	# OF VOTES	%	# OF VOTES	%	# OF VOTES	%
<b>NEW JERSEY (Continued)</b>		<i>June 4th</i>		<i>November 5th</i>			
<b>DISTRICT 8</b>							
Pascrell, William J., Jr.	D	14,135	100.00			98,853	51.20
	<i>Total Party Votes:</i>	<i>14,135</i>					
Martini, Bill	R	10,543	100.00			92,604	47.68
	<i>Total Party Votes:</i>	<i>10,543</i>					
Levine, Jeffrey M.	NL*					1,621	.84
	<i>Total District Votes:</i>	<i>24,678</i>				<i>193,078</i>	
<b>DISTRICT 9</b>							
Rothman, Steven R.	D	17,016	79.47			117,646	55.77
Gordon, Robert	D	3,715	17.35				
Dow, Lynne Athay	D	680	3.18				
	<i>Total Party Votes:</i>	<i>21,411</i>					
Donovan, Kathleen A.	R	8,152	100.00			89,005	42.20
	<i>Total Party Votes:</i>	<i>8,152</i>					
Rosen, Arthur B.	NJI*					2,730	1.29
Myerson, Leon	LBT*					1,549	.73
	<i>Total District Votes:</i>	<i>29,563</i>				<i>210,930</i>	
<b>DISTRICT 10</b>							
Payne, Donald M.	D	35,002	82.39			127,126	84.16
Connors, Brian	D	4,421	10.41				
Banks, Cecil J., Esq.	D	3,062	7.21				
	<i>Total Party Votes:</i>	<i>42,485</i>					
Williams, Vanessa	R	2,483	100.00			22,086	14.62
	<i>Total Party Votes:</i>	<i>2,483</i>					
Tyler, Harley	NL*					1,192	.79
Jackson, Toni M.	SWP*					656	.43
	<i>Total District Votes:</i>	<i>44,968</i>				<i>151,060</i>	
<b>DISTRICT 11</b>							
Frelinghuysen, Rodney P.	R	27,440	100.00			169,091	66.27
	<i>Total Party Votes:</i>	<i>27,440</i>					
Evangel, Chris	D	8,421	92.56			78,742	30.86
Kucek, John L.	D	677	7.44				
	<i>Total Party Votes:</i>	<i>9,098</i>					
De Mott, Ed	CNJ*					2,870	1.12
Lett, Austin S.	LBT*					2,618	1.03
Spruiell, Victoria S.	NL*					1,837	.72
	<i>Total District Votes:</i>	<i>36,538</i>				<i>255,158</i>	
<b>DISTRICT 12</b>							
Pappas, Mike	R	11,069	38.07			135,811	50.45
Bennett, John	R	9,894	34.03				
Lance, Leonard	R	7,630	26.24				
De Agustin, Luis	R	481	1.65				
	<i>Total Party Votes:</i>	<i>29,074</i>					
Del Vecchio, David M.	D	9,157	45.11			125,594	46.65
Mayer, Carl J.	D	6,373	31.39				
Holt, Rush D.	D	4,771	23.50				
	<i>Total Party Votes:</i>	<i>20,301</i>					
Flynn, Virginia A.	LBT*					3,955	1.47
Mercurio, Joseph M.	CNJ*					2,650	.98
Cenicola, Philip G.	NL*					1,211	.45
	<i>Total District Votes:</i>	<i>49,375</i>				<i>269,221</i>	

ELECTION TYPE:	PRIMARY		RUNOFF		GENERAL		
CANDIDATE NAME	PARTY	# OF VOTES	%	# OF VOTES	%	# OF VOTES	%

**NEW JERSEY (Continued)**

*June 4th*

*November 5th*

**DISTRICT 13**

Menendez, Robert	D	34,685	92.82			115,457	78.83
Curioni, Christopher	D	2,685	7.18				
<i>Total Party Votes:</i>		<i>37,370</i>					
Munoz, Carlos E.	R	2,482	58.66			25,426	17.36
Suria, Kenneth C.	R	1,284	30.35				
Hester, Richard S., Sr	R	465	10.99				
<i>Total Party Votes:</i>		<i>4,231</i>					
Shaw, Herbert H.	PC*					2,136	1.46
Buoncristiano, Mike	LBT*					2,094	1.43
Estrada, William P.	SWP*					720	.49
Ravens, Rupert	NL*					637	.43
<i>Total District Votes:</i>		<i>41,601</i>				<i>146,470</i>	
<i>Total State Votes:</i>		<i>441,913</i>				<i>2,823,159</i>	

\* On the ballot, candidates were listed as Independents.

**NEW MEXICO**

*June 4th*

*November 5th*

**DISTRICT 1**

Schiff, Steven H.	R	26,504	100.00			109,290	56.60
<i>Total Party Votes:</i>		<i>26,504</i>					
Wertheim, John	D	27,703	100.00			71,635	37.10
<i>Total Party Votes:</i>		<i>27,703</i>					
Uhrich, John A.	GRN	478	68.68			7,694	3.98
McCall, John	GRN	218	31.32				
<i>Total Party Votes:</i>		<i>696</i>					
Turrietta-Koury, Betty	I					4,459	2.31
<i>Total District Votes:</i>		<i>54,903</i>				<i>193,078</i>	

**DISTRICT 2**

Skeen, Joe	R	17,520	70.16			95,091	55.93
Sowards, Gregory E.	R	7,450	29.84				
<i>Total Party Votes:</i>		<i>24,970</i>					
Baca, E. Shirley	D	30,880	100.00			74,915	44.07
<i>Total Party Votes:</i>		<i>30,880</i>					
<i>Total District Votes:</i>		<i>55,850</i>				<i>170,006</i>	

**DISTRICT 3**

Richardson, Bill	D	53,236	100.00			124,594	67.25
<i>Total Party Votes:</i>		<i>53,236</i>					
Redmond, Bill	R	16,248	99.12			56,580	30.54
Lynch, Padraig "Paddy"	W(R)	145	.88				
<i>Total Party Votes:</i>		<i>16,393</i>					
Nagel, Ed D.	LBT					4,097	2.21
<i>Total District Votes:</i>		<i>69,629</i>				<i>185,271</i>	
<i>Total State Votes:</i>		<i>180,382</i>				<i>548,355</i>	

ELECTION TYPE:	PRIMARY				RUNOFF		GENERAL	
CANDIDATE NAME	PARTY	# OF VOTES	%	# OF VOTES	%	# OF VOTES	%	

## NEW YORK

*September 10th*

*November 5th*

### DISTRICT 1

Forbes, Michael P.				Combined Parties:		116,620	54.72
Forbes, Michael P.	R	Unopposed				[90,001]	
Forbes, Michael P.	C	Unopposed				[11,962]	
Forbes, Michael P.	IDP	Unopposed				[6,599]	
Forbes, Michael P.	RTL	Unopposed				[8,058]	
Bredes, Nora L.				Combined Parties:		96,496	45.28
Bredes, Nora L.	D	Unopposed				[93,816]	
Bredes, Nora L.	SAV					[2,680]	
<b>Total District Votes:</b>						<b>213,116</b>	

### DISTRICT 2

Lazio, Rick A.				Combined Parties:		112,135	64.23
Lazio, Rick A.	R	Unopposed				[97,105]	
Lazio, Rick A.	C	Unopposed				[15,030]	
Herman, Kenneth J.				Combined Parties:		57,953	33.19
Herman, Kenneth J.	D	Unopposed				[53,055]	
Herman, Kenneth J.	IDP	Unopposed				[4,898]	
Ross, Alice Cort	RTL	Unopposed				4,506	2.58
<b>Total District Votes:</b>						<b>174,594</b>	

### DISTRICT 3

King, Peter T.				Combined Parties:		127,972	55.30
King, Peter T.	R	7,345	88.24			[111,310]	
Previdi, Robert	R	979	11.76				
<b>Total Party Votes:</b>						<b>8,324</b>	
King, Peter T.	C	Unopposed				[15,254]	
King, Peter T.	FRE	Unopposed				[1,408]	
LaMagna, Dal A.				Combined Parties:		97,518	42.14
LaMagna, Dal A.	D	Unopposed				[93,145]	
LaMagna, Dal A.	IDP					[4,373]	
O'Shea, John J.	RTL	Unopposed				4,129	1.78
De Prima, John A.	L	Unopposed				1,807	.78
<b>Total District Votes:</b>						<b>231,426</b>	

### DISTRICT 4

McCarthy, Carolyn				Combined Parties:		127,060	57.49
McCarthy, Carolyn	D	Unopposed				[119,946]	
McCarthy, Carolyn	IDP	Unopposed				[7,114]	
Frisa, Daniel				Combined Parties:		89,542	40.51
Frisa, Daniel	R	Unopposed				[78,004]	
Frisa, Daniel	C	Unopposed				[10,522]	
Frisa, Daniel	FRE	Unopposed				[1,016]	
Garbitelli, Vincent P.	RTL	Unopposed				3,252	1.47
Berkowitz, Robert S.	L	Unopposed				1,162	.52
<b>Total District Votes:</b>						<b>221,016</b>	

### DISTRICT 5

Ackerman, Gary L.				Combined Parties:		125,918	63.66
Ackerman, Gary L.	D	Unopposed				[116,005]	
Ackerman, Gary L.	IDP	Unopposed				[5,633]	
Ackerman, Gary L.	L	Unopposed				[4,280]	

ELECTION TYPE:	PRIMARY		RUNOFF		GENERAL		
CANDIDATE NAME	PARTY	# OF VOTES	%	# OF VOTES	%	# OF VOTES	%

**NEW YORK (Continued)**

*September 10th*

*November 5th*

Lally, Grant M.				Combined Parties:	69,244	35.01
Lally, Grant M.	R	Unopposed			[59,394]	
Lally, Grant M.	C	Unopposed			[8,951]	
Lally, Grant M.	FRE	Unopposed			[899]	
Duff, Andrew J.	RTL	Unopposed			2,623	1.33
<i>Total District Votes:</i>					<i>197,785</i>	

**DISTRICT 6**

Flake, Floyd H.	D	Unopposed		Combined Parties:	102,799	84.85
Misir, Jorawar					18,348	15.14
Misir, Jorawar	R	Unopposed			[13,986]	
Misir, Jorawar	C	Unopposed			[2,267]	
Misir, Jorawar	IDP	Unopposed			[1,467]	
Misir, Jorawar	FRE	Unopposed			[628]	
<i>Total District Votes:</i>					<i>121,147</i>	

**DISTRICT 7**

Manton, Thomas J.	D	Unopposed		Combined Parties:	78,848	71.07
Birtley, Rose					32,092	28.93
Birtley, Rose	R	Unopposed			[24,826]	
Birtley, Rose	C	Unopposed			[4,542]	
Birtley, Rose	IDP	Unopposed			[2,724]	
<i>Total District Votes:</i>					<i>110,940</i>	

**DISTRICT 8**

Nadler, Jerrold L.				Combined Parties:	131,943	82.28
Nadler, Jerrold L.	D	28,466	83.63		[123,809]	
Steel, Brian W.	D	3,903	11.47			
Sperling, Matthew W.	D	1,668	4.90			
<i>Total Party Votes:</i>					<i>34,037</i>	
Nadler, Jerrold L.	L	Unopposed		Combined Parties:	[8,134]	
Benjamin, Michael					26,028	16.23
Benjamin, Michael	R	Unopposed			[25,005]	
Benjamin, Michael	FRE	Unopposed			[1,023]	
Benjamin, Michael	WTP					
Galip, George A., Jr.*	C				2,381	1.48
Byrnes, Margaret V.	C	Unopposed				
<i>Total District Votes:</i>					<i>34,037</i>	

\* Galip was selected by the party to be the general election nominee after Byrnes withdrew from the race.

**DISTRICT 9**

Schumer, Charles E.				Combined Parties:	107,107	74.79
Schumer, Charles E.	D	Unopposed			[102,556]	
Schumer, Charles E.	L	Unopposed			[4,551]	
Verga, Robert J.				Combined Parties:	30,488	21.29
Verga, Robert J.	R	Unopposed			[27,829]	
Verga, Robert J.	IDP	Unopposed			[1,899]	
Verga, Robert J.	FRE	Unopposed			[760]	
Mossa, Michael	C	Unopposed			5,618	3.92
<i>Total District Votes:</i>					<i>143,213</i>	



ELECTION TYPE:	PRIMARY		RUNOFF		GENERAL		
CANDIDATE NAME	PARTY	# OF VOTES	%	# OF VOTES	%	# OF VOTES	%

**NEW YORK (Continued)**

*September 10th*

*November 5th*

**DISTRICT 10**

Towns, Edolphus				Combined Parties:	99,889	91.27
Towns, Edolphus	D	Unopposed		[97,125]		
Towns, Edolphus	L	Unopposed		[2,764]		
Smith-Parker, Amelia				Combined Parties:	8,660	7.91
Smith-Parker, Amelia	R	Unopposed		[6,827]		
Smith-Parker, Amelia	C	Unopposed		[1,104]		
Smith-Parker, Amelia	FRE	Unopposed		[729]		
Hill, Julian M., Jr.	RTL	Unopposed		893		.82
<b>Total District Votes:</b>					<b>109,442</b>	

**DISTRICT 11**

Owens, Major R.				Combined Parties:	89,905	91.95
Owens, Major R.	D	Unopposed		[87,559]		
Owens, Major R.	L	Unopposed		[2,346]		
Hayle, Claudette				Combined Parties:	7,866	8.04
Hayle, Claudette	R	Unopposed		[5,369]		
Hayle, Claudette	C	Unopposed		[1,123]		
Hayle, Claudette	IDP	Unopposed		[832]		
Hayle, Claudette	FRE	Unopposed		[542]		
Hayle, Claudette	RTL	Unopposed				
<b>Total District Votes:</b>					<b>97,771</b>	

**DISTRICT 12**

Velazquez, Nydia M.				Combined Parties:	61,913	84.61
Velazquez, Nydia M.	D	Unopposed		[58,947]		
Velazquez, Nydia M.	L	Unopposed		[2,966]		
Prado, Miguel I.				Combined Parties:	9,978	13.64
Prado, Miguel I.	R	Unopposed		[7,824]		
Prado, Miguel I.	C	Unopposed		[1,303]		
Prado, Miguel I.	RTL	Unopposed		[851]		
Garcia, Eleanor	SWP			1,283		1.75
<b>Total District Votes:</b>					<b>73,174</b>	

**DISTRICT 13**

Molinari, Susan				Combined Parties:	94,660	61.56
Molinari, Susan	R	Unopposed		[74,836]		
Molinari, Susan	C	Unopposed		[14,619]		
Molinari, Susan	FRE	Unopposed		[5,205]		
Butler, Tyrone G.				Combined Parties:	53,376	34.71
Butler, Tyrone G.	D	4,400	70.01	[51,448]		
Wacker, Hal	D	1,885	29.99			
<b>Total Party Votes:</b>					<b>6,285</b>	
Butler, Tyrone G.	L	Unopposed		[1,928]		
Marciano, Kathleen	RTL	Unopposed		3,396		2.21
Lerman, Anita	IDP			2,337		1.52
<b>Total District Votes:</b>					<b>153,769</b>	

**DISTRICT 14**

Maloney, Carolyn B.				Combined Parties:	130,175	72.42
Maloney, Carolyn B.	D	Unopposed		[122,504]		
Maloney, Carolyn B.	L	Unopposed		[7,671]		
Livingston, Jeffrey E.	R	Unopposed		42,641		23.72

ELECTION TYPE:	PRIMARY		RUNOFF		GENERAL		
CANDIDATE NAME	PARTY	# OF VOTES	%	# OF VOTES	%	# OF VOTES	%

**NEW YORK (Continued)**

*September 10th*

*November 5th*

Leighton, Thomas K.				Combined Parties:	3,512	1.95
Leighton, Thomas K.	GRN				[2,029]	
Leighton, Thomas K.	IDP	70	53.44		[1,483]	
Livingston, Jeffrey E.	IDP	38	29.01			
Zumbluskas, Michael	IDP	23	17.56			
<i>Total Party Votes:</i>		<i>131</i>				
Lavezzo, Joseph A.	C	Unopposed			2,188	1.22
Cornett, Delco L.	RTL	Unopposed			1,221	.68
<i>Total District Votes:</i>		<i>131</i>			<i>179,737</i>	

**DISTRICT 15**

Rangel, Charles B.				Combined Parties:	113,898	91.31
Rangel, Charles B.	D	Unopposed			[108,680]	
Rangel, Charles B.	L	Unopposed			[5,218]	
Adams, Edward R.	R	Unopposed			5,951	4.77
Vargas, Ruben Dario				Combined Parties:	3,896	3.12
Vargas, Ruben Dario	C	Unopposed			[2,133]	
Vargas, Ruben Dario	IDP	Unopposed			[1,763]	
Suero, Jose	RTL	Unopposed			989	.79
<i>Total District Votes:</i>					<i>124,734</i>	

**DISTRICT 16**

Serrano, Jose E.				Combined Parties:	95,568	96.31
Serrano, Jose E.	D	Unopposed			[86,971]	
Serrano, Jose E.	L	Unopposed			[8,597]	
Torres, Rodney	R	Unopposed			2,878	2.90
Camp, Owen	C	Unopposed			787	.79
<i>Total District Votes:</i>					<i>99,233</i>	

**DISTRICT 17**

Engel, Eliot L.				Combined Parties:	101,287	84.98
Engel, Eliot L.	D	14,366	76.90		[97,891]	
Moreira-Brown, Herhert	D	4,314	23.09			
<i>Total Party Votes:</i>		<i>18,680</i>				
Engel, Eliot L.	L	Unopposed			[3,396]	
McCarthy, Denis				Combined Parties:	15,892	13.33
McCarthy, Denis	R	Unopposed			[11,488]	
McCarthy, Denis	C	Unopposed			[2,448]	
McCarthy, Denis	RTL	Unopposed			[1,956]	
Coleman, Dennis	IDP	25	58.14		2,008	1.68
McCarthy, Denis	IDP	18	41.86			
<i>Total Party Votes:</i>		<i>43</i>				
<i>Total District Votes:</i>		<i>18,723</i>			<i>119,187</i>	

**DISTRICT 18**

Lowey, Nita M.	D	Unopposed			118,194	63.64
Katsorhis, Kerry J.				Combined Parties:	59,487	32.03
Katsorhis, Kerry J.	R	Unopposed			[51,656]	
Katsorhis, Kerry J.	C	Unopposed			[7,831]	
Ferrara, Concetta M.	IDP	Unopposed			4,283	2.31
O'Grady, Florence T.	RTL	Unopposed			3,758	2.02
<i>Total District Votes:</i>					<i>185,722</i>	

ELECTION TYPE:	PRIMARY		RUNOFF		GENERAL		
CANDIDATE NAME	PARTY	# OF VOTES	%	# OF VOTES	%	# OF VOTES	%

**NEW YORK (Continued)**

*September 10th*

*November 5th*

**DISTRICT 19**

Kelly, Sue W.				Combined Parties:	102,142	46.30
Kelly, Sue W.	R	11,693	52.82		[98,705]	
Dio Guardi, Joseph J.	R	9,245	41.76			
Russell, Jim	R	1,198	5.41			
<b>Total Party Votes:</b>		<b>22,136</b>				
Kelly, Sue W.	FRE	Unopposed			[3,437]	
Klein, Richard S.				Combined Parties:	86,926	39.40
Klein, Richard S.	D	Unopposed			[83,975]	
Klein, Richard S.	L	Unopposed			[2,951]	
Dio Guardi, Joseph J.				Combined Parties:	27,424	12.43
Dio Guardi, Joseph J.	C	Unopposed			[19,952]	
Dio Guardi, Joseph J.	RTL	Unopposed			[7,472]	
Haase, William E.	IDP	Unopposed			4,104	1.86
<b>Total District Votes:</b>		<b>22,136</b>			<b>220,596</b>	

**DISTRICT 20**

Gilman, Benjamin A.	R	Unopposed			122,479	57.07
Aggarwal, Yash P.				Combined Parties:	80,761	37.63
Aggarwal, Yash P.	D	5,308	64.80		[77,756]	
Goodman, Ira W.	D	2,883	35.20			
<b>Total Party Votes:</b>		<b>8,191</b>				
Aggarwal, Yash P.	L	Unopposed			[3,005]	
Garrison, Robert F.	RTL	Unopposed			6,356	2.96
Goodman, Ira W.	IDP	Unopposed			5,016	2.34
<b>Total District Votes:</b>		<b>8,191</b>			<b>214,612</b>	

**DISTRICT 21**

McNulty, Michael R.				Combined Parties:	158,491	66.10
McNulty, Michael R.	D	23,842			[136,964]	
Wasserman, Lee H.	D	17,957				
<b>Total Party Votes:</b>		<b>41,799</b>				
McNulty, Michael R.	C	Unopposed			[13,463]	
McNulty, Michael R.	IDP	Unopposed			[8,064]	
Norman, Nancy				Combined Parties:	64,471	26.89
Norman, Nancy	R	Unopposed			[62,630]	
Norman, Nancy	FRE	Unopposed			[1,841]	
Wasserman, Lee H.	L	Unopposed			16,794	7.00
<b>Total District Votes:</b>		<b>41,799</b>			<b>239,756</b>	

**DISTRICT 22**

Solomon, Gerald B.H.				Combined Parties:	144,125	60.48
Solomon, Gerald B.H.	R	Unopposed			[119,467]	
Solomon, Gerald B.H.	C	Unopposed			[15,728]	
Solomon, Gerald B.H.	FRE	Unopposed			[6,573]	
Solomon, Gerald B.H.	RTL	Unopposed			[2,357]	
James, Steve	D	Unopposed			94,192	39.52
<b>Total District Votes:</b>					<b>238,317</b>	

**DISTRICT 23**

Boehlert, Sherwood L.				Combined Parties:	124,626	64.34
Boehlert, Sherwood L.	R	15,115	65.30		[118,653]	
Giroux, Francis A.	R	5,824	25.16			
Tapley, William	R	2,206	9.53			
<b>Total Party Votes:</b>		<b>23,145</b>				

ELECTION TYPE:	PRIMARY		RUNOFF		GENERAL		
CANDIDATE NAME	PARTY	# OF VOTES	%	# OF VOTES	%	# OF VOTES	%

**NEW YORK (Continued)**

*September 10th*

*November 5th*

Boehlert, Sherwood L.	FRE	Unopposed				[5,973]	
Hapanowicz, Bruce W.	D	Unopposed				50,436	26.04
Loughlin, Thomas E., Jr.	IDP	Unopposed				10,835	5.59
Tapley, William	RTL	Unopposed				7,790	4.02
<i>Total District Votes:</i>						<b>193,687</b>	

**DISTRICT 24**

McHugh, John M.					Combined Parties:	124,240	71.12
McHugh, John M.	R	Unopposed				[108,777]	
McHugh, John M.	C	Unopposed				[15,463]	
Ravenscroft, Donald	D	Unopposed				43,692	25.01
Beaumont, William H.	IDP	Unopposed				6,750	3.86
<i>Total District Votes:</i>						<b>174,682</b>	

**DISTRICT 25**

Walsh, James T.					Combined Parties:	126,691	55.11
Walsh, James T.	R	Unopposed				[106,327]	
Walsh, James T.	C	Unopposed				[11,733]	
Walsh, James T.	IDP	Unopposed				[7,283]	
Walsh, James T.	FRE	Unopposed				[1,348]	
Mack, Marty	D	Unopposed				103,199	44.89
<i>Total District Votes:</i>						<b>229,890</b>	

**DISTRICT 26**

Hinchey, Maurice D.					Combined Parties:	122,850	55.21
Hinchey, Maurice D.	D	Unopposed				[117,097]	
Hinchey, Maurice D.	L	Unopposed				[5,753]	
Wittig, Sue					Combined Parties:	94,125	42.30
Wittig, Sue	R	12,342	76.11			[78,946]	
Drazen, Douglas Walter	R	3,873	23.88				
<i>Total Party Votes:</i>						<b>16,215</b>	
Wittig, Sue	C	Unopposed				[9,569]	
Wittig, Sue	FRE	Unopposed				[1,189]	
Wittig, Sue	RTL	Unopposed				[4,421]	
Drazen, Douglas Walter	IDP	Unopposed				5,531	2.48
<i>Total District Votes:</i>						<b>222,506</b>	

**DISTRICT 27**

Paxon, Bill					Combined Parties:	142,568	59.88
Paxon, Bill	R	Unopposed				[117,818]	
Paxon, Bill	C	Unopposed				[16,103]	
Paxon, Bill	FRE	Unopposed				[1,826]	
Paxon, Bill	RTL	Unopposed				[6,821]	
Fricano, Thomas M.					Combined Parties:	95,503	40.12
Fricano, Thomas M.	D	Unopposed				[91,679]	
Fricano, Thomas M.	SAV					[3,824]	
<i>Total District Votes:</i>						<b>238,071</b>	

**DISTRICT 28**

Slaughter, Louise M.	D	Unopposed				133,084	57.25
Rosenberger, Geoff H.					Combined Parties:	99,366	42.75
Rosenberger, Geoff H.	R	Unopposed				[85,038]	
Rosenberger, Geoff H.	C	Unopposed				[12,784]	
Rosenberger, Geoff H.	FRE	Unopposed				[1,544]	
<i>Total District Votes:</i>						<b>232,450</b>	

ELECTION TYPE:	PRIMARY		RUNOFF		GENERAL		
CANDIDATE NAME	PARTY	# OF VOTES	%	# OF VOTES	%	# OF VOTES	%

**NEW YORK (Continued)**

*September 10th*

*November 5th*

**DISTRICT 29**

La Falce, John J.				Combined Parties:	132,317	61.99
La Falce, John J.	D	Unopposed			[126,210]	
La Falce, John J.	L	Unopposed			[6,107]	
Callard, David B.				Combined Parties:	81,135	38.01
Callard, David B.	R	Unopposed			[66,438]	
Callard, David B.	C	Unopposed			[8,822]	
Callard, David B.	FRE	Unopposed			[1,044]	
Callard, David B.	RTL	Unopposed			[4,831]	
<b>Total District Votes:</b>					<b>213,452</b>	

**DISTRICT 30**

Quinn, Jack				Combined Parties:	121,369	54.82
Quinn, Jack	R	Unopposed			[97,320]	
Quinn, Jack	C	Unopposed			[12,315]	
Quinn, Jack	FRE	Unopposed			[2,125]	
Quinn, Jack	IDP	Unopposed			[9,609]	
Pordum Francis J.				Combined Parties:	100,040	45.18
Pordum Francis J.	D	Unopposed			[97,686]	
Pordum Francis J.	PS				[2,354]	
<b>Total District Votes:</b>					<b>221,409</b>	

**DISTRICT 31**

Houghton, Amo				Combined Parties:	139,734	71.56
Houghton, Amo	R	Unopposed			[119,395]	
Houghton, Amo	C	Unopposed			[15,854]	
Houghton, Amo	FRE	Unopposed			[4,485]	
Mac Bain, Bruce D.	D	Unopposed			49,502	25.35
Wilson, Le Roy Stewart	RTL	Unopposed			6,031	3.09
<b>Total District Votes:</b>					<b>195,267</b>	
<b>Total State Votes:</b>					<b>178,986</b>	<b>5,551,053</b>

**NORTH CAROLINA**

*May 7th*

*June 4th*

*November 5th*

**DISTRICT 1**

Clayton, Eva M.	D	Unopposed			108,759	65.90
Tyler, Ted	R	Unopposed			54,666	33.12
Murphrey, Todd	LBT				1,072	.65
Boxerman, Joseph	NL				531	.32
<b>Total District Votes:</b>					<b>165,028</b>	

**DISTRICT 2**

Etheridge, Bob	D	Unopposed			113,820	52.54
Funderburk, David	R	Unopposed			98,951	45.68
Jackson, Mark D.	LBT				2,892	1.34
Argy, Robert, Jr.	NL				966	.44
<b>Total District Votes:</b>					<b>216,629</b>	

**DISTRICT 3**

Jones, Walter B., Jr.	R	Unopposed			118,159	62.66
Parrott, George	D	17,831	41.83		68,887	36.53
Trawick, Gary E.	D	14,592	34.23			
Moore, Sheppard Neal	D	10,204	23.94			
<b>Total Party Votes:</b>					<b>42,627</b>	
Downey, Edward	NL				1,533	.81
<b>Total District Votes:</b>					<b>42,627</b>	<b>188,579</b>

ELECTION TYPE:	PRIMARY		RUNOFF		GENERAL		
CANDIDATE NAME	PARTY	# OF VOTES	%	# OF VOTES	%	# OF VOTES	%

### NORTH CAROLINA (Continued)

*May 7th*

*June 4th*

*November 5th*

#### DISTRICT 4

Price, David E.	D	Unopposed				157,194	54.39
Heineman, Fred	R	Unopposed				126,466	43.76
Walker, David Allen	LBT					4,132	1.43
Wollman, Russell	NL					1,201	.42
<b>Total District Votes:</b>						<b>288,993</b>	

#### DISTRICT 5

Burr, Richard M.	R	Unopposed				130,177	62.08
Cashion, Neil Grist, Jr.	D	Unopposed				74,320	35.44
Howe, Barbara J.	LBT					4,193	2.00
Berg, Craig	NL					1,008	.48
<b>Total District Votes:</b>						<b>209,698</b>	

#### DISTRICT 6

Coble, Howard	R	Unopposed				167,828	73.43
Costley, Mark	D	Unopposed				58,022	25.39
Goodson, Gary	LBT					2,693	1.18
<b>Total District Votes:</b>						<b>228,543</b>	

#### DISTRICT 7

McIntyre, Mike	D	12,327	23.40	16,285	52.27	87,487	52.88
Lowry-Townsend, Rose Marie	D	15,925	30.23	14,868	47.72		
Jernigan, Glenn	D	9,920	18.83				
Breece, George W.	D	5,688	10.80				
Dunn, Timothy M. (Tim)	D	4,868	9.24				
Williams, Marcus W.	D	3,162	6.00				
Greenebaum, Howard M.	D	794	1.51				
<b>Total Party Votes:</b>		<b>52,684</b>		<b>31,153</b>			
Caster, Bill	R	6,201	32.30	5,355	53.65	75,811	45.82
Anderson, Robert C.	R	7,176	37.38	4,627	46.35		
Wilkie, Robert	R	3,747	19.52				
Cooper, Jim	R	2,074	10.80				
<b>Total Party Votes:</b>		<b>19,198</b>		<b>9,982</b>			
Nubel, Chris	LBT					1,573	.95
Frantz, Garrison King	NL					569	.34
<b>Total District Votes:</b>		<b>71,882</b>		<b>41,135</b>		<b>165,440</b>	

#### DISTRICT 8

Hefner, W.G. (Bill)	D	Unopposed				103,129	55.18
Blackwood, Curtis	R	6,583	28.88	3,398	63.86	81,676	43.70
Morgan, Sherrill L.	R	8,053	35.32	1,923	36.13		
Pittman, Leroy	R	5,441	23.87				
Stafford, Alan	R	2,720	11.93				
<b>Total Party Votes:</b>		<b>22,797</b>		<b>5,321</b>			
Carlisle, Thomas W.	NL					2,103	1.12
<b>Total District Votes:</b>		<b>22,797</b>		<b>5,321</b>		<b>186,908</b>	

#### DISTRICT 9

Myrick, Sue	R	Unopposed				147,755	62.95
Daisley, Michel C. (Mike)	D	12,409	49.35			83,078	35.40
Jackson, William E., Jr.	D	7,406	29.46				
Lyles, Joseph F. (Joe)	D	5,328	21.19				
<b>Total Party Votes:</b>		<b>25,143</b>					

ELECTION TYPE:	PRIMARY		RUNOFF		GENERAL		
CANDIDATE NAME	PARTY	# OF VOTES	%	# OF VOTES	%	# OF VOTES	%

**NORTH CAROLINA (Continued)**

*May 7th*

*June 4th*

*November 5th*

Knight, David L.	LBT					2,280	.97
Austin, Jeannine	NL					1,499	.64
Gay, Gene	W					98	.04
<i>Total District Votes:</i>		<i>25,143</i>				<i>234,710</i>	

**DISTRICT 10**

Ballenger, T. Cass	R	Unopposed				158,585	69.98
Neill, Ben	D	Unopposed				65,103	28.73
Kahn, Richard	NL					2,909	1.28
<i>Total District Votes:</i>						<i>226,597</i>	

**DISTRICT 11**

Taylor, Charles H.	R	Unopposed				132,860	58.26
Ferguson, James Mark	D	20,163	67.31			91,257	40.02
Frizzell, E. Nathan	D	9,793	32.69				
<i>Total Party Votes:</i>		<i>29,956</i>					

McCanless, Phil	LBT					2,307	1.01
Burrill, Milton	NL					1,601	.70
<i>Total District Votes:</i>		<i>29,956</i>				<i>228,025</i>	

**DISTRICT 12**

Watt, Mel	D	Unopposed				124,675	71.49
Martino, Joseph A. (Joe), Jr.	R	Unopposed				46,581	26.71
Kohn, Roger L.	LBT					1,874	1.07
Lewis, Walter	NL					1,269	.73
<i>Total District Votes:</i>						<i>174,399</i>	

<i>Total State Votes:</i>		<i>192,405</i>		<i>46,456</i>		<i>2,513,549</i>	
---------------------------	--	----------------	--	---------------	--	------------------	--

**NORTH DAKOTA**

*June 11th*

*November 5th*

Pomeroy, Earl	D	49,558	100.00			144,833	55.07
<i>Total Party Votes:</i>		<i>49,558</i>					
Cramer, Kevin	R	46,548	100.00			113,684	43.22
<i>Total Party Votes:</i>		<i>46,548</i>					
Loughead, Kenneth R.	I					4,493	1.71
<i>Total State Votes:</i>		<i>96,106</i>				<i>263,010</i>	

**OHIO**

*March 19th*

*November 5th*

**DISTRICT 1**

Chabot, Steve	R	30,634	100.00			118,324	54.17
<i>Total Party Votes:</i>		<i>30,634</i>					
Longabaugh, Mark P.	D	26,084	83.10			94,719	43.36
McDilda, Robert D., Sr.	D	5,303	16.90				
<i>Total Party Votes:</i>		<i>31,387</i>					
Halley, John G.	NL	179	100.00			5,381	2.46
<i>Total Party Votes:</i>		<i>179</i>					
<i>Total District Votes:</i>		<i>62,200</i>				<i>218,424</i>	

ELECTION TYPE:	PRIMARY		RUNOFF		GENERAL		
CANDIDATE NAME	PARTY	# OF VOTES	%	# OF VOTES	%	# OF VOTES	%

**OHIO (Continued)**

*March 19th*

*November 5th*

**DISTRICT 2**

Portman, Rob	R	60,028	100.00			186,853	72.01
<i>Total Party Votes:</i>		<b>60,028</b>					
Chandler, Thomas R.	D	15,438	71.44			58,715	43.36
Mitchell, Ray	D	6,170	28.55				
<i>Total Party Votes:</i>		<b>21,608</b>					
McKnight, Kathleen M.	NL	122	100.00			13,905	5.36
<i>Total Party Votes:</i>		<b>122</b>					
<i>Total District Votes:</i>		<b>81,758</b>				<b>259,473</b>	

**DISTRICT 3**

Hall, Tony P.	D	22,335	100.00			144,583	63.64
<i>Total Party Votes:</i>		<b>22,335</b>					
Westbrock, David A.	R	22,908	75.45			75,732	33.33
McWilliams, Kenneth R.	R	7,455	24.55				
<i>Total Party Votes:</i>		<b>30,363</b>					
Mackey, Dorothy H.	NL	46	100.00			5,088	2.24
<i>Total Party Votes:</i>		<b>46</b>					
Lawrence, James	W					1,800	.79
<i>Total District Votes:</i>		<b>52,744</b>				<b>227,203</b>	

**DISTRICT 4**

Oxley, Michael G.	R	63,893	100.00			147,608	64.81
<i>Total Party Votes:</i>		<b>63,893</b>					
McClain, Paul Anthony	D	24,782	100.00			69,096	30.34
<i>Total Party Votes:</i>		<b>24,782</b>					
McCaffery, Michael	NL	45	100.00			11,057	4.85
<i>Total Party Votes:</i>		<b>45</b>					
<i>Total District Votes:</i>		<b>88,720</b>				<b>227,761</b>	

**DISTRICT 5**

Gillmor, Paul E.	R	56,830	100.00			145,692	61.13
<i>Total Party Votes:</i>		<b>56,830</b>					
Saunders, Annie	D	23,541	70.25			81,170	34.06
Dennerll, Norbert G., Jr.	D	9,971	29.75				
<i>Total Party Votes:</i>		<b>33,512</b>					
Schaffer, David J.	NL	48	100.00			11,461	4.81
<i>Total Party Votes:</i>		<b>48</b>					
<i>Total District Votes:</i>		<b>90,390</b>				<b>238,323</b>	

**DISTRICT 6**

Strickland, Ted	D	39,683	100.00			118,003	51.32
<i>Total Party Votes:</i>		<b>39,683</b>					
Cremeans, Frank A.	R	46,336	74.70			111,907	48.67
Kelley, Bob	R	15,695	25.30				
<i>Total Party Votes:</i>		<b>62,031</b>					
Berndt, Jane Ann	W					16	.01
<i>Total District Votes:</i>		<b>101,714</b>				<b>229,926</b>	

**DISTRICT 7**

Hobson, Dave	R	61,210	85.67			158,087	67.85
Herron, Richard A.	R	10,239	14.33				
<i>Total Party Votes:</i>		<b>71,449</b>					
Blain, Richard K.	D	17,180	58.71			61,419	26.36
Lupher, Dennis	D	12,081	41.29				
<i>Total Party Votes:</i>		<b>29,261</b>					



ELECTION TYPE:	PRIMARY		RUNOFF		GENERAL		
CANDIDATE NAME	PARTY	# OF VOTES	%	# OF VOTES	%	# OF VOTES	%

**OHIO (Continued)**

*March 19th*

*November 5th*

Johnson, Dawn Marie	NL	99	100.00			13,478	5.78
<i>Total Party Votes:</i>		<b>99</b>					
Peoples, Larry O.	W					17	.01
<i>Total District Votes:</i>		<b>100,809</b>				<b>233,001</b>	

**DISTRICT 8**

Boehner, John A.	R	57,392	100.00			165,815	70.28
<i>Total Party Votes:</i>		<b>57,392</b>					
Kitchen, Jeffrey D.	D	17,346	100.00			61,515	26.07
<i>Total Party Votes:</i>		<b>17,346</b>					
Baker, William	NL	121	100.00			8,613	3.65
<i>Total Party Votes:</i>		<b>121</b>					
<i>Total District Votes:</i>		<b>74,859</b>				<b>235,943</b>	

**DISTRICT 9**

Kaptur, Marcy	D	25,906	100.00			170,617	77.08
<i>Total Party Votes:</i>		<b>25,906</b>					
Whitman, Randy	R	19,613	100.00			46,040	20.80
<i>Total Party Votes:</i>		<b>19,613</b>					
Slotnick, Elizabeth A.	NL	94	100.00			4,677	2.11
<i>Total Party Votes:</i>		<b>94</b>					
<i>Total District Votes:</i>		<b>45,613</b>				<b>221,334</b>	

**DISTRICT 10**

Kucinich, Dennis J.	D	37,895	77.22			110,723	49.06
Boyle, Ed	D	9,221	18.79				
Slusher, Donald B., Jr.	D	1,253	2.55				
Smith, C. River	D	703	1.43				
<i>Total Party Votes:</i>		<b>49,072</b>					
Hoke, Martin R.	R	28,787	100.00			104,546	46.32
<i>Total Party Votes:</i>		<b>28,787</b>					
Iverson, Robert B.	NL	28	100.00			10,415	4.61
<i>Total Party Votes:</i>		<b>28</b>					
O'Brien, Aaron J.	W					12	.00
<i>Total District Votes:</i>		<b>77,887</b>				<b>225,696</b>	

**DISTRICT 11**

Stokes, Louis	D	51,531	100.00			153,546	81.22
<i>Total Party Votes:</i>		<b>51,531</b>					
Sykora, James J.	R	4,843	50.70			28,821	15.25
Blanchard, Dale V.	R	1,921	20.11				
Rhodes, George H.	R	1,542	16.14				
Perkins, Maurice	R	892	9.34				
Rhoades, Maurice	R	354	3.71				
Brentar, Jerome A.	R	0	0.00				
<i>Total Party Votes:</i>		<b>9,552</b>					
Glavina, Sonja	NL	31	100.00			6,665	3.52
<i>Total Party Votes:</i>		<b>31</b>					
Boczek, Mary Anne R.	W					3	.00
Russell, James M.	W					3	.00
Diarra, Kibwe	W					1	.00
<i>Total District Votes:</i>		<b>61,114</b>				<b>189,039</b>	

ELECTION TYPE:	PRIMARY		RUNOFF		GENERAL		
CANDIDATE NAME	PARTY	# OF VOTES	%	# OF VOTES	%	# OF VOTES	%

**OHIO (Continued)**

*March 19th*

*November 5th*

**DISTRICT 12**

Kasich, John R.	R	47,585	87.95			151,667	63.88
Whisler, Ramona	R	6,517	12.04				
<i>Total Party Votes:</i>		<b>54,102</b>					
Ruccia, Cynthia L.	D	19,369	100.00			78,762	33.17
<i>Total Party Votes:</i>		<b>19,369</b>					
Edelman, Barbara Ann	NL	120	100.00			7,005	2.95
<i>Total Party Votes:</i>		<b>120</b>					
<i>Total District Votes:</i>		<b>73,591</b>				<b>237,434</b>	

**DISTRICT 13**

Brown, Sherrod	D	41,560	100.00			146,690	60.49
<i>Total Party Votes:</i>		<b>41,560</b>					
Blair, Kenneth C., Jr.	R	13,288	38.51			87,108	35.92
Stachowski, Kenneth P.	R	8,067	23.38				
Mason, Howard	R	7,607	22.05				
Bernauer, Nelson R.	R	5,540	16.06				
<i>Total Party Votes:</i>		<b>34,502</b>					
Kluter, David	NL	63	100.00			8,707	3.59
<i>Total Party Votes:</i>		<b>63</b>					
<i>Total District Votes:</i>		<b>76,125</b>				<b>242,505</b>	

**DISTRICT 14**

Sawyer, Thomas C.	D	32,297	79.66			124,136	54.34
Mack, Ken	D	4,382	10.81				
Nicholas, John B.	D	3,866	9.54				
<i>Total Party Votes:</i>		<b>40,545</b>					
George, Joyce	R	25,653	100.00			95,307	41.72
<i>Total Party Votes:</i>		<b>25,653</b>					
Wilkinson, Terry E.	NL	37	100.00			8,976	3.93
<i>Total Party Votes:</i>		<b>37</b>					
Lewis, Ryan	W					16	.01
<i>Total District Votes:</i>		<b>66,235</b>				<b>228,435</b>	

**DISTRICT 15**

Pryce, Deborah	R	35,398	85.52			156,776	70.80
Lortz, Craig V.	R	5,994	14.48				
<i>Total Party Votes:</i>		<b>41,392</b>					
Arnebeck, Cliff, Jr.	D	7,442	54.03			64,665	29.20
Buckel, Bill	D	6,331	45.97				
<i>Total Party Votes:</i>		<b>13,773</b>					
<i>Total District Votes:</i>		<b>55,165</b>				<b>221,441</b>	

**DISTRICT 16**

Regula, Ralph	R	55,380	84.18			159,314	68.72
Yambrovich, Vince	R	10,404	15.82				
<i>Total Party Votes:</i>		<b>65,784</b>					
Burkhart, Thomas E.	D	16,092	36.02			64,902	28.00
Resnick, Eric	D	12,532	28.05				
Finn, J. Michael	D	10,246	22.93				
Whitmoyer, Steve	D	5,808	13.00				
<i>Total Party Votes:</i>		<b>44,678</b>					
Graef, Brad	NL	70	100.00			7,611	3.28
<i>Total Party Votes:</i>		<b>70</b>					
<i>Total District Votes:</i>		<b>110,532</b>				<b>231,827</b>	

ELECTION TYPE:	PRIMARY		RUNOFF		GENERAL		
CANDIDATE NAME	PARTY	# OF VOTES	%	# OF VOTES	%	# OF VOTES	%

### OHIO (Continued)

*March 19th*

*November 5th*

#### DISTRICT 17

Traficant, James A., Jr.	D	90,714	100.00			218,283	90.96
<i>Total Party Votes:</i>		<i>90,714</i>					
Cahaney, James M.	NL	25	100.00			21,685	9.04
<i>Total Party Votes:</i>		<i>25</i>					
McCabe, Thomas P.*	R	25,690	100.00				
<i>Total Party Votes:</i>		<i>25,690</i>					
<i>Total District Votes:</i>		<i>116,429</i>				<i>239,968</i>	

\* McCabe withdrew after the primary election.

#### DISTRICT 18

Ney, Boh	R	46,179	100.00			117,365	50.19
<i>Total Party Votes:</i>		<i>46,179</i>					
Burch, Robert L.	D	62,471	100.00			108,332	46.33
<i>Total Party Votes:</i>		<i>62,471</i>					
Chitti, Margaret	NL	15	100.00			8,146	3.48
<i>Total Party Votes:</i>		<i>15</i>					
<i>Total District Votes:</i>		<i>108,665</i>				<i>233,843</i>	

#### DISTRICT 19

LaTourette, Steven C.	R	40,517	100.00			135,012	54.70
<i>Total Party Votes:</i>		<i>40,517</i>					
Coyne, Thomas J., Jr.	D	29,632	63.31			101,152	40.98
Kelley, Elizabeth	D	17,169	36.68				
<i>Total Party Votes:</i>		<i>46,801</i>					
Martin, Thomas A.	NL	15	100.00			10,655	4.32
<i>Total Party Votes:</i>		<i>15</i>					
<i>Total District Votes:</i>		<i>87,333</i>				<i>246,819</i>	
<i>Total State Votes:</i>		<i>1,531,883</i>				<i>4,388,395</i>	

### OKLAHOMA

*August 27th*

*September 17th*

*November 5th*

#### DISTRICT 1

Largent, Steve	R	Unopposed				143,415	68.16
Amen, Randolph John	D	Unopposed				57,996	27.56
Condray, Karla	I					8,996	4.28
<i>Total District Votes:</i>						<i>210,407</i>	

#### DISTRICT 2

Coburn, Tom A.	R	Unopposed				112,273	55.47
Johnson, Glen D.	D	57,948	69.26			90,120	44.53
Wilson, James R.	D	9,103	10.88				
Jenner, Virginia Blue Jeans	D	8,554	10.22				
Vardeman, William S.	D	4,890	5.84				
Flanders, Henry	D	3,170	3.79				
<i>Total Party Votes:</i>		<i>83,665</i>					
<i>Total District Votes:</i>		<i>83,665</i>				<i>202,393</i>	

#### DISTRICT 3

Watkins, Wes	R	12,740	79.14			98,526	51.45
Rogers, Evelyn L.	R	1,262	7.84				
Privett, Ken B.	R	1,045	6.49				
Henley, Bill E.	R	584	3.63				
Tallant, Darrel D.	R	467	2.90				
<i>Total Party Votes:</i>		<i>16,098</i>					

ELECTION TYPE:	PRIMARY		RUNOFF		GENERAL		
CANDIDATE NAME	PARTY	# OF VOTES	%	# OF VOTES	%	# OF VOTES	%

### OKLAHOMA (Continued)

		<i>August 27th</i>	<i>September 17th</i>	<i>November 5th</i>
Roberts, Darryl	D	49,628	49.01	86,647
Williams, Danny	D	24,570	24.26	45.24
Newport, Mike	D	23,217	22.93	
Seikel, Craig A.	D	3,847	3.80	
<i>Total Party Votes:</i>		<b>101,262</b>	<b>61,834</b>	
Demaree, Scott	I			6,335
<i>Total District Votes:</i>		<b>117,360</b>		<b>191,508</b>

#### DISTRICT 4

Watts, J.C., Jr.	R	Unopposed		106,923	57.68
Crocker, Ed	D	Unopposed		73,950	39.89
Murphy, Robert T.	LBT	Unopposed		4,500	2.43
<i>Total District Votes:</i>				<b>185,373</b>	

#### DISTRICT 5

Istook, Ernest	R	Unopposed		148,362	69.72
Forsythe, James L.	D	23,800	74.34	57,594	27.07
Pirrong, Cecil	D	8,215	25.66		
<i>Total Party Votes:</i>		<b>32,015</b>			
Kennedy, Ava	I			6,835	3.21
<i>Total District Votes:</i>		<b>32,015</b>		<b>212,791</b>	

#### DISTRICT 6

Lucas, Frank D.	R	Unopposed		113,499	63.88
Barby, Paul M.	D	Unopposed		64,173	36.12
<i>Total District Votes:</i>				<b>177,672</b>	
<i>Total State Votes:</i>		<b>233,040</b>	<b>61,834</b>	<b>1,180,144</b>	

### OREGON

		<i>May 21st</i>	<i>November 5th</i>
<b>DISTRICT 1</b>			
Furse, Elizabeth	D	47,893	144,588
Scattered	W(D)	686	51.90
<i>Total Party Votes:</i>		<b>48,579</b>	
Witt, Bill	R	19,657	126,146
Bordonaro, Molly Hering	R	13,600	45.28
Bunn, Stan	R	10,495	
Rutherford, Bill	R	10,180	
Meek, John E.	R	6,375	
Noonan, Dick	R	1,573	
Scattered	W(R)	72	
<i>Total Party Votes:</i>		<b>61,952</b>	
Johnson, Richard	LBT		6,310
Princ, David	SOC		1,146
Scattered	W		414
<i>Total District Votes:</i>		<b>110,531</b>	<b>278,604</b>
<b>DISTRICT 2</b>			
Smith, Robert F. (Bob)*	R		164,062
Cooley, Wes	R	31,528	61.66
Scattered	W(R)	6,942	
<i>Total Party Votes:</i>		<b>38,470</b>	

\* Smith was selected by the party to be the general election nominee after Cooley withdrew from the race.

ELECTION TYPE:		PRIMARY		RUNOFF		GENERAL	
CANDIDATE NAME	PARTY	# OF VOTES	%	# OF VOTES	%	# OF VOTES	%
<b>OREGON (Continued)</b>		<i>May 21st</i>				<i>November 5th</i>	
Dugan, Mike	D	39,366	86.32			97,195	36.53
Fuson, George E.	D	5,846	12.82				
Scattered	W(D)	394	.86				
<i>Total Party Votes:</i>		<b>45,606</b>					
Wise, Frank	LBT					4,581	1.72
Scattered	W					218	.08
<i>Total District Votes:</i>		<b>84,076</b>				<b>266,056</b>	
<hr/>							
<b>DISTRICT 3</b>							
Blumenauer, Earl	D	50,747	77.96			165,922	66.93
Gold, Shirley	D	13,812	21.22				
Scattered	W(D)	533	.82				
<i>Total Party Votes:</i>		<b>65,092</b>					
Bruun, Scott	R	22,934	92.95			65,259	26.32
Scattered	W(R)	1,739	7.05				
<i>Total Party Votes:</i>		<b>24,673</b>					
Keating, Joe	PAC					9,274	3.74
Knight, Bruce Alexander	LBT					4,474	1.80
Guillebeau, Victoria P.	SOC					2,449	.99
Scattered	W					531	.21
<i>Total District Votes:</i>		<b>89,765</b>				<b>247,909</b>	
<b>DISTRICT 4</b>							
DeFazio, Peter A.	D	63,006	99.51			177,270	65.69
Scattered	W(D)	309	.49				
<i>Total Party Votes:</i>		<b>63,315</b>					
Newkirk, John D.	R	31,869	76.15			76,649	28.40
Cloonan, Jamie	R	9,685	23.14				
Scattered	W(R)	298	.71				
<i>Total Party Votes:</i>		<b>41,852</b>					
Nathan, Tonie	LBT					4,919	1.82
Scattered	W					4,374	1.62
Bonville, William (Bill)	REF					3,960	1.47
Duemler, David G.	SOC					1,373	.51
Opus, Allan	PAC					1,311	.48
<i>Total District Votes:</i>		<b>105,167</b>				<b>269,856</b>	
<hr/>							
<b>DISTRICT 5</b>							
Hooley, Darlene	D	27,930	51.19			139,521	51.17
Collins, Loren W.	D	14,899	27.31				
Scott, Sharon	D	11,461	21.00				
Scattered	W(D)	271	.50				
<i>Total Party Votes:</i>		<b>54,561</b>					
Bunn, Jim	R	46,318	76.15			125,409	46.00
Miller, David H.	R	9,480	15.58				
Seeley, Clark Thomas	R	4,712	7.75				
Scattered	W(R)	316	.52				
<i>Total Party Votes:</i>		<b>60,826</b>					
Duquesne, Lawrence Knight	LBT					5,191	1.90
Smith, Trey	SOC					2,124	.78
Scattered	W					391	.14
<i>Total District Votes:</i>		<b>115,387</b>				<b>272,636</b>	
<i>Total State Votes:</i>		<b>504,926</b>				<b>1,335,061</b>	

ELECTION TYPE:		PRIMARY		RUNOFF		GENERAL	
CANDIDATE NAME	PARTY	# OF VOTES	%	# OF VOTES	%	# OF VOTES	%
<b>PENNSYLVANIA</b>		<i>April 23rd</i>			<i>November 5th</i>		
<b>DISTRICT 1</b>							
Foglietta, Thomas M.	D	36,426	73.35			145,210	87.50
Braxton, John L.	D	13,237	26.65				
	<b>Total Party Votes:</b>	<b>49,663</b>					
Cella, James D.	R	6,516	100.00			20,734	12.49
	<b>Total Party Votes:</b>	<b>6,516</b>					
Scattered	W					1	.00
	<b>Total District Votes:</b>	<b>56,179</b>				<b>165,945</b>	
<b>DISTRICT 2</b>							
Fattah, Chaka	D	52,928	100.00			168,887	87.99
	<b>Total Party Votes:</b>	<b>52,928</b>					
Murphy, Larry G.	R	4,776	100.00			23,047	12.01
	<b>Total Party Votes:</b>	<b>4,776</b>					
Scattered	W					3	.00
	<b>Total District Votes:</b>	<b>57,704</b>				<b>191,937</b>	
<b>DISTRICT 3</b>							
Borski, Robert A.	D	26,211	90.70			121,120	68.90
Kates, John R.	D	2,687	9.30				
	<b>Total Party Votes:</b>	<b>28,898</b>					
McColgan, Joseph M.	R	11,718	100.00			54,681	31.10
	<b>Total Party Votes:</b>	<b>11,718</b>					
	<b>Total District Votes:</b>	<b>40,616</b>				<b>175,801</b>	
<b>DISTRICT 4</b>							
Klink, Ron	D	52,047	100.00			142,621	64.20
	<b>Total Party Votes:</b>	<b>52,047</b>					
Adametz, Paul T.	R	23,896	100.00			79,448	35.76
	<b>Total Party Votes:</b>	<b>23,896</b>					
Scattered	W					98	.04
	<b>Total District Votes:</b>	<b>75,943</b>				<b>222,167</b>	
<b>DISTRICT 5</b>							
Peterson, John E.	R	22,000	37.74			116,303	60.26
Gordeuk, Daniel S.	R	16,230	27.84				
Shuster, Bob	R	10,734	18.41				
Conway, Patrick	R	9,334	16.01				
	<b>Total Party Votes:</b>	<b>58,298</b>					
Rudy, Ruth C.	D	23,938	100.00			76,627	39.70
	<b>Total Party Votes:</b>	<b>23,938</b>					
Scattered	W					73	.04
	<b>Total District Votes:</b>	<b>82,236</b>				<b>193,003</b>	
<b>DISTRICT 6</b>							
Holden, Tim	D	21,829	100.00			115,193	58.55
	<b>Total Party Votes:</b>	<b>21,829</b>					
Leinbach, Christian Y.	R	11,649	40.22			80,061	40.70
Levering, Frederick C.	R	6,732	23.24				
Trautwein, Steve	R	6,327	21.84				
Kopel, Tom	R	4,256	14.69				
	<b>Total Party Votes:</b>	<b>28,964</b>					
List, Thomas E.	NL					1,475	.75
	<b>Total District Votes:</b>	<b>50,793</b>				<b>196,729</b>	

ELECTION TYPE:	PRIMARY		RUNOFF		GENERAL		
CANDIDATE NAME	PARTY	# OF VOTES	%	# OF VOTES	%	# OF VOTES	%

**PENNSYLVANIA (Continued)**

*April 23rd*

*November 5th*

**DISTRICT 7**

Weldon, Curt	R	49,999	83.50			165,087	66.93
McMonagle, Rob	R	9,882	16.50				
<b>Total Party Votes:</b>		<b>59,881</b>					
Innelli, John F.	D	12,620	100.00			79,875	32.38
<b>Total Party Votes:</b>		<b>12,620</b>					
Pronchik, John	NL					1,688	.68
Scattered	W					16	.01
<b>Total District Votes:</b>		<b>72,501</b>				<b>246,666</b>	

**DISTRICT 8**

Greenwood, Jim	R	18,376	60.32			133,749	59.10
Lingenfelter, Tom	R	12,088	39.68				
<b>Total Party Votes:</b>		<b>30,464</b>					
Murray, John P.	D	11,304	100.00			79,856	35.28
<b>Total Party Votes:</b>		<b>11,304</b>					
Piotrowski, Richard J.	LBT					6,991	3.09
Booth, David A.	CST					5,714	2.52
Scattered	W					12	.00
<b>Total District Votes:</b>		<b>41,768</b>				<b>226,322</b>	

**DISTRICT 9**

Shuster, Bud	R	34,793	100.00			142,105	73.70
<b>Total Party Votes:</b>		<b>34,793</b>					
Kemmler, Monte	D	18,173	100.00			50,650	26.27
<b>Total Party Votes:</b>		<b>18,173</b>					
Scattered	W					67	.03
<b>Total District Votes:</b>		<b>52,966</b>				<b>192,822</b>	

**DISTRICT 10**

McDade, Joseph M.	R	17,155	53.28			124,670	59.78
Flynn, Errol	R	15,043	46.72				
<b>Total Party Votes:</b>		<b>32,198</b>					
Cullen, Joe	D	15,291	67.24			75,536	36.22
Schreffler, Daniel J.	D	7,450	32.76				
<b>Total Party Votes:</b>		<b>22,741</b>					
McLaughlin, Thomas J.	REF					8,311	3.98
Scattered	W					23	.01
<b>Total District Votes:</b>		<b>54,939</b>				<b>208,540</b>	

**DISTRICT 11**

Kanjorski, Paul E.	D	32,110	100.00			128,258	68.00
<b>Total Party Votes:</b>		<b>32,110</b>					
Urban, Stephen A.	R	16,942	100.00			60,339	31.99
<b>Total Party Votes:</b>		<b>16,942</b>					
Scattered	W					12	.01
<b>Total District Votes:</b>		<b>49,052</b>				<b>188,609</b>	

**DISTRICT 12**

Murtha, John P.	D	49,630	100.00			136,815	69.99
<b>Total Party Votes:</b>		<b>49,630</b>					
Choby, Bill	R	16,013	52.46			58,643	30.00
Buben, Michael A.	R	14,509	47.54				
<b>Total Party Votes:</b>		<b>30,522</b>					
Scattered	W					23	.01
<b>Total District Votes:</b>		<b>80,152</b>				<b>195,481</b>	

ELECTION TYPE:	PRIMARY		RUNOFF		GENERAL		
CANDIDATE NAME	PARTY	# OF VOTES	%	# OF VOTES	%	# OF VOTES	%

**PENNSYLVANIA (Continued)**

*April 23rd*

*November 5th*

**DISTRICT 13**

Fox, Jon D.	R	30,852	100.00			120,304	48.91
<i>Total Party Votes:</i>		<b>30,852</b>					
Hoeffel, Joseph M.	D	13,710	100.00			120,220	48.87
<i>Total Party Votes:</i>		<b>13,710</b>					
Burke, Thomas Patrick	LBT					4,930	2.00
Ryan, Bill	NL					525	.21
<i>Total District Votes:</i>		<b>44,562</b>				<b>245,979</b>	

**DISTRICT 14**

Coyne, William J.	D	47,334	66.02			122,922	60.68
Cohen, Dan	D	24,364	33.98				
<i>Total Party Votes:</i>		<b>71,698</b>					
Ravotti, Bill	R	14,405	100.00			78,921	38.96
<i>Total Party Votes:</i>		<b>14,405</b>					
Scherrer, Paul	SEP					713	.35
Scattered	W					22	.01
<i>Total District Votes:</i>		<b>86,103</b>				<b>202,578</b>	

**DISTRICT 15**

McHale, Paul	D	24,332	100.00			109,812	54.81
<i>Total Party Votes:</i>		<b>24,332</b>					
Kilbanks, Bob	R	10,499	38.59			82,803	41.33
Smith, Ken	R	9,062	33.31				
Smith, Edward G.	R	5,568	20.47				
Brose, James	R	2,077	7.63				
<i>Total Party Votes:</i>		<b>27,206</b>					
Sabatine, Nicholas R., III	REF					6,931	3.46
Faust, Philip E.	NL					812	.40
Scattered	W					5	.00
<i>Total District Votes:</i>		<b>51,538</b>				<b>200,363</b>	

**DISTRICT 16**

Pitts, Joseph R.	R	26,515	45.18			124,511	59.40
Martynick, Karen	R	15,314	26.09				
Gibble, Stephen R.	R	11,777	20.07				
Sellers, Pat	R	2,696	4.59				
Fischer, Brad S.	R	2,386	4.06				
<i>Total Party Votes:</i>		<b>58,688</b>					
Blaine, James G.	D	8,868	100.00			78,598	37.50
<i>Total Party Votes:</i>		<b>8,868</b>					
Yorczyk, Robert S.	REF					6,485	3.09
Scattered	W					8	.00
<i>Total District Votes:</i>		<b>67,556</b>				<b>209,602</b>	

**DISTRICT 17**

Gekas, George W.	R	41,890	100.00			150,678	72.23
<i>Total Party Votes:</i>		<b>41,890</b>					
Kettl, Paul	D	12,959	100.00			57,911	27.76
<i>Total Party Votes:</i>		<b>12,959</b>					
Scattered	W					27	.01
<i>Total District Votes:</i>		<b>54,849</b>				<b>208,616</b>	

**DISTRICT 18**

Doyle, Mike	D	45,967	74.39			120,410	56.01
Rudolph, Joseph	D	15,822	25.61				
<i>Total Party Votes:</i>		<b>61,789</b>					



ELECTION TYPE:	PRIMARY		RUNOFF		GENERAL		
CANDIDATE NAME	PARTY	# OF VOTES	%	# OF VOTES	%	# OF VOTES	%

**PENNSYLVANIA (Continued)**

*April 23rd*

*November 5th*

Fawcett, David B.	R	21,704	100.00			86,829	40.39
<i>Total Party Votes:</i>		<i>21,704</i>					
Caligiuri, Richard Edward	I					6,859	3.19
Emmerich, Ralph A.	NL					883	.41
Scattered	W					9	.00
<i>Total District Votes:</i>		<i>83,493</i>				<i>214,990</i>	

**DISTRICT 19**

Goodling, Bill	R	24,014	54.93			130,716	62.55
Gerow, Charles R.	R	19,700	45.06				
<i>Total Party Votes:</i>		<i>43,714</i>					
Chronister, Scott L.	D	15,992	100.00			74,944	35.86
<i>Total Party Votes:</i>		<i>15,992</i>					
Worley, Francis	FWC					3,194	1.53
Scattered	W					109	.05
<i>Total District Votes:</i>		<i>59,706</i>				<i>208,963</i>	

**DISTRICT 20**

Mascara, Frank	D	49,911	100.00			113,394	53.89
<i>Total Party Votes:</i>		<i>49,911</i>					
McCormick, Mike	R	20,177	100.00			97,004	46.10
<i>Total Party Votes:</i>		<i>20,177</i>					
Scattered	W					4	.00
<i>Total District Votes:</i>		<i>70,088</i>				<i>210,402</i>	

**DISTRICT 21**

English, Phil	R	33,398	100.00			106,875	50.68
<i>Total Party Votes:</i>		<i>33,398</i>					
DiNicola, Ronald A.	D	31,188	100.00			104,004	49.32
<i>Total Party Votes:</i>		<i>31,188</i>					
Scattered	W					9	.00
<i>Total District Votes:</i>		<i>64,586</i>				<i>210,888</i>	
<i>Total State Votes:</i>		<i>1,297,330</i>				<i>4,316,403</i>	

**PUERTO RICO**

*December 10, 1995\**

*November 5th*

Barcelo, Carlos Romero	NPP	Unopposed				973,654	49.77
Benitez, Celeste	PPD	Unopposed				904,048	46.21
Orellana, Manuel Rodriguez	PRI	Unopposed				68,827	3.52
Scattered	W					9,849	.50
<i>Total Votes:</i>						<i>1,956,378</i>	

\* As the candidates from each party were unopposed, the primary scheduled for December 10, 1995, was not held.

**RHODE ISLAND**

*September 10th*

*November 5th*

**DISTRICT 1**

Kennedy, Patrick J	D	29,308	100.00			121,781	69.42
<i>Total Party Votes:</i>		<i>29,308</i>					
Cicione, Giovanni D.	R	3,846	100.00			49,199	28.04
<i>Total Party Votes:</i>		<i>3,846</i>					
Rollins, Michael J.	I					1,737	.99
Schwass, Graham R.	I					1,408	.80
Raposa, Gregory	I					1,300	.74
Scattered	W					3	.00
<i>Total District Votes:</i>		<i>33,154</i>				<i>175,428</i>	

ELECTION TYPE:	PRIMARY		RUNOFF		GENERAL		
CANDIDATE NAME	PARTY	# OF VOTES	%	# OF VOTES	%	# OF VOTES	%

<b>RHODE ISLAND (Continued)</b>		<i>September 10th</i>		<i>November 5th</i>		
<b>DISTRICT 2</b>						
Weygand, Robert A.	D	19,898	48.10	118,827	64.47	
Paolino, Joseph R., Jr.	D	15,689	37.93			
O'Hare, Kathryn	D	4,876	11.79			
McGair, Joseph J.	D	904	2.18			
<i>Total Party Votes:</i>		<i>41,367</i>				
Wild, Richard E.	R	4,659	53.04	58,458	31.72	
Porter, Robin	R	2,617	29.79			
Matson, John O.	R	1,191	13.56			
Plante, Robert F.	R	317	3.61			
<i>Total Party Votes:</i>		<i>8,784</i>				
Ricci, Thomas J.	I			3,139	1.70	
Casman, Gail Alison	I			2,199	1.19	
Potter, Jack D.	I			1,695	.92	
Scattered	W			4	.00	
<i>Total District Votes:</i>		<i>50,151</i>		<i>184,322</i>		
<i>Total State Votes:</i>		<i>83,305</i>		<i>359,750</i>		

<b>SOUTH CAROLINA</b>		<i>June 11th</i>	<i>June 25th</i>	<i>November 5th</i>	
<b>DISTRICT 1</b>					
Sanford, Mark	R	Unopposed		138,467	89.76
Innella, Joseph F.	NL			5,105	2.90
Scattered	W			121	.07
<i>Total District Votes:</i>				<i>143,693</i>	
<b>DISTRICT 2</b>					
Spence, Floyd D.	R	Unopposed		158,229	89.76
Raiford, Maurice T.	NL			17,713	10.05
Scattered	W			347	.20
<i>Total District Votes:</i>				<i>176,289</i>	
<b>DISTRICT 3</b>					
Graham, Lindsey O.	R	Unopposed		114,273	60.29
Dorn, Debbie	D	Unopposed		73,417	38.73
Pennington, Linda L.	NL			1,835	.97
Scattered	W			14	.01
<i>Total District Votes:</i>				<i>189,539</i>	
<b>DISTRICT 4</b>					
Inglis, Bob	R	Unopposed		138,165	70.92
Curry, Darrell E.	D	Unopposed		54,126	27.78
Walters, C. Faye	NL			2,501	1.28
Scattered	W			20	.01
<i>Total District Votes:</i>				<i>194,812</i>	
<b>DISTRICT 5</b>					
Spratt, John M., Jr.	D	Unopposed		97,335	54.08
Bigham, Larry L.	R	Unopposed		81,455	45.26
Joshi, P.G.	NL			1,159	.64
Scattered	W			22	.01
<i>Total District Votes:</i>				<i>179,971</i>	

ELECTION TYPE:		PRIMARY		RUNOFF		GENERAL	
CANDIDATE NAME	PARTY	# OF VOTES	%	# OF VOTES	%	# OF VOTES	%
<b>SOUTH CAROLINA (Continued)</b>		<i>June 11th</i>		<i>November 5th</i>			
<i>DISTRICT 6</i>							
Clyburn, James (Jim) E.	D	48,807	87.54			120,132	69.41
Frasier, Benjamin, Jr.	D	6,950	12.46				
<i>Total Party Votes:</i>		<i>55,757</i>					
McLeod, Gary	R	11,759	77.41			51,974	30.03
Porcher-DaCosta, Delores	R	3,431	22.59				
<i>Total Party Votes:</i>		<i>15,190</i>					
Joshi, Savita P.	NL					948	.55
Scattered	W					26	.02
<i>Total District Votes:</i>		<i>70,947</i>				<i>173,080</i>	
<i>Total State Votes:</i>		<i>70,947</i>				<i>1,057,384</i>	
<b>SOUTH DAKOTA</b>		<i>June 4th</i>		<i>November 5th</i>			
Thune, John R.	R	41,322	59.49			186,393	57.67
Hillard, Carole	R	28,139	40.51				
<i>Total Party Votes:</i>		<i>69,461</i>					
Weiland, Rick	D	17,403	42.04			119,547	36.99
Abbott, Jim	D	11,544	27.88				
Jones, Dennis	D	7,186	17.36				
Stensland, Linda	D	5,267	12.72				
<i>Total Party Votes:</i>		<i>41,400</i>					
Nelson, Stacey L.	I					10,397	3.22
Evans, Kurt	I					6,866	2.12
<i>Total State Votes:</i>		<i>110,861</i>				<i>323,203</i>	
<b>TENNESSEE</b>		<i>August 1st</i>		<i>November 5th</i>			
<i>DISTRICT 1</i>							
Jenkins, William L. "Bill"	R	15,532	18.34			117,676	64.76
Holcomb, Jim	R	15,201	17.94				
Schmutzer, Al	R	12,908	15.24				
Davis, David	R	10,787	12.73				
Venable, Richard S.	R	10,604	12.52				
Crockett, David	R	10,263	12.12				
Pope, Anne	R	8,247	9.74				
Hopland, Arnold	R	582	.69				
Thompson, Mike	R	243	.29				
Hodges, Mark E.	R	174	.20				
Davenport, Jeffrey L.	R	167	.20				
Scattered	W(R)	2	.00				
<i>Total Party Votes:</i>		<i>84,710</i>					
Smith, Kay C.	D	6,671	46.59			58,657	32.28
Christian, J. Carr "Jack"	D	3,276	22.88				
Lawson, William B.	D	2,309	16.12				
Scott, Mack "Scottee"	D	2,055	14.35				
Scattered	W(D)	8	.06				
<i>Total Party Votes:</i>		<i>14,319</i>					
Davis, Dave	I					1,947	1.07
Taylor, James B.	I					1,089	.60
Durham, Bill Bull	I					885	.49
Curtis, John	I					621	.34
Fugate, Mike	I					440	.24
Schmidt, Paul	I					367	.20
Scattered	W					26	.01
<i>Total District Votes:</i>		<i>99,029</i>				<i>181,708</i>	

ELECTION TYPE:	PRIMARY		RUNOFF		GENERAL		
CANDIDATE NAME	PARTY	# OF VOTES	%	# OF VOTES	%	# OF VOTES	%

**TENNESSEE (Continued)**

*August 1st*

*November 5th*

**DISTRICT 2**

Duncan, John J., Jr.	R	31,241	99.97			150,953	70.68
Scattered	W(R)	8	.02				
<b>Total Party Votes:</b>		<b>31,249</b>					
Smith, Stephen	D	9,170	100.00			61,020	28.57
<b>Total Party Votes:</b>		<b>9,170</b>					
Dimit, Chris G.	I					1,306	.61
Njezic, George	I					289	.14
Scattered	W					6	.00
<b>Total District Votes:</b>		<b>40,419</b>				<b>213,574</b>	

**DISTRICT 3**

Wamp, Zach	R	30,940	100.00			113,408	56.30
<b>Total Party Votes:</b>		<b>30,940</b>					
Jolly, Charles N. "Chuck"	D	21,684	81.36			85,714	42.55
O'Leary, William Dean	D	4,961	18.61				
Scattered	W(D)	8	.03				
<b>Total Party Votes:</b>		<b>26,653</b>					
Cole, William A.	I					1,002	.50
Ward, Walt "Combat"	I					718	.36
Morrell, Thomas Ed	I					304	.15
Sims, Richard M. "Dick"	I					294	.14
Scattered	W					4	.01
<b>Total District Votes:</b>		<b>57,593</b>				<b>201,444</b>	

**DISTRICT 4**

Hilleary, Van	R	33,488	99.98			103,091	55.93
Scattered	W(R)	5	.01				
<b>Total Party Votes:</b>		<b>33,493</b>					
Stewart, Mark	D	23,577	77.77			73,331	39.79
Mason, Bert	D	6,734	22.21				
Scattered	W(D)	5	.02				
<b>Total Party Votes:</b>		<b>30,316</b>					
Lyons, J. Patrick	I					1,075	3.97
Spaulding, Preston T.	I					561	.30
Scattered	W					5	.00
<b>Total District Votes:</b>		<b>63,809</b>				<b>178,063</b>	

**DISTRICT 5**

Clement, Bob	D	27,715	100.00			140,264	72.38
<b>Total Party Votes:</b>		<b>27,715</b>					
Edmondson, Steven L.	R	4,810	45.88			46,201	23.84
Green, David N.	R	2,907	27.73				
Crotts, Larry W.	R	2,162	20.62				
Tomeo, Ben J.	R	605	5.77				
<b>Total Party Votes:</b>		<b>10,484</b>					
Childers, Mike	I					7,318	3.78
<b>Total District Votes:</b>		<b>38,199</b>				<b>193,783</b>	

**DISTRICT 6**

Gordon, Bart	D	37,324	88.86			123,846	54.42
Bly, Jessie R.	D	4,673	11.12				
Scattered	W(D)	4	.01				
<b>Total Party Votes:</b>		<b>42,001</b>					
Gill, Steve	R	22,782	92.21			94,599	41.57
Massey, Walt	R	1,924	7.79				
<b>Total Party Votes:</b>		<b>24,706</b>					

ELECTION TYPE:	PRIMARY		RUNOFF		GENERAL		
CANDIDATE NAME	PARTY	# OF VOTES	%	# OF VOTES	%	# OF VOTES	%

**TENNESSEE (Continued)**

*August 1st*

*November 5th*

Coffer, Jim	I					9,125	4.01
Scattered	W					1	.00
<b>Total District Votes:</b>		<b>66,707</b>				<b>227,571</b>	

**DISTRICT 7**

Bryant, Ed	R	38,756	100.00			136,643	64.12
Scattered	W(R)	1	.00				
<b>Total Party Votes:</b>		<b>38,757</b>					

Trotter, Don	D	21,523	69.32			73,629	34.55
Murphy, Horace, Jr.	D	9,523	30.67				
Scattered	W(D)	1	.00				
<b>Total Party Votes:</b>		<b>31,047</b>					

Romer, Steven E.	I					2,803	1.32
Scattered	W					13	.01
<b>Total District Votes:</b>		<b>69,804</b>				<b>213,088</b>	

**DISTRICT 8**

Tanner, John	D	34,271	99.98			123,681	67.26
Scattered	W(D)	5	.01				
<b>Total Party Votes:</b>		<b>34,276</b>					

Watson, Tom	R	10,106	52.63			55,024	29.92
Carlota, Sonny	R	5,120	26.66				
Vinson, John E.	R	2,294	11.95				
Edwards, Al	R	1,681	8.75				
<b>Total Party Votes:</b>		<b>19,201</b>					

Malone, Donna	I					4,816	2.62
Scattered	W					377	.20
<b>Total District Votes:</b>		<b>53,477</b>				<b>183,898</b>	

**DISTRICT 9**

Ford, Harold E., Jr.	D	63,888	60.46			116,345	61.10
Cohen, Steve	D	35,844	33.92				
Jones, Rufus E.	D	5,244	4.96				
Rainey, Tracy	D	312	.30				
Richmond, Isaac	D	292	.28				
Knox, Robert	D	88	.08				
<b>Total Party Votes:</b>		<b>105,668</b>					

DeBerry, Rod	R	8,341	68.10			70,951	37.26
Willingham, John H.	R	1,994	16.28				
Miller, Robert	R	1,018	8.31				
Burdikoff, Claude	R	490	4.00				
Lunati, Ernest	R	233	1.90				
Tuten, Edward T., III	R	173	1.41				
<b>Total Party Votes:</b>		<b>12,249</b>					

Sullivan, Silky	I					957	.50
Taylor, Mary D.	I					498	.26
Burton, Anthony	I					424	.22
Voehringer, Greg	I					327	.17
Jeannette, Tom	I					222	.12
Gill, Del	I					199	.10
Taylor, Bill	I					179	.09
Kelly, Johnny E.	I					156	.08
Fox, Don	I					146	.08
Scattered	W					10	.00
<b>Total District Votes:</b>		<b>117,917</b>				<b>190,414</b>	

**Total State Votes: 606,954 1,783,543**

ELECTION TYPE:	PRIMARY		RUNOFF		GENERAL		
CANDIDATE NAME	PARTY	# OF VOTES	%	# OF VOTES	%	# OF VOTES	%

## TEXAS

March 12th

April 9th

November 5th

In August 1996, the U.S. District Court for the Southern District of Texas, in Vera et al. v. Bush et al., redrew district boundaries, invalidated the results of the primary and runoff elections, and ordered new elections in 13 congressional districts. In the districts noted, candidates participated in a special general election on November 5, 1996. Where no candidate received a majority of the votes cast, a runoff election was held on December 10, 1996, between the top two vote-getters, regardless of party.

### DISTRICT 1

Sandlin, Max	D	36,142	42.49	31,659	55.81	102,697	51.56
Howard, Jo Ann	D	28,962	34.05	25,063	44.18		
Kessler, Tommy	D	19,948	23.45				
<b>Total Party Votes:</b>		<b>85,052</b>		<b>56,722</b>			
Merritt, Ed	R	10,133	46.76	4,403	54.72	93,105	46.75
Boerner, Dennis	R	6,386	29.47	3,644	45.28		
Hodges, Hamp	R	5,150	23.77				
<b>Total Party Votes:</b>		<b>21,669</b>		<b>8,047</b>			
Palms, Margaret A.	NL					3,368	1.69
<b>Total District Votes:</b>		<b>96,721</b>		<b>64,769</b>		<b>199,170</b>	

### DISTRICT 2

Turner, Jim	D	45,453	59.27			102,908	52.24
Hudson, Fred	D	16,068	20.95				
Groce, Edgar J. "Bubba"	D	15,171	19.78				
<b>Total Party Votes:</b>		<b>76,692</b>					
Babin, Brian	R	7,094	31.01	7,405	66.83	89,838	45.61
Peterson, Donna	R	8,047	35.18	3,675	33.17		
Bius, Ben	R	2,986	13.05				
Hughes, Jim	R	2,401	10.50				
Currie, Bob	R	2,348	10.26				
<b>Total Party Votes:</b>		<b>22,876</b>		<b>11,080</b>			
McCullough, Henry	I					2,390	1.21
Constant, David	LBT					1,240	.63
Hardy, Gary	NL					595	.30
<b>Total District Votes:</b>		<b>99,568</b>		<b>11,080</b>		<b>196,971</b>	

### DISTRICT 4

Hall, Ralph M.	D	Unopposed				132,126	63.77
Hall, Jerry Ray	R	20,024	53.84			71,065	34.30
Newton, Jon	R	17,169	46.16				
<b>Total Party Votes:</b>		<b>37,193</b>					
Rothacker, Steven	LBT					3,172	1.53
Denham, Enos M., Jr.	NL					814	.39
<b>Total District Votes:</b>		<b>37,193</b>				<b>207,177</b>	

### DISTRICT 10

Doggett, Lloyd	D	Unopposed				132,066	56.20
Doggett, Teresa	R	Unopposed				97,204	41.36
Johnson, Gary	LBT					3,950	1.68
Klayman, Steve	NL					1,771	.75
<b>Total District Votes:</b>						<b>234,991</b>	

ELECTION TYPE:	PRIMARY		RUNOFF		GENERAL		
CANDIDATE NAME	PARTY	# OF VOTES	%	# OF VOTES	%	# OF VOTES	%

**TEXAS (Continued)**

*March 12th*

*April 9th*

*November 5th*

**DISTRICT 11**

Mathis, Jay	R	12,981	45.99	10,655	70.21	74,549	43.80
Pardo, Brian	R	9,587	33.97	4,520	29.78		
Broyles, Jim	R	4,459	15.80				
Jenkins, Dave	R	1,197	4.24				
<b>Total Party Votes:</b>		<b>28,224</b>		<b>15,175</b>			
Edwards, Chet	D	Unopposed				99,990	41.04
Hardin, Ken	NL					1,396	.82
<b>Total District Votes:</b>		<b>28,224</b>		<b>15,175</b>		<b>175,935</b>	

**DISTRICT 12**

Granger, Kay	R	21,774	69.16			98,349	57.78
Anderson, Ernest J., Jr.	R	6,355	20.18				
Burch, Bill	R	3,355	10.66				
<b>Total Party Votes:</b>		<b>31,484</b>					
Parmer, Hugh	D	Unopposed				69,859	41.04
Proffer, Heather	NL					1,996	1.17
<b>Total District Votes:</b>		<b>31,484</b>				<b>170,204</b>	

**DISTRICT 13**

Thornberry, Mac	R	Unopposed				116,098	66.87
Silverman, Samuel Brown	D	17,931	51.73			56,066	32.29
Alejandro, Aaron	D	16,732	48.27				
<b>Total Party Votes:</b>		<b>34,663</b>					
Harkey, Don	NL					1,463	.84
<b>Total District Votes:</b>		<b>34,663</b>				<b>173,627</b>	

**DISTRICT 14**

Paul, Ron	R	11,112	31.97	11,244	54.06	99,961	51.08
Laughlin, Greg	R	14,777	42.52	9,555	45.94		
Deats, Jim	R	8,466	24.36				
Bozarth, Ted	R	398	1.14				
<b>Total Party Votes:</b>		<b>34,753</b>		<b>20,799</b>			
Morris, Charles (Lefty)	D	Unopposed				93,200	47.62
Fasanella, Ed	NL					2,538	1.30
<b>Total District Votes:</b>		<b>34,753</b>		<b>20,799</b>		<b>195,699</b>	

**DISTRICT 15**

Hinojosa, Ruben	D	21,726	34.17	24,940	52.04	86,347	62.30
Selman, Jim	D	21,138	33.24	22,983	47.96		
Cuellar, Renato	D	13,832	21.75				
Dominguez, Tony	D	5,008	7.87				
Balli, Reynaldo, Jr.	D	1,877	2.95				
<b>Total Party Votes:</b>		<b>63,581</b>		<b>47,923</b>			
Haughey, Tom	R	7,697	69.03			50,914	36.74
Aliseda, Jose	R	3,453	30.97				
<b>Total Party Votes:</b>		<b>11,150</b>					
Wofford, Rob	NL					1,333	.96
<b>Total District Votes:</b>		<b>74,731</b>		<b>47,923</b>		<b>138,594</b>	

**DISTRICT 16**

Reyes, Silvestre	D	22,119	42.45	21,161	51.21	90,260	70.63
Sanchez, Jose Luis	D	14,698	28.21	20,157	48.78		
Briones, Dolores	D	11,583	22.23				
Petersen, Tom	D	3,095	5.94				
Levy, Robert A. (Bob)	D	610	1.17				
<b>Total Party Votes:</b>		<b>52,105</b>		<b>41,318</b>			

ELECTION TYPE: CANDIDATE NAME	PARTY	PRIMARY		RUNOFF		GENERAL	
		# OF VOTES	%	# OF VOTES	%	# OF VOTES	%
<b>TEXAS (Continued)</b>				<i>March 12th</i>	<i>April 9th</i>		<i>November 5th</i>
Ledesma, Rick	R	8,329	61.45			35,271	27.60
Bowen, Dick	R	5,225	38.55				
	<i>Total Party Votes:</i>	<i>13,554</i>					
Proffer, Carl	NL					2,253	1.76
	<i>Total District Votes:</i>	<i>65,659</i>		<i>41,318</i>		<i>127,784</i>	
<hr/>							
<b>DISTRICT 17</b>							
Stenholm Charles W.	D	Unopposed				99,678	51.65
Izzard, Rudy	R	Unopposed				91,429	47.37
Caro, Richard	NL					1,887	.98
	<i>Total District Votes:</i>					<i>192,994</i>	
<hr/>							
<b>DISTRICT 19</b>							
Combest Larry	R	Unopposed				156,910	80.37
Sawyer, John W.	D	8,833	69.93			38,316	19.63
Clennan, Michael G.	D	3,798	30.07				
	<i>Total Party Votes:</i>	<i>12,631</i>					
	<i>Total District Votes:</i>	<i>12,631</i>				<i>195,226</i>	
<hr/>							
<b>DISTRICT 20</b>							
Gonzalez, Henry B.	D	Unopposed				88,190	63.72
Walker, James	R	6,274	39.42	3,432	56.44	47,616	34.40
Shull, John	R	4,872	30.61	2,649	43.56		
Colyer, Kirk K.	R	4,771	29.97				
	<i>Total Party Votes:</i>	<i>15,917</i>		<i>6,081</i>			
De Pena, Alejandro (Alex)	LBT					2,156	1.56
Felps, Lyndon	NL					447	.32
	<i>Total District Votes:</i>	<i>15,917</i>		<i>6,081</i>		<i>138,409</i>	
<hr/>							
<b>DISTRICT 21</b>							
Smith, Lamar	R	Unopposed				205,830	76.43
Wharton, Gordon H.	D	Unopposed				60,338	22.40
Rutenbeck, Randy	NL					3,139	1.16
	<i>Total District Votes:</i>					<i>269,307</i>	
<hr/>							
<b>DISTRICT 23</b>							
Bonilla, Henry	R	Unopposed				101,332	61.85
Jones, Charles P.	D	17,837	39.87	9,384	50.68	59,596	36.37
Sullivan, Joseph P. (Joe)	D	21,085	47.14	9,131	49.32		
Rindfuss, Allen	D	5,811	12.99				
	<i>Total Party Votes:</i>	<i>44,733</i>		<i>18,515</i>			
Caswell, Linda J.	NL					2,911	1.78
	<i>Total District Votes:</i>	<i>44,733</i>		<i>18,515</i>		<i>163,839</i>	
<hr/>							
<b>DISTRICT 27</b>							
Ortiz, Solomon P.	D	37,434	69.93			97,350	64.64
Berlanga, Mary Helen	D	16,097	30.07				
	<i>Total Party Votes:</i>	<i>53,531</i>					
Gardner, Joe	R	Unopposed				50,964	33.84
Richardson, Kevin G.	NL					2,286	1.52
	<i>Total District Votes:</i>	<i>53,531</i>				<i>150,600</i>	
<hr/>							
<b>DISTRICT 28</b>							
Tejeda, Frank	D	Unopposed				110,148	75.37
Cude, Mark L.	R	Unopposed				34,191	23.40
Finley, Clifford	NL					1,796	1.23
	<i>Total District Votes:</i>					<i>146,135</i>	
	<i>Total State Votes:</i>	<i>629,808</i>		<i>225,660</i>		<i>3,076,662</i>	



ELECTION TYPE:	PRIMARY		RUNOFF		GENERAL		
CANDIDATE NAME	PARTY	# OF VOTES	%	# OF VOTES	%	# OF VOTES	%

### TEXAS SPECIAL ELECTIONS

*November 5th*

*December 10th*

#### **DISTRICT 3**

Johnson, Sam	R	142,325	72.98		
Cole, Lee	D	47,654	24.43		
Davis, John	LBT	5,045	2.59		
Hebert, James P.	W	1	.00		
Johnson, Bernice	W	1	.00		
<b>Total District Votes:</b>		<b>195,026</b>			

#### **DISTRICT 5**

Sessions, Pete	R	80,196	53.07		
Pouland, John	D	70,922	46.93		
Christ, Jesus	W	1	.00		
<b>Total District Votes:</b>		<b>151,119</b>			

#### **DISTRICT 6**

Barton, Joe	R	160,800	77.12		
Richardson, Janet Carroll "Skeet"	I	26,713	12.81		
Anderson, Catherine A.	LBT	14,456	6.93		
Williams, Doug	UST	6,547	3.14		
<b>Total District Votes:</b>		<b>208,516</b>			

#### **DISTRICT 7**

Archer, Bill	R	152,024	81.37		
Siegmund, Al J.K.	D	28,187	15.09		
Hsiao, Gene	I	3,896	2.08		
Sims, Robert R. (Randy), Jr.	I	2,724	1.46		
<b>Total District Votes:</b>		<b>186,831</b>			

#### **DISTRICT 8**

Brady, Kevin	R	80,325	41.48	30,366	59.11
Fontenot, Gene	R	75,399	38.93	21,004	40.89
Newman, Cynthia (CJ)	D	26,246	13.55		
Musemeche, Robert	D	11,689	6.04		
<b>Total District Votes:</b>		<b>193,659</b>		<b>51,370</b>	

#### **DISTRICT 9**

Lampson, Nick	D	83,782	44.13	59,225	52.83
Stockman, Steve	R	88,171	46.44	52,870	47.16
Sam, Geraldine	D	17,887	9.42		
<b>Total District Votes:</b>		<b>189,840</b>		<b>112,095</b>	

#### **DISTRICT 18**

Lee, Sheila Jackson	D	106,111	77.07		
White, Larry	R	13,956	10.14		
Burley, Jerry	R	7,877	5.72		
Young, George A.	R	5,332	3.87		
Lamson, Mike	D	4,412	3.20		
<b>Total District Votes:</b>		<b>137,688</b>			

#### **DISTRICT 22**

DeLay, Tom	R	126,056	68.11		
Cunningham, Scott Douglas	D	59,030	31.89		
<b>Total District Votes:</b>		<b>185,086</b>			

ELECTION TYPE:	PRIMARY		RUNOFF		GENERAL		
CANDIDATE NAME	PARTY	# OF VOTES	%	# OF VOTES	%	# OF VOTES	%

**TEXAS SPECIAL ELECTIONS (Continued) November 5th**

*December 10th*

**DISTRICT 24**

Frost, Martin	D	77,847	55.75		
Harrison, Ed	R	54,551	39.07		
Jacob, Marion	D	4,656	3.33		
Mouton, Dale	I	2,574	1.84		
Frost, Martin	W	8	.00		
Hank, Fred	W	1	.00		

**Total District Votes: 139,637**

**DISTRICT 25**

Bentsen, Ken	D	43,701	34.04	29,396	57.32
McKenna, Dolly Madison	R	21,898	17.06	21,892	42.68
Clark, Beverley	D	21,699	16.90		
Perry, Brent	R	16,737	13.04		
Devine, John	R	9,070	7.06		
Sanchez, John M.	R	8,984	7.00		
Mathis, Ken G.	R	3,649	2.84		
Meinke, Ron (RC)	R	997	.78		
Oliver, Lloyd W.	R	827	.64		
Collins, Dotty Quinn	R	561	.44		
Freiwirth, Jerry	SWP	270	.21		

**Total District Votes: 128,393**

**51,288**

**DISTRICT 26**

Armey, Dick	R	163,708	73.63		
Frankel, Jerry	D	58,623	26.37		
Frost, Martin	W	2	.00		
Paul, Ron	W	2	.00		
Amrey, Dick	W	1	.00		
Anderson, Ray	W	1	.00		
Hollis, Chester	W	1	.00		
Marchant, Kenny	W	1	.00		
McCluky, Robert	W	1	.00		
Von Colberg, Erich	W	1	.00		
Wienstein, Loren	W	1	.00		

**Total District Votes: 222,342**

**DISTRICT 29**

Green, Gene	D	61,751	67.51		
Rodriguez, Jack	R	28,381	31.03		
Klinger, Jack W.	UST	1,340	1.46		

**Total District Votes: 91,472**

**DISTRICT 30**

Johnson, Eddie Bernice	D	61,723	54.59		
Hendry, John	R	20,664	18.28		
Sweatt, James L.	D	9,909	8.76		
Crenshaw, Marvin E.	D	7,765	6.87		
Kitterman, Lisa	R	7,761	6.86		
Hembry, Lisa	I	3,501	3.10		
Granado, Ada	I	1,278	1.13		
Hammond, Stevan A.	I	468	.41		
Hendry, John	W	1	.00		
Johnson, E.	W	1	.00		
Johnson, Edith B.	W	1	.00		

**Total District Votes: 113,072**

**Total Special Election Votes: 2,142,681**

**214,753**

ELECTION TYPE:	PRIMARY		RUNOFF		GENERAL		
CANDIDATE NAME	PARTY	# OF VOTES	%	# OF VOTES	%	# OF VOTES	%

For informational purposes, the following were the official results of the original primary and runoff election results, held under the original district boundaries, which were later invalidated by the federal court order.

**TEXAS (Continued)** *March 12th* *April 9th*

**DISTRICT 3**

Johnson, Sam D Unopposed

**DISTRICT 5**

Pouland, John D 20,150 63.64

Foster, Wm. A., III D 11,510 36.36

**Total Party Votes: 31,660**

Sessions, Pete R 11,464 58.12

Box, Glenn R 8,259 41.87

**Total Party Votes: 19,723**

**Total District Votes: 51,383**

**DISTRICT 6**

Richardson, Janet Carroll D 7,193 82.94

Jesmore, Terry D 1,480 17.06

**Total Party Votes: 8,673**

Barton, Joe R Unopposed

**Total District Votes: 8,673**

**DISTRICT 7**

Archer, Bill R Unopposed

**DISTRICT 8**

Newman, C.J. D 5,026 61.98

Musemeche, Robert W. D 3,083 38.02

**Total Party Votes: 8,109**

Brady, Kevin R 14,769 22.07 18,583 53.36

Fontenot, Gene R 24,204 36.16 16,244 46.64

Henderson, Don R 10,599 15.84

Thornberry, Fred D. R 9,786 14.62

Reinbeck, Betty R 4,800 7.17

New, Daniel D. R 2,772 4.14

**Total Party Votes: 66,930 34,827**

**Total District Votes: 75,039 34,827**

**DISTRICT 9**

Lampson, Nick D 32,161 68.97

Cherry, Jack D 6,741 14.46

Sam, Geraldine D 5,147 11.04

Bertrand, Rusty Isaac D 1,766 3.79

Safran, Mat D 815 1.75

**Total Party Votes: 46,630**

Stockman, Steve R Unopposed

**Total District Votes: 46,630**

**DISTRICT 18**

Lee, Sheila Jackson D Unopposed

White, Larry R Unopposed

**Total District Votes:**

ELECTION TYPE:	PRIMARY		RUNOFF		GENERAL		
CANDIDATE NAME	PARTY	# OF VOTES	%	# OF VOTES	%	# OF VOTES	%

**TEXAS (Continued)**

*March 12th*

*April 9th*

**DISTRICT 22**

Cunningham, Scott Douglas	D	Unopposed				
DeLay, Tom	R	41,874	80.01			
Pepper, Greg	R	10,464	19.99			
<i>Total Party Votes:</i>		<b>52,338</b>				
<i>Total District Votes:</i>		<b>52,338</b>				

**DISTRICT 24**

Frost, Martin	D	Unopposed				
Harrison, Ed	R	16,078	75.19			
Eudaly, Olivia Coggin	R	5,305	24.81			
<i>Total Party Votes:</i>		<b>21,383</b>				
<i>Total District Votes:</i>		<b>21,383</b>				

**DISTRICT 25**

Bentsen, Ken	D	Unopposed				
Perry, Brent	R	11,093	65.68			
Brock, Bill	R	5,796	34.32			
<i>Total Party Votes:</i>		<b>16,889</b>				
<i>Total District Votes:</i>		<b>16,889</b>				

**DISTRICT 26**

Frankel, Jerry	D	Unopposed				
Armey, Dick	R	Unopposed				
<i>Total District Votes:</i>						

**DISTRICT 29**

Green, Gene	D	13,352	63.48			
Fraga, Felix	D	7,680	36.52			
<i>Total Party Votes:</i>		<b>21,032</b>				
Rodriguez, Jack	R	Unopposed				
<i>Total District Votes:</i>		<b>21,032</b>				

**DISTRICT 30**

Johnson, Eddie Bernice	D	Unopposed				
Hendry, John	R	Unopposed				
<i>Total Votes:</i>		<b>284,694</b>		<b>34,827</b>		

**UTAH\***

*June 25th*

*November 5th*

**DISTRICT 1**

Hansen, James V.	R	*		150,126	68.31
Sanders, Gregory J.	D	*		65,866	29.97
Tolpinrud, Randall	NL			3,787	1.72
<i>Total District Votes:</i>				<b>219,779</b>	

**DISTRICT 2**

Cook, Merrill	R	18,507	51.75	129,963	54.99
Neilson, R. Todd	R	17,257	48.25		
Barker, Daniel Paul	R				
Bowen, Carlton E.	R				
Harmer, David J.	R				
Houston, John Charles	R				
Nixon, Carol	R				
Timmins, David Brighton	R				
<i>Total Party Votes:</i>		<b>35,764</b>			

ELECTION TYPE:		PRIMARY		RUNOFF		GENERAL	
CANDIDATE NAME	PARTY	# OF VOTES	%	# OF VOTES	%	# OF VOTES	%

**UTAH\* (Continued)**

*June 25th*

*November 5th*

Anderson, Ross C.	D	9,716	55.54			100,283	42.44
Atkinson, Kelly C.	D	7,778	44.46				
<i>Total Party Votes:</i>		<b>17,494</b>					
Pederson, Arly H.	IAP	*				3,070	1.30
Carter, Catherine	NL					2,981	1.26
Murtha, David J.	W					24	.01
Saulsberry, Charlie (Brown)	REF						
Gonzalez, Nelson	SWP						
Steffner, Dwight#	LBT	*					
<i>Total District Votes:</i>		<b>53,258</b>				<b>236,321</b>	
<hr/>							
<b>DISTRICT 3</b>							
Cannon, Christopher B.	R	27,738	55.57			106,220	51.14
Draschil, Tom	R	22,178	44.43				
Blosil, Bruce	R						
Hellewell, Parley G.	R						
Liechty, Jay	R						
Sandstrom, Steven Eric	R						
<i>Total Party Votes:</i>		<b>49,916</b>					
Orton, Bill	D	*				98,178	47.26
Lassen, Amy L.	LBT	*				2,341	1.13
Slothower, Gerald "Bear"	UN					706	.34
Langford, John Phillip	SWP					270	.13
<i>Total District Votes:</i>		<b>49,916</b>				<b>207,715</b>	
<i>Total State Votes:</i>		<b>103,174</b>				<b>663,815</b>	

\* A candidate who receives more than 70% of the party convention vote is the nominee. If no candidate achieves that majority, a primary election is held between the two candidates receiving the highest number of votes. Democratic convention: 5/11; Republican convention: 5/4; Independent American convention: 5/4, Libertarian convention 5/11. Natural Law, Reform and Socialist Workers party candidates were unopposed in seeking nominations. Convention nominees are noted with an asterisk. At the Democratic convention, the results for the Second District were: Anderson 340, Atkinson 383. At the Utah Republican convention, four ballots were cast. The results of each ballot are listed below.

<u>DISTRICT 2</u>	First Ballot	Second Ballot	Third Ballot	Fourth Ballot	<u>DISTRICT 3</u>	First Ballot	Second Ballot	Third Ballot	Fourth Ballot
BOWEN	24				BLOSIL	41			
COOK	158	168	189	221	CANNON	328	377	382	409
HARMER	152	164	181		DRASCHIL	250	280	272	259
HOUSTON	1				LIECHTY	66	35		
NEILSON	272	291	332	453	HELLEWELL	70	53	40	
NIXON	115	94			SANDSTROM	9			
TIMMINS	8								

# Steffner withdrew after the convention.

**VERMONT**

*September 10th*

*November 5th*

Sanders, Bernie	I					140,678	55.23
Sweetser, Susan W.	R	18,829	95.27			83,021	32.59
Scattered	W(R)	935	4.73				
<i>Total Party Votes:</i>		<b>19,764</b>					
Long, Jack	D	9,291	67.95			23,830	9.36
Sanders, Bernie	W(D)	4,037	29.52				
Sweetser, Susan W.	W(D)	203	1.48				
Scattered	W(D)	143	1.04				
<i>Total Party Votes:</i>		<b>13,674</b>					
Morse, Thomas J.	LBT					2,693	1.06
Diamondstone, Peter	LU	293	90.71			1,965	.77
Scattered	W(LU)	30	9.29				
<i>Total Party Votes:</i>		<b>323</b>					

ELECTION TYPE:	PRIMARY		RUNOFF		GENERAL		
CANDIDATE NAME	PARTY	# OF VOTES	%	# OF VOTES	%	# OF VOTES	%

**VERMONT (Continued)**

*September 10th*

*November 5th*

Melamede, Robert	GRT-VT					1,350	.53
Kushi, Norio	NL					812	.32
Scattered	W					357	.14
<i>Total State Votes:</i>						<i>33,761</i>	<i>254,706</i>

**VIRGINIA\***

*June 11th*

*November 5th*

**DISTRICT 1**

Bateman, Herbert H. "Herb"	R	49,548	79.68			165,574	99.01
Caprara, David L.	R	12,636	20.32				
<i>Total Party Votes:</i>		<i>62,184</i>	<i>*</i>				
Axom, Russell#	D						
Scattered	W					1,661	.99
<i>Total District Votes:</i>		<i>62,184</i>				<i>167,235</i>	

# Axom withdrew after the convention.

**DISTRICT 2**

Pickett, Owen B.	D		*			106,215	64.77
Tate, John F.	R		*			57,586	35.11
Scattered	W					195	.12
<i>Total District Votes:</i>						<i>163,996</i>	

**DISTRICT 3**

Scott, Robert C. "Bobby"	D		*			118,603	82.12
Holland, Elsie Goodwyn	R		*			25,781	17.85
Scattered	W					34	.02
<i>Total District Votes:</i>						<i>144,418</i>	

**DISTRICT 4**

Sisisky, Norman	D		*			160,100	78.61
Zevgolis, Anthony J. "Tony"	R		*			43,516	21.37
Scattered	W					50	.02
<i>Total District Votes:</i>						<i>203,666</i>	

**DISTRICT 5**

Goode, Virgil H., Jr.	D		*			120,323	60.79
Powell, Edwin W.	D						
Landrith, George C., III	R		*			70,869	35.81
Ruff, Frank	R						
Wood, George R. "Tex"	VR					6,627	3.35
Scattered	W					104	.05
<i>Total District Votes:</i>						<i>197,923</i>	

**DISTRICT 6**

Goodlatte, Robert W. "Bob"	R		*			133,576	67.00
Grey, Jeffrey W.	D		*			61,485	30.84
Rutledge, Jay P.	I					4,229	2.12
Scattered	W					71	.04
<i>Total District Votes:</i>						<i>199,361</i>	

**DISTRICT 7**

Bliley, Thomas J. "Tom," Jr.	R		*			189,644	75.10
Slayton, Roderic H.	D		*			51,206	20.28
Evans, Bradley E.	I					11,527	4.56
Scattered	W					128	.05
<i>Total District Votes:</i>						<i>252,505</i>	

ELECTION TYPE:	PRIMARY		RUNOFF		GENERAL		
CANDIDATE NAME	PARTY	# OF VOTES	%	# OF VOTES	%	# OF VOTES	%

**VIRGINIA\* (Continued)**

*June 11th*

*November 5th*

**DISTRICT 8**

Moran, James P., Jr.	D		*			152,334	66.40
Otey, John E.	R		*			64,562	28.14
Edmonds, R. Ward	VR					6,243	2.72
Grosswald, Sarina J.	I					5,239	2.28
Severance, Charles Stanard	I					740	.32
Scattered	W					303	.13
<b>Total District Votes:</b>						<b>229,421</b>	

**DISTRICT 9**

Boucher, Frederick C. "Rick"	D		*			122,908	65.00
Muldoon, Patrick C.	R		*			58,055	30.70
Roberts, Thomas I. "Tom"	VR					8,080	4.27
Scattered	W					34	.02
<b>Total District Votes:</b>						<b>189,077</b>	

**DISTRICT 10**

Wolf, Frank R.	R		*			169,266	72.02
Weinberg, Robert L. "Bob"	D		*			59,145	25.17
Reams, Gary A.	I					6,500	2.76
Scattered	W					102	.04
<b>Total District Votes:</b>						<b>235,013</b>	

**DISTRICT 11**

Davis, Thomas M., III	R		*			138,758	64.10
Horton, Thomas J. "Tom"	D		*			74,701	34.51
Levy, C.W. "Levi"	I					2,842	1.31
Scattered	W					181	.08
<b>Total District Votes:</b>						<b>216,482</b>	

**Total State Votes: 62,184 2,199,097**

\* Parties may choose to nominate by convention or primary election. Convention nominees are noted with an asterisk. Dates of the conventions for each congressional district, if applicable, were:

1st: Democratic 5/11	7th: Democratic 5/11, Republican 5/11
2nd: Republican 5/18	8th: Democratic 5/18, Republican 5/11
3rd: Republican 5/18	9th: Democratic 5/11, Republican 5/11
4th: Republican 5/18	10th: Democratic 5/18
5th: Democratic 5/11, Republican 5/18	11th: Democratic 5/18, Republican 6/08
6th: Democratic 5/11, Republican 5/18	

**VIRGIN ISLANDS**

*September 10th*

*November 5th*

*November 19th\**

Christian-Green, Donna	D	4,310	54.74	11,299	38.28	12,451	51.55
Hendricks, Olaf	D	3,534	44.89				
Scattered	W(D)	29	.37				
<b>Total Party Votes:</b>		<b>7,873</b>					
Frazer, Victor	I			10,106	34.24	11,704	48.45
Mapp, Kenneth E.	R	360	67.67	8,063	27.31		
Williams, Hernando Ike	R	168	31.58				
Scattered	W(R)	4	.75				
<b>Total Party Votes:</b>		<b>532</b>					
Scattered	W			51	.17		
<b>Total Votes:</b>		<b>8,405</b>		<b>29,519</b>		<b>24,155</b>	

\* A runoff election was held on November 19th between the top two vote-getters in the November 5th general election.

## ELECTION TYPE:

## PRIMARY

## RUNOFF

## GENERAL

CANDIDATE NAME	PARTY	# OF VOTES	%	# OF VOTES	%	# OF VOTES	%
----------------	-------	------------	---	------------	---	------------	---

## WASHINGTON\*

September 17th

November 5th

**DISTRICT 1**

White, Rick	R	67,241	50.03			141,948	53.74
Coopersmith, Jeff	D	35,006	26.04			122,187	46.26
Stuart, Don	D	32,154	23.92				
<b>Total District Votes:</b>		<b>134,401</b>				<b>264,135</b>	

**DISTRICT 2**

Metcalf, Jack	R	67,603	52.15			124,655	48.51
Quigley, Kevin	D	30,635	23.63			122,728	47.76
Bowen, Joe	D	14,267	11.01				
Weinzierl, Ann C.	D	10,630	8.20				
Asmus, Paul D.	D	4,253	3.28				
Leibrant, Karen	NL	2,234	1.72			9,561	3.72
<b>Total District Votes:</b>		<b>129,622</b>				<b>256,944</b>	

**DISTRICT 3**

Smith, Linda	R	69,291	52.36			123,117	50.18
Baird, Brian	D	62,778	45.53			122,230	49.82
<b>Total District Votes:</b>		<b>132,069</b>				<b>245,347</b>	

**DISTRICT 4**

Hastings, Doc	R	65,939	55.01			108,647	52.96
Locke, Rick	D	33,987	28.35			96,502	47.04
Walkenhauer, Joe	D	11,704	9.76				
Phipps, Glenn	D	8,238	6.87				
<b>Total District Votes:</b>		<b>119,868</b>				<b>205,149</b>	

**DISTRICT 5**

Nethercutt, George R., Jr.	R	61,893	50.77			131,618	55.58
Olson, Judy	D	30,666	25.15			105,166	44.41
Kaun, Susan	D	16,317	13.38				
McCloskey, Don	D	13,039	10.70				
<b>Total District Votes:</b>		<b>121,915</b>				<b>236,784</b>	

**DISTRICT 6**

Dicks, Norm	D	94,755	66.67			155,467	65.90
Tinsley, Bill	R	14,603	10.28			71,337	30.24
Lund, Ken	R	11,159	7.85				
Meyer, Richard "Dick"	R	8,299	5.84				
Whitaker, Steve	R	5,980	4.21				
Crawford, Charles	R	2,357	1.66				
Haley, Ted	I	2,892	2.03			5,561	2.36
Huddleston, Michael	NL	2,074	1.46			3,545	1.50
<b>Total District Votes:</b>		<b>142,119</b>				<b>235,910</b>	

**DISTRICT 7**

McDermott, Jim	D	106,613	78.54			209,753	80.96
Kleschen, Frank	R	29,138	21.46			49,341	19.04
<b>Total District Votes:</b>		<b>135,751</b>				<b>259,094</b>	

**DISTRICT 8**

Dunn, Jennifer	R	86,662	64.86			170,691	65.39
Little, Dave	D	46,961	35.14			90,340	34.61
<b>Total District Votes:</b>		<b>133,623</b>				<b>261,031</b>	



ELECTION TYPE:	PRIMARY		RUNOFF		GENERAL		
CANDIDATE NAME	PARTY	# OF VOTES	%	# OF VOTES	%	# OF VOTES	%

**WASHINGTON (Continued)**

*September 17th*

*November 5th*

**DISTRICT 9**

Smith, Adam	D	56,668	49.03			105,236	50.14
Tate, Randy	R	55,462	47.98			99,199	47.27
Gruenstein, David	NL	3,450	2.98			5,432	2.59
<b>Total District Votes:</b>		<b>115,580</b>				<b>209,867</b>	
<b>Total State Votes:</b>		<b>1,164,948</b>				<b>2,174,261</b>	

\* Washington is a blanket primary state. All candidates, regardless of party affiliation, are listed on one ballot. All voters are presented with the same ballot to use in voting.

**WEST VIRGINIA**

*May 14th*

*November 5th*

**DISTRICT 1**

Mollohan Alan B.	D	92,260	100.00			171,334	100.00
<b>Total Party Votes:</b>		<b>92,260</b>					
<b>Total District Votes:</b>		<b>92,260</b>				<b>171,334</b>	

**DISTRICT 2**

Wise, Bob	D	81,340	85.53			141,551	68.89
Swint, Howard	D	13,762	14.47				
<b>Total Party Votes:</b>		<b>95,102</b>					
Morris, Greg	R	37,529	100.00			63,933	31.11
<b>Total Party Votes:</b>		<b>37,529</b>					
<b>Total District Votes:</b>		<b>132,631</b>				<b>205,484</b>	

**DISTRICT 3**

Rahall, Nick Joe, II	D	99,251	100.00			145,550	100.00
<b>Total Party Votes:</b>		<b>99,251</b>					
Lord, Sharon*	R	17,686	100.00				
<b>Total Party Votes:</b>		<b>17,686</b>					
<b>Total District Votes:</b>		<b>116,937</b>				<b>145,550</b>	
<b>Total State Votes:</b>		<b>341,828</b>				<b>522,368</b>	

\* Lord withdrew after the primary election.

**WISCONSIN**

*September 10th*

*November 5th*

**DISTRICT 1**

Neumann, Mark W.	R	18,797	100.00			118,408	50.86
<b>Total Party Votes:</b>		<b>18,797</b>					
Spottswood, Lydia C.	D	16,945	45.68			114,148	49.03
La Follette, Douglas	D	13,594	36.64				
Thomas, Jeffrey C.	D	4,691	12.64				
Maiers, Jerry	D	1,867	5.03				
<b>Total Party Votes:</b>		<b>37,097</b>					
Scattered	W	163	.29*			245	.10
<b>Total District Votes:</b>		<b>56,057</b>				<b>232,801</b>	

ELECTION TYPE:	PRIMARY		RUNOFF		GENERAL		
CANDIDATE NAME	PARTY	# OF VOTES	%	# OF VOTES	%	# OF VOTES	%

**WISCONSIN (Continued)**

*September 10th*

*November 5th*

**DISTRICT 2**

Klug, Scott L.	R	26,750	100.00			154,557	57.38
<i>Total Party Votes:</i>		<b>26,750</b>					
Soglin, Paul R.	D	25,439	79.46			110,467	41.01
O'Brien, Patrick J.	D	6,576	20.54				
<i>Total Party Votes:</i>		<b>32,015</b>					
Masel, Ben	LBT	165	100.00			4,226	1.57
<i>Total Party Votes:</i>		<b>165</b>					
Scattered	W	66	.11*			124	.05
<i>Total District Votes:</i>		<b>58,996</b>				<b>269,374</b>	

**DISTRICT 3**

Kind, Ron	D	13,685	46.01			121,967	51.98
Rasch, Lee	D	8,582	28.85				
Bakken, Tim	D	5,370	18.06				
Weinhold, Mark	D	1,108	3.72				
Monahan, Joe	D	996	3.35				
<i>Total Party Votes:</i>		<b>29,741</b>					
Harsdorf, James E.	R	27,993	90.40			112,146	47.79
Holley, Myron	R	2,974	9.60				
<i>Total Party Votes:</i>		<b>30,967</b>					
Scattered	W	536	.88*			537	.23
<i>Total District Votes:</i>		<b>61,244</b>				<b>234,650</b>	

**DISTRICT 4**

Kleccka, Jerry	D	30,199	85.89			134,470	57.64
Blenski, Roman R.	D	4,962	14.11				
<i>Total Party Votes:</i>		<b>35,161</b>					
Reynolds, Tom	R	17,892	59.04			98,438	42.20
Davis, Mac	R	11,676	38.52				
Wetzel, Gary G.	R	739	2.44				
<i>Total Party Votes:</i>		<b>30,307</b>					
Scattered	W	203	.31*			376	.16
<i>Total District Votes:</i>		<b>65,671</b>				<b>233,284</b>	

**DISTRICT 5**

Barrett, Tom	D	26,194	100.00			141,179	73.31
<i>Total Party Votes:</i>		<b>26,194</b>					
Melotik, Paul D.	R	5,106	100.00			47,384	24.61
<i>Total Party Votes:</i>		<b>5,106</b>					
Soderna, James D.	UST	136	100.00			3,696	1.92
<i>Total Party Votes:</i>		<b>136</b>					
Scattered	W	261	.82*			310	.16
<i>Total District Votes:</i>		<b>31,697</b>				<b>192,569</b>	

**DISTRICT 6**

Petri, Thomas E.	R	33,271	100.00			169,213	73.02
<i>Total Party Votes:</i>		<b>33,271</b>					
Lindskoog, Al	D	11,218	100.00			55,377	23.90
<i>Total Party Votes:</i>		<b>11,218</b>					
Dean, James	LBT	119	100.00			4,494	1.94
<i>Total Party Votes:</i>		<b>119</b>					
Farness, Timothy	UST	126	100.00			2,532	1.09
<i>Total Party Votes:</i>		<b>126</b>					
Scattered	W	101	.22*			103	.04
<i>Total District Votes:</i>		<b>44,835</b>				<b>231,719</b>	

ELECTION TYPE:	PRIMARY		RUNOFF		GENERAL		
CANDIDATE NAME	PARTY	# OF VOTES	%	# OF VOTES	%	# OF VOTES	%

**WISCONSIN (Continued)**

*September 10th*

*November 5th*

**DISTRICT 7**

Obey, David R.	D	30,610	100.00			137,428	57.05
<i>Total Party Votes:</i>		<b>30,610</b>					
West, Scott	R	14,448	41.31			103,365	42.91
Zien, Dave	R	12,441	35.57				
Schlomann, Don	R	4,836	13.83				
Wenzel, Charles R.	R	3,248	9.29				
<i>Total Party Votes:</i>		<b>34,973</b>					
Scattered	W	117	.18*			105	.04
<i>Total District Votes:</i>		<b>65,700</b>				<b>240,898</b>	

**DISTRICT 8**

Johnson, Jay	D	18,293	59.06			129,551	52.00
Gruszynski, Stan	D	12,681	40.94				
<i>Total Party Votes:</i>		<b>30,974</b>					
Prosser, David	R	29,679	57.62			119,398	47.92
Dettman, Chuck	R	21,832	42.38				
<i>Total Party Votes:</i>		<b>51,511</b>					
Scattered	W	119	.14*			208	.08
<i>Total District Votes:</i>		<b>82,604</b>				<b>249,157</b>	

**DISTRICT 9**

Sensenbrenner, F. James, Jr.	R	38,399	100.00			197,910	74.44
<i>Total Party Votes:</i>		<b>38,399</b>					
Brenholt, Floyd	D	5,368	100.00			67,740	25.48
<i>Total Party Votes:</i>		<b>5,368</b>					
Scattered	W	154	.34*			225	.08
<i>Total District Votes:</i>		<b>43,921</b>				<b>265,875</b>	
<i>Total State Votes:</i>		<b>510,725</b>				<b>2,150,327</b>	

\* Percentage of vote for write-ins in the primary election is based on the Total District Vote figure.

**WYOMING**

*August 20th*

*November 5th*

Cubin, Barbara	R	66,235	100.00			116,004	55.24
<i>Total Party Votes:</i>		<b>66,235</b>					
Maxfield, Pete	D	26,379	72.31			85,724	40.82
Christie, V. Worth	D	10,103	27.69				
<i>Total Party Votes:</i>		<b>36,482</b>					
Dawson, Dave	LBT					8,255	3.93
<i>Total State Votes:</i>		<b>102,717</b>				<b>209,983</b>	

## A GUIDE TO PARTY LABELS

The following is a list of the abbreviations used in this publication to identify the party labels that appeared on the various state ballots for the Presidential, Senate and House candidates in the 1996 primary and general elections. The designation of a party label by a candidate may vary from state to state due to differences in state law. The party label listed may not necessarily represent a political party organization.

ACP	A Connecticut Party	PFP	Peace and Freedom Party
AF	America First	PPD	Popular Democratic Party
AIP	American Independent Party	PRI	Puerto Rican Independence Party
AKI	Alaskan Independence Party	R	Republican Party
AM	American Party	REF	Reform Party
AMC	American Constitution Party	RES	Resource Party
AMS	Americans	RP	Running on Principles
ATX	U.S. Taxpayers Party of Arkansas	RTL	Right to Life Party
C	Conservative Party	SAR	Socialist Party of Arkansas
CNC	Concerned Citizens Party	SAV	Save Medicare
CNJ	New Jersey Conservative Party	SEP	Socialist Equality Party
CP	Colorado Prohibition Party	SOC	Socialist Party, USA
CST	Constitutional Party	SWC	Socialist Workers Campaign
D	Democratic Party	SWP	Socialist Workers Party
DC	D.C. Statehood Party	TLL	Truth, Life, Liberty
DFL	Democrat/Farmer/Labor Party	TXP	Taxpayers Party
FNP	Future Now Party	U	Unenrolled
FRE	Freedom Party	UIP	Unaffiliated Independent Party
FWC	Francis Worley Congress	UM	Umoja Party
GCN	Green Coalition	UN	Unaffiliated
GMN	Green Party Minnesota	USA	Undaunted Stalwart Alliance
GRA	Green Party of Arkansas	UST	U.S. Taxpayers Party
GRC	Green Party of Colorado	VR	Virginia Reform Party
GRN	Green Party	VTX	Virginia Taxpayers Party
GRT	Grassroots Party	W	Write-In
GRT-VT	Grassroots Party of Vermont	WC	Working Class
I	Independent	WTP	We the People
IAP	Independent American Party	WW	Workers World Party
IDP	Independence Party		
IGR	Independent Grassroots		
IPC	Independent Peoples Coalition		
JPR	Jobs, Property Rights		
L	Liberal Party		
LB	Looking Back Party		
LBT	Libertarian Party		
LBT-I	Libertarian Party of Iowa		
LEC	Liberty, Ecology, Community		
LU	Liberty Union Party		
MTX	Mississippi Taxpayers Party		
N	Nonpartisan		
NJI	New Jersey Independents		
NL	Natural Law Party		
NP	Nominated by Petition		
NPA	No Party Affiliation		
NPP	New Progressive Party		
NTX	New Hampshire Taxpayers Party		
O	Other		
P	Prohibition		
PAC	Pacific		
PAT	Patriot Party		
PC	Politicians are Crooks		
PF	Protecting Freedom		





**ADDENDUM to FEDERAL ELECTIONS 96**  
**OCTOBER 1997**

**OFFICIAL GENERAL ELECTION RESULTS  
FOR UNITED STATES PRESIDENT  
(Page 20)**

**INDIANA**

Dole, Bob	R	1,006,693	47.13
Clinton, Bill	D	887,424	41.55
Perot, Ross	REF	224,299	10.50
Browne, Harry	LBT	15,632	.73
Nader, Ralph	W	1,121	.05
Phillips, Howard	W	453	.02
Hagelin, John	W	120	.00
Hollis, Mary Cal	W	60	.00
Collins, Charles E.	W	22	.00
Birchler, David H.	W	18	.00
<i>Total Votes:</i>		<b>2,135,842</b>	





ADDENDUM to FEDERAL ELECTIONS 96  
OCTOBER 1997

OFFICIAL PRIMARY ELECTION RESULTS  
FOR UNITED STATES PRESIDENT  
(Page 36)

INDIANA

Primary Election: May 7, 1996

Clinton, Bill	D	329,462	100.00
<i>Total Party Votes:</i>		<b>329,462</b>	
Dole, Bob	R	365,568	70.78
Buchanan, Patrick J.	R	100,166	19.39
Forbes, Steve	R	50,780	9.83
<i>Total Party Votes:</i>		<b>516,514</b>	
<i>Total State Votes:</i>		<b>845,976</b>	







**ADDENDUM to FEDERAL ELECTIONS 96**  
**OCTOBER 1997**

<b>OFFICIAL ELECTION RESULTS</b> <b>FOR UNITED STATES HOUSE OF REPRESENTATIVES</b> (Pages 101-104)
--

<b>INDIANA</b>		<i>May 7th</i>		<i>November 5th</i>	
<i>DISTRICT 1</i>					
Visclosky, Peter J.	D	43,140	84.00	133,553	69.16
Langmesser, Daniel C.	D	8,216	16.00		
	<i>Total Party Votes:</i>	<b>51,356</b>			
Petyo, Michael Edward	R	16,375	100.00	56,418	29.22
	<i>Total Party Votes:</i>	<b>16,375</b>			
Crass, Michael	LBT			3,142	1.63
	<i>Total District Votes:</i>	<b>67,731</b>		<b>193,113</b>	
<hr/>					
<i>DISTRICT 2</i>					
McIntosh, David M.	R	52,812	84.86	123,113	57.83
Lunsford, Gregory "Greg"	R	9,418	15.13		
	<i>Total Party Votes:</i>	<b>62,230</b>			
Carmichael, R. Marc	D	28,179	69.90	85,105	39.98
Findling, Mark A.	D	6,315	15.66		
Holland, George Thomas	D	5,821	14.44		
	<i>Total Party Votes:</i>	<b>40,315</b>			
Zimmerman, Paul E.	LBT			4,665	2.19
	<i>Total District Votes:</i>	<b>102,545</b>		<b>212,883</b>	
<hr/>					
<i>DISTRICT 3</i>					
Roemer, Tim	D	27,812	100.00	114,288	57.92
	<i>Total Party Votes:</i>	<b>27,812</b>			
Zakas, Joe	R	11,872	29.40	80,699	40.90
Holtz, Daniel A.	R	10,727	26.56		
Burkett, Richard K. "Rich"	R	10,106	25.02		
Haygood, Brian K.	R	3,227	7.99		
Allamong, J. Bradley	R	2,829	7.00		
Noell, H. Theodore	R	1,624	4.02		
	<i>Total Party Votes:</i>	<b>40,385</b>			
Taylor, Bernie	LBT			2,325	1.18
	<i>Total District Votes:</i>	<b>68,197</b>		<b>197,312</b>	
<hr/>					
<i>DISTRICT 4</i>					
Souder, Mark Edward	R	44,853	81.59	121,344	58.37
Marx, Phillip D.	R	10,118	18.41		
	<i>Total Party Votes:</i>	<b>54,971</b>			
Houseman, Gerald L.	D	10,616	55.41	81,740	39.32
Jackson, Gregg L.	D	5,897	30.78		
Roach, David Christopher	D	2,647	13.82		
	<i>Total Party Votes:</i>	<b>19,160</b>			
Bisson, Ken	LBT			4,796	2.31
	<i>Total District Votes:</i>	<b>74,131</b>		<b>207,880</b>	

# INDIANA (Continued)

May 7th

November 5th

## DISTRICT 5

Buyer, Steve	R	56,852	100.00	133,627	61.86
<i>Total Party Votes:</i>		56,852			
Clark, Douglas L.	D	17,110	73.36	77,128	35.71
Salisbury, Hugh P.	D	6,213	26.64		
<i>Total Party Votes:</i>		23,323			
Lehman, Tom	LBT			5,253	2.43
<i>Total District Votes:</i>		80,175		216,008	

## DISTRICT 6

Burton, Dan	R	77,069	100.00	194,224	75.02
<i>Total Party Votes:</i>		77,069			
Dillard-Trammell, Carrie Jean	D	6,470	44.24	59,661	23.04
Nelson, Kent Steven	D	5,441	37.20		
Nagarajan, Ramakishnan	D	2,715	18.56		
<i>Total Party Votes:</i>		14,626			
Peterson, Fred	LBT			5,003	1.93
<i>Total District Votes:</i>		91,695		258,888	

## DISTRICT 7

Pease, Edward A.	R	22,055	29.72	130,010	61.96
Meyers, John	R	12,487	16.83		
Thompson, Richard "Dick"	R	10,792	14.54		
Pool, Dan L.	R	8,157	10.99		
Willing, Katherine "Kathy"	R	6,724	9.06		
Ross, Peter	R	5,020	6.76		
Smith, John Lee	R	3,732	5.03		
Baldwin, Jeffrey K. "Jeff"	R	2,266	3.05		
Duncan, Anthony W. "Tony"	R	1,014	1.37		
Reynolds, Jack	R	686	.92		
Riggen, Martin K.	R	422	.57		
Gluck, Edward J. "Ed"	R	259	.35		
Timm, John W.	R	246	.33		
Stwalley, Russell H.	R	197	.26		
Roberts, Michael Ward	R	138	.18		
<i>Total Party Votes:</i>		74,195			
Hellmann, Robert F.	D	21,325	61.35	72,705	34.65
Thompson, William F.	D	7,750	22.30		
Riley, John William, Jr.	D	4,403	12.67		
Keuthan, Fred B. "KC"	D	1,279	3.68		
<i>Total Party Votes:</i>		34,757			
Bourland, Barbara	LBT			7,125	3.40
<i>Total District Votes:</i>		108,952		209,840	

# INDIANA (Continued)

May 7th

November 5th

## DISTRICT 8

Hostettler, John N.	R	38,807	81.97	109,860	49.97
McCamish, Michael Allen	R	8,537	18.03		
<i>Total Party Votes:</i>		<b>47,344</b>			
Weinzapfel, Jonathan	D	19,376	40.67	106,201	48.30
McConnell, Richard L.	D	18,342	38.50		
Southwood, Noah Jay	D	2,624	5.51		
Enoch's, Franklin Delano Roosevelt	D	2,498	5.24		
Hillenburg, Samuel Wayne	D	2,197	4.61		
Smith, John Lawrence "L"	D	2,016	4.23		
Spelbring, Ralph	D	587	1.23		
<i>Total Party Votes:</i>		<b>47,640</b>			
Hager, Paul	LBT			3,803	1.73
<i>Total District Votes:</i>		<b>94,984</b>		<b>219,864</b>	

## DISTRICT 9

Hamilton, Lee H.	D	52,737	86.23	128,123	56.47
Finke, E. Joe	D	8,419	13.77		
<i>Total Party Votes:</i>		<b>61,156</b>			
Leising, Jean	R	27,740	81.00	96,442	42.51
Hall, Jesse R.	R	6,506	19.00		
<i>Total Party Votes:</i>		<b>34,246</b>			
Feeney, Diane	LBT			2,307	1.02
<i>Total District Votes:</i>		<b>95,402</b>		<b>226,872</b>	

## DISTRICT 10

Carson, Julia M.	D	17,950	48.82	85,965	52.94
Delaney, Ann M.	D	11,310	30.76		
Adande, Jocelyn-Tandy	D	3,747	10.19		
Ajabu, Mmoja	D	1,492	4.06		
Henderson, Charles F., Sr.	D	784	2.13		
Turner, Joe L.	D	611	1.66		
Jontz, Gale P.	D	441	1.20		
Ray, F. Perry	D	227	.62		
Kern, Bobby S. Hildago	D	209	.57		
<i>Total Party Votes:</i>		<b>36,771</b>			
Blankenbaker, Virginia	R	17,837	50.59	72,796	44.83
Scott, Marvin B.	R	14,133	40.09		
Beck, Sherry M.	R	1,912	5.42		
Charter, Catherine Ann	R	1,374	3.90		
<i>Total Party Votes:</i>		<b>35,256</b>			
St. Angelo, Kurt	LBT			3,605	2.22
Glatz, Michael F.	W			7	.00
<i>Total District Votes:</i>		<b>72,027</b>		<b>162,373</b>	
<i>Total State Votes:</i>		<b>855,839</b>		<b>2,105,033</b>	





## ADDENDUM to FEDERAL ELECTIONS 96

OCTOBER 1997

<b>ERRATA</b>
---------------

**COLORADO**--Insert at the bottom of page 89:

**DISTRICT 3**

McInnis, Scott	R	31,148	100.00	183,523	68.87
<i>Total Party Votes:</i>		<b>31,148</b>			
Gurule, Albert L.	D	20,411	100.00	82,953	31.13
<i>Total Party Votes:</i>		<b>20,411</b>			
<i>Total District Votes:</i>		<b>51,559</b>		<b>266,476</b>	

---

- **AZ/06:** The general election "Total District Votes" figure is **255,287**. Therefore, the "Total State Votes" for Arizona is **1,356,446**.
- **IL/01:** Rush is the correct spelling of the winner's name.
- **OH/02:** The percentage of votes for Chandler in the general election is **22.63**, rather than 43.36.
- **SC/01:** The correct general election percentages are **Sanford, 96.36; Innella, 3.55; Scattered, .08**.
- **TX/11:** The correct general election percentages are **Edwards, 56.83; Mathis, 42.37; Hardin, .79**.

Note: In New Jersey, the party labels for Independent candidates were also included on ballots.



1996 GENERAL ELECTION VOTES CAST FOR PRESIDENT, SENATE, HOUSE

(Updated 10/97)

State	Presidential Vote	Senate Vote	House Vote
AL	1,534,349	1,499,393	1,468,693
AK	241,620	231,916	233,700
AS			11,192
AZ	1,404,405		1,356,446
AR	884,262	846,183	863,318
CA	10,019,484		9,481,525
CO	1,510,704	1,469,611	1,461,249
CT	1,392,614		1,294,335
DE	270,845	275,591	266,825
DC	185,726		149,998
FL	5,303,794		4,692,028
GA	2,299,071	2,259,232	2,163,186
GU			34,395
HI	360,120		353,169
ID	491,719	497,233	494,026
IL	4,311,391	4,250,722	4,127,606
IN	2,135,842		2,105,033
IA	1,234,075	1,224,054	1,200,758
KS	1,074,300	2,117,016	1,048,878
KY	1,388,708	1,307,046	1,238,177
LA	1,783,959	1,700,102	475,153
ME	605,897	606,777	599,800
MD	1,780,870		1,639,245
MA	2,556,786	2,555,886	2,409,305
MI	3,848,844	3,762,575	3,699,567
MN	2,192,640	2,183,062	2,141,375
MS	893,857	878,662	904,151
MO	2,158,065		2,325,599
MT	407,261	407,490	404,426
NE	677,415	676,789	661,644
NV	464,279		449,785
NH	499,175	492,598	491,323
NJ	3,075,807	2,884,106	2,823,159
NM	556,074	551,821	548,355
NY	6,316,129		5,551,053
NC	2,515,807	2,556,456	2,513,549
ND	266,411		263,010
OH	4,534,434		4,388,395
OK	1,206,713	1,183,150	1,180,144
OR	1,377,760	1,360,230	1,335,061
PA	4,506,118		4,316,403
PR			1,956,378
RI	390,284	363,378	359,750
SC	1,151,689	1,161,372	1,057,384
SD	323,826	324,487	323,203
TN	1,894,105	1,778,664	1,783,543
TX	5,611,644	5,527,441	5,434,096
UT	665,629		663,815
VT	258,449		254,706
VA	2,416,642	2,354,715	2,199,097
VI			53,674
WA	2,253,837		2,174,261
WV	636,459	595,614	522,368
WI	2,196,169		2,150,327
WY	211,571	211,077	209,983
<b>Total:</b>	<b>96,277,634</b>	<b>50,094,449</b>	<b>92,307,624</b>



**1996 PRIMARY AND GENERAL ELECTION VOTES CAST FOR U.S. CONGRESS**

(Updated 10/97)

State	Primary Senate Vote	General Senate Vote	Primary House Vote	General House Vote
AL	898,562	1,499,393	315,174	1,468,693
AK	120,677	231,916	120,601	233,700
AS			11,394	11,192
AZ			368,185	1,356,446
AR	548,561	846,183	296,325	863,318
CA			4,499,424	9,481,525
CO	334,461	1,469,611	305,679	1,461,249
CT			14,910	1,294,335
DE	22,662	275,591	22,779	266,825
DC			21,073	149,998
FL			663,601	4,692,028
GA	1,285,152	2,259,232	866,270	2,163,186
GU				34,395
HI			248,060	353,169
ID	141,368	497,233	150,696	494,026
IL	1,583,406	4,250,722	1,375,248	4,127,606
IN			855,839	2,105,033
IA	264,817	1,224,054	236,611	1,200,758
KS	948,782	2,117,016	437,693	1,048,878
KY	367,980	1,307,046	124,927	1,238,177
LA	1,228,559	1,700,102	660,490	475,153
ME	181,380	606,777	160,999	599,800
MD			515,381	1,639,245
MA	297,927	2,555,886	305,811	2,409,305
MI	1,088,749	3,762,575	972,063	3,699,567
MN	425,791	2,183,062	380,575	2,141,375
MS	226,394	878,662	289,991	904,151
MO			698,289	2,325,599
MT	198,656	407,490	200,115	404,426
NE	277,583	676,789	227,980	661,644
NV			168,575	449,785
NH	150,804	492,598	157,217	491,323
NJ	435,328	2,884,106	441,913	2,823,159
NM	191,027	551,821	180,382	548,355
NY			178,986	5,551,053
NC	588,963	2,556,456	238,861	2,513,549
ND			96,106	263,010
OH			1,531,883	4,388,395
OK	493,265	1,183,150	233,040	1,180,144
OR	592,468	1,360,230	504,926	1,335,061
PA			1,297,330	4,316,403
PR				1,956,378
RI	83,864	363,378	83,305	359,750
SC	383,797	1,161,372	70,947	1,057,384
SD		324,487	110,861	323,203
TN	529,918	1,778,664	606,954	1,783,543
TX	2,358,720	5,527,441	855,468	5,434,096
UT			103,174	663,815
VT			33,761	254,706
VA	493,535	2,354,715	62,184	2,199,097
VI			8,405	53,674
WA			1,164,948	2,174,261
WV	407,386	595,614	341,828	522,368
WI			510,725	2,150,327
WY	120,992	211,077	102,717	209,983
<b>Total:</b>	<b>17,271,534</b>	<b>50,094,449</b>	<b>24,430,679</b>	<b>92,307,624</b>

**1996 POPULAR VOTE SUMMARY  
FOR ALL CANDIDATES LISTED ON AT LEAST ONE STATE BALLOT**

(Updated 10/97)

Candidate (Party Label)	Popular Vote Total	Percent of Popular Vote
Bill Clinton (Democrat)	47,402,357	49.24
Bob Dole (Republican)	39,198,755	40.71
Ross Perot (Reform)	8,085,402	8.40
Ralph Nader (Green)	685,128	.71
Harry Browne (Libertarian)	485,798	.50
Howard Phillips (U.S. Taxpayers)	184,820	.19
John Hagelin (Natural Law)	113,670	.12
Monica Moorehead (Workers World)	29,083	.03
Marsha Feinland (Peace and Freedom)	25,332	.03
Write-In (Miscellaneous)	24,546*	.02
Charles Collins (Independent)	8,952	.01
James Harris (Socialist Workers)	8,476	.01
None of These Candidates (Nevada)	5,608	.00
Dennis Peron (Grassroots)	5,378	.00
Mary Cal Hollis (Socialist)	4,766	.00
Jerome White (Socialist Equality)	2,438	.00
Diane Beall Templin (American)	1,847	.00
Earl F. Dodge (Prohibition)	1,298	.00
A. Peter Crane (Independent)	1,101	.00
Justice Ralph Forbes (America First)	932	.00
John Birrenbach (Independent Grassroots)	787	.00
Isabell Masters (Looking Back)	752	.00
Steve Michael (Independent)	408	.00
<b>Total:</b>	<b>96,277,634*</b>	

Voting Age Population (Census Bureau Population Survey for November 1996): 196,498,000

Percent of voting age population casting a vote for President: 49.00%

**Notes:**

Party designations vary from one state to another. Vote totals for the candidates listed above include any write-in votes they received.

\* Totals do not include the 123,000 write-in and blank votes that were compiled as one total in New York.

# 1996 ELECTORAL AND POPULAR VOTE SUMMARY

(Updated 10/97)

STATE	ELECTORAL VOTE		POPULAR VOTE			TOTAL POPULAR VOTE
	Clinton	Dole	Clinton	Dole	Perot	
AL		9	662,165	769,044	92,149	1,534,349
AK		3	80,380	122,746	26,333	241,620
AZ	8		653,288	622,073	112,072	1,404,405
AR	6		475,171	325,416	69,884	884,262
CA	54		5,119,835	3,828,380	697,847	10,019,484
CO		8	671,152	691,848	99,629	1,510,704
CT	8		735,740	483,109	139,523	1,392,614
DE	3		140,355	99,062	28,719	270,845
DC	3		158,220	17,339	3,611	185,726
FL	25		2,546,870	2,244,536	483,870	5,303,794
GA		13	1,053,849	1,080,843	146,337	2,299,071
HI	4		205,012	113,943	27,358	360,120
ID		4	165,443	256,595	62,518	491,719
IL	22		2,341,744	1,587,021	346,408	4,311,391
IN		12	887,424	1,006,693	224,299	2,135,842
IA	7		620,258	492,644	105,159	1,234,075
KS		6	387,659	583,245	92,639	1,074,300
KY	8		636,614	623,283	120,396	1,388,708
LA	9		927,837	712,586	123,293	1,783,959
ME	4		312,788	186,378	85,970	605,897
MD	10		966,207	681,530	115,812	1,780,870
MA	12		1,571,763	718,107	227,217	2,556,786
MI	18		1,989,653	1,481,212	336,670	3,848,844
MN	10		1,120,438	766,476	257,704	2,192,640
MS		7	394,022	439,838	52,222	893,857
MO	11		1,025,935	890,016	217,188	2,158,065
MT		3	167,922	179,652	55,229	407,261
NE		5	236,761	363,467	71,278	677,415
NV	4		203,974	199,244	43,986	464,279
NH	4		246,214	196,532	48,390	499,175
NJ	15		1,652,329	1,103,078	262,134	3,075,807
NM	5		273,495	232,751	32,257	556,074
NY	33		3,756,177	1,933,492	503,458	6,316,129
NC		14	1,107,849	1,225,938	168,059	2,515,807
ND		3	106,905	125,050	32,515	266,411
OH	21		2,148,222	1,859,883	483,207	4,534,434
OK		8	488,105	582,315	130,788	1,206,713
OR	7		649,641	538,152	121,221	1,377,760
PA	23		2,215,819	1,801,169	430,984	4,506,118
RI	4		233,050	104,683	43,723	390,284
SC		8	506,283	573,458	64,386	1,151,689
SD		3	139,333	150,543	31,250	323,826
TN	11		909,146	863,530	105,918	1,894,105
TX		32	2,459,683	2,736,167	378,537	5,611,644
UT		5	221,633	361,911	66,461	665,629
VT	3		137,894	80,352	31,024	258,449
VA		13	1,091,060	1,138,350	159,861	2,416,642
WA	11		1,123,323	840,712	201,003	2,253,837
WV	5		327,812	233,946	71,639	636,459
WI	11		1,071,971	845,029	227,339	2,196,169
WY		3	77,934	105,388	25,928	211,571
<b>Total:</b>	<b>379</b>	<b>159</b>	<b>47,402,357</b> 49.24%	<b>39,198,755</b> 40.71%	<b>8,085,402</b> 8.40%	<b>96,277,634</b>

Note: Total Electoral Vote = 538. Total Electoral Vote Needed to Win = 270.